



Kingdom of Cambodia

Cambodia Nutrition Stakeholder and Action Mapping

February 2024



Outline

1. Nutritional context in Cambodia
2. Mapping overview
3. Who does what for nutrition?
4. Analysis of the delivery mechanisms used
5. Geographic and target group coverage presented by key intervention
6. Results by Core Nutrition Action
7. Key messages
8. Discussion and validation of results
9. Reflection of mapping exercise and first implementation of SUN PMT
10. Planning for next steps and future implementation

1. Nutritional context in Cambodia

Nutritional context in Cambodia

Nutrition situation

- Between 2000 and 2021-22, the maternal mortality rate dropped from 437 to 154 (per 100,000 live births) and the under-five mortality rate dropped from 124 to 16 (per 1000 live births).
- Stunting has modestly declined from 50% in 2000 to 22% in 2021-22, as did underweight, from 28% in 2005 and 2014 to 16% in 2021-22.
- Wasting increased between 2005 and 2014, from 8% to 10%, and remained the same in 2021-22.
- The double burden of overweight/obesity is an emerging problem, with the rate of overweight among children under 5 doubling since 2014, to 4% in 2021-22.
- Cambodia's maternal mortality rate is more than double the average for the Asia Pacific region (69 per 100,000 live births).
- The prevalence of anaemia in children aged 6-59 months declined from 63.4% (2000) to 49% (2019), however this was only a 1% decrease from the 4 years prior.
- The prevalence of anaemia in pregnant women declined from 66.4% in 2000 to 52.7% in 2010 and 47% in 2019.
- Exclusive breastfeeding in the first 6 months has declined from 65% in 2014 to 52% in 2021-22. Similarly, early initiation of breastfeeding declined from 64.6% to 54% in the same time period.
- Malnutrition causes approximately 4,500 child deaths annually, which accounts for roughly one third of all child deaths in Cambodia.
- 58% of children aged 6 to 24 months, and about 65% of children aged 6 to 8 months, do not consume the daily minimum acceptable diet. Disparities exist here as well: children from the poorest families are half as likely to receive a minimum acceptable diet than children from the wealthiest families, and children living in rural areas are 20% less likely to do so than those living in urban areas.

Political commitment

- In June 2014, the Kingdom of Cambodia joined the SUN Movement with a letter of commitment from H.E. Prime Minister Hun Sen.
- Four SUN Networks have since been established: SUN Business Network, SUN Civil Society Alliance, SUN UN Network, and SUN Donor Network.
- The Royal Government of Cambodia established the Technical Working Group for Food Security and Nutrition (TWG-FSN), led by the Council for Agricultural and Rural Development, as the national platform for nutrition.
- Since 2019, sub-national Provincial Working Groups for Coordination Food Security and Nutrition (PWG-FSN) have been established in every province of the country.
- The Second National Strategy for Food Security and Nutrition (NSFSN) 2019-2023 is currently the key guiding document for nutrition action in the country.

2. Mapping overview

Objectives

- Identify and document the landscape of key nutrition actors and actions across multiple sectors and link their activities, target groups and implementation mechanisms

Who does what, where and how?

- Inform coverage of beneficiaries

What % of the target group is covered?

- Identify which actions are not adequately addressed and inform scale up of nutrition actions

How and where to strengthen key nutrition actions?



Engage a dialogue with stakeholders to scale key nutrition actions in the country

What can the Nutrition Stakeholder & Action Mapping help you with?

For provincial administrations

See what partners are working on nutrition in your province

Get info on what actions are being conducted, and where

How many people are being reached by different actions, **what needs to be scaled up**

For Ministries

Get a better overview of **who the partners are and what they do**

Identify potential gaps in geographic and population coverage

Help **planning & scale-up of nutrition actions**

For UN and NGOs

Enhance coordination through better info on what organizations are working in the same provinces and/or on the same actions

Identify what provinces need further support

See what actions need to be scaled up, and where

For Donors

Identify which provinces need further support

See what actions need more funds to scale up

Help identify what organizations can cover different actions and districts



Improve coordination among partners, and help inform planning and scale up of nutrition actions

The mapping process uses the UN-Nutrition mapping tool to answer key questions

To be answered with subsequent iterations of mapping

Qualitative view

Recap nutrition situation and nutrition actions
Who does what where?

- 1 What is the country nutrition situation
- 2 Who are the key stakeholders? What are their roles?
- 3 Which stakeholders are doing what where? And through which delivery mechanisms?

Quantitative view

Coverage
What % of the target population is covered?

- 4 What % of the target population is covered nationally?
- 5 What % of target population is covered per action?
- 6 What % of the target population is covered per province/district?
- 7 For each province, who is reaching what % of the target population?

Guidance for scaling up nutrition

Guidance for a stakeholder dialogue
How & where to scale up nutrition?

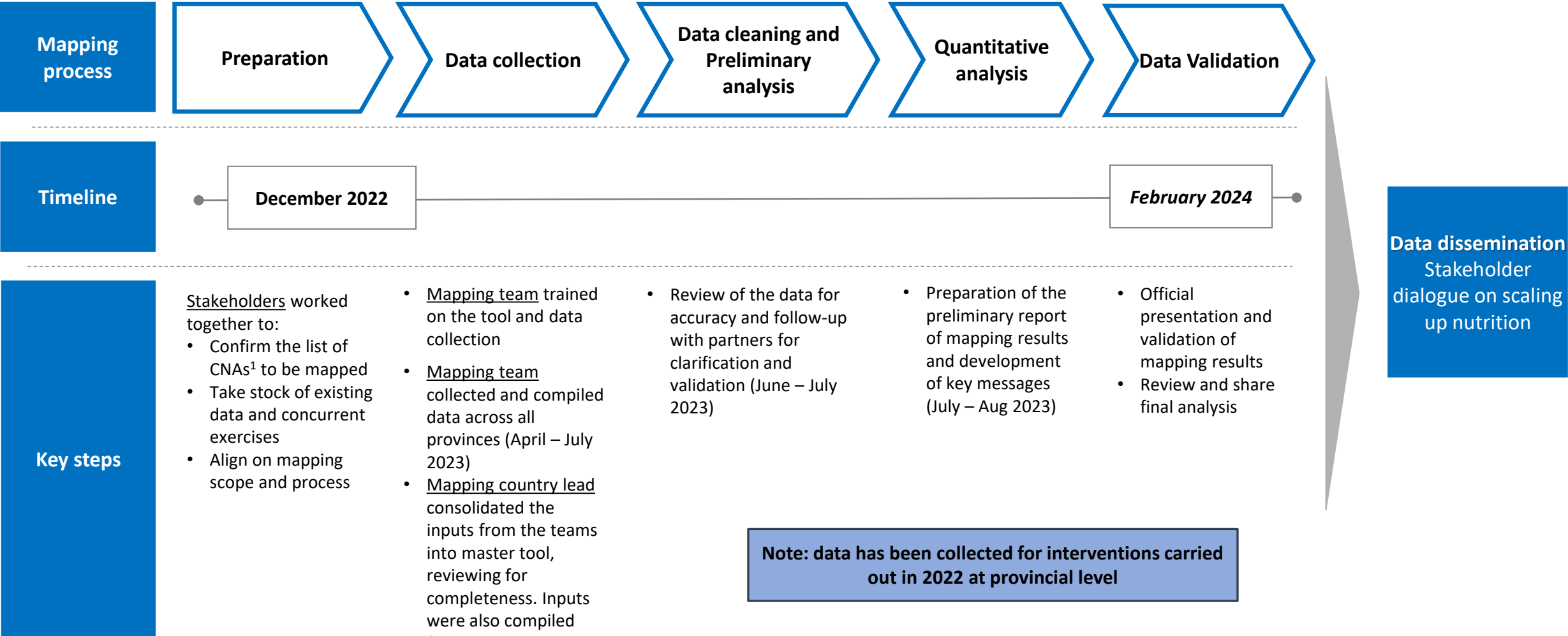
- 8 What are the stunting levels (e.g. prevalence)? What is the action intensity per province?
- 9 Which provinces are not adequately addressed?
- 10 Are children receiving the nutrition actions they may need?
- 11 Where are there action gaps in addressing key nutrition problems?
- 12 How much of the provincial budget is being allocated to nutrition activities?

Continuous monitoring

Implementation monitoring
Are targets achieved over time?

- 13 Is the target population coverage improving over time?
- 14 Are targets achieved as defined in the national plan?

The mapping used an inclusive multisectoral approach



1. CNAs = Core Nutrition Actions
 2. Mapping team includes staff from the SUN Secretariat and other key stakeholders (Government and civil society) 9

Core Nutrition Actions and data collected (1/4)

Thematic area	Core Nutrition Action	Key target group(s)
Community-led Nutrition	Community mobilization and SBCC campaigns to support optimal behaviours and practices (healthy diets, gender training, youth mobilisation)	Adolescents 10-25 years Households Villages Children 0-59 months Secondary school-aged children Garment factories Provincial hospitals WRA
MCH	Promotion/provision of ante- and post-natal check ups	Pregnant women 15-49 years Post-partum women 15-49 years Provincial hospitals WRA
	Growth monitoring promotion for children under 5	Children 0-59 months
Micronutrient Supplementation	Micronutrient supplementation for pregnant and lactating women	Pregnant women 15-49 years Lactating women 15-49 years
	Micronutrient supplementation for infants and children	Children 0-59 months

Core Nutrition Actions and data collected (2/4)

Thematic area	Core Nutrition Action	Key target group(s)
Infant and Young Child Feeding	Breastfeeding education and counselling on optimal breastfeeding practices	Pregnant women 15-49 years Post-partum women 15-49 years Households Caregivers Provincial hospitals WRA
	Community counselling on complementary feeding	Pregnant women 15-49 years Post-partum women 15-49 years Households Caregivers WRA
	Promotion of lactation rooms in workplaces	Private sector
Malnutrition Management	Management of Moderate Acute Malnutrition (MAM)	Pregnant women 15-49 years Lactating women 15-49 years Children 0-59 months
	Management of Severe Acute Malnutrition (SAM)	Pregnant women 15-49 years Lactating women 15-49 years Children 0-59 months
	Management of overweight/obesity	Pregnant women 15-49 years Lactating women 15-49 years Children 0-59 months
Crops/Horticulture	Promotion of year-round production of nutrient-rich crops and fruit and vegetable gardens for healthy diets	Households Smallholder farmers Producer groups/cooperatives Community workers

Core Nutrition Actions and data collected (3/4)

Thematic area	Core Nutrition Action	Key target group(s)
Livestock and Aquaculture	Livestock distribution and support programs	Households Smallholder farmers
	Aquaculture distribution and support programs	Households Smallholder farmers
Food Safety and Value Chains	Promotion of safe food processing, handling, transport and storage	Smallholder farmers Commercial producers Private sector
	Reduction of food loss and waste	Households Smallholder farmers Commercial producers
	Strengthening nutrition-oriented value chains	Smallholder farmers Commercial producers Food sellers Households
Food Fortification	Promotion/provision of fortified foods (salt, fish sauce, rice etc.)	Households Private sector
School Nutrition	School feeding programs	Primary school-aged children Primary schools Smallholder farmers
	Promotion of healthy school snack environment and behaviours	Primary school-aged children Lower secondary school-aged children Adolescents 10-25 years

Core Nutrition Actions and data collected (4/4)

Thematic area	Core Nutrition Action	Key target group(s)
Nutrition-sensitive WASH	Construction/rehabilitation of water and sanitation facilities	Households Villages Primary schools Secondary schools Health centres
	Promotion of hygiene practices, such as hand washing, latrine use, safe drinking water consumption, etc.	Primary school-aged children Secondary school-aged children Households Schools (all)
	Promotion of a clean living environment	Households Villages Primary school-aged children Secondary school-aged children
Disaster Management and Climate Change Adaptation	Provision of nutritious food aid during emergency/disasters	Households
Social Protection	Promotion of adequate maternity and paternity leave in workplaces	Private sector
	Conditional cash transfers dependent on engagement with health/nutrition services	Pregnant women 15-49 years Post-partum women 15-49 years Households


Mapping Specific Definitions

Responsible Ministry	Ministry, department or institution of the Government participating in the monitoring and evaluation of the action	Action	These are the nutrition activities or interventions that were chosen to be mapped identified in consultation with multi-sectoral stakeholders engaged in nutrition
Implementer	This role refers to all partners delivering nutrition actions directly to the beneficiaries	Delivery mechanism	A list of country-specific mechanisms that define how an action has been implemented
Catalyst	Partners who provide coordination, M&E, and/or technical assistance to the nutrition actions being mapped.	Geographic coverage	Percentage of geographical areas in which an action has been carried out (where at least one stakeholder has reached a beneficiary)
Donor	This role refers to partners who provide funding for the identified nutrition actions	Population coverage	Percentage of target group that benefited from an action, compared to the total size of that target group

- A stakeholder may assume several roles for a single action (e.g. the responsible ministry may also be the field implementer through its public servants)
- Some roles may not be filled for each action
- The donor role includes donors and technical partners who have funded implementing organizations

- 'Delivery mechanisms' can be strategies (e.g. campaigns or routines), human capital (e.g. extension workers, religious leaders), approaches (e.g. community-led, health centres), etc. The set of options is country-specific and decided by the government and partners engaged in nutrition

In order to determine coverage, total population of key target groups was gathered



The population of most of the key target groups for the mapping year (2022) was based on the 2019 Population Census (e.g. Children 0-59 months, women of reproductive age)



For a few of the key target groups alternative sources or additional calculations had to be made:

- Primary-school aged children (alternative source)
- List of villages in each province (alternative source)
- Number of pregnant women (calculated)

Disclaimer for the Nutrition Stakeholder & Action Mapping

- The Cambodia Nutrition Stakeholder & Action Mapping intends to help improve nutrition coordination and scale-up discussions by providing an indicative overview of [who the stakeholders in nutrition are, where they are working, and estimated coverage of beneficiaries for selected Core Nutrition Actions](#).
- Both the [geographical and beneficiary coverage are estimated](#) based on the information provided and obtained at the provincial level. The coverage is therefore [not to be considered as exhaustive or exact](#). Moreover, [it is voluntary to report](#), and not necessarily all stakeholders have been identified or have chosen to contribute.
- The mapping has only collected data on [selected Core Nutrition Actions](#) which were developed from the Compendium of Actions for Nutrition (2016) and adapted to Cambodia's context. Nutrition Actions were selected in consultations with Government Ministries and other actors selected through a multi-sectoral and multi-stakeholder approach. Organizations, both included in this mapping and not, may be working on other actions that are important for improving nutrition outcomes, however data on these actions has not been captured in this mapping. Furthermore, this mapping is [not assessing the quality](#) or accuracy of the reported coverage. Rather it can be used as an indicator of where certain areas or actions should be analysed further.
- In addition, some [challenges](#) were encountered [in the collection and analysis of data](#) in Cambodia:
 - Improved availability and participation of government partners in meetings and training sessions could contribute significantly to the collaborative environment and drive positive outcomes;
 - Active participation from government partners in data collection responsibilities is encouraged, as their engagement is pivotal in ensuring comprehensive data accuracy and depth;
 - Data collection period took significantly longer than scheduled;
 - The mapping does not include information identified by government partners due to missing information;
 - Target group information appeared to be the most difficult source of information to capture in the interview questionnaires;
 - Teams experienced difficulty customising the DHIS2 software;
 - The project timeline was extended due to the busy schedules of esteemed partners and the significant 2023 RGC Election and government transition, allowing for additional time.
- The results of this exercise should thus only be interpreted as [indicative and directional](#) in the context of a first exercise. [Future iterations will help to refine the approach and improve the quality of the results](#).

3. Who does what for nutrition?

Overview of stakeholders involved in implementing core nutrition actions (1/4)

Thematic Area	CNA	Implementer	Catalyst	Donor	Responsible Ministry
Community-led Nutrition	Community mobilization and SBCC campaigns to support optimal behaviours and practices (healthy diets, gender training, youth mobilisation)	HKI, RACHA, GRET, YNC, ADRA, FIDR, ASG, Lafiya Innovators, MeetDoctor, Green Lady, Cambodia, AgriHouse, Much Mobile, Healthcare, HospiCare, PhallChangrit, Alkagizer, Sursdey Yoga, Ektes Clinic, Cancer.Co, FH Cambodia, UNICEF	HKI, ADRA, GIZ-MUSEFO, GRET, FIDR, ImpactHub, FH Cambodia, DFA	BMZ, AFD, GIZ-MUSEFO, Canadian Food Grain Bank, GAC, DFAD, FIDR, SDC, Botnar Foundation, USAID, Canada, Japan, DFA	MOL, MOH, CARD, MOEYS
MCH	Promotion/provision of ante- and post-natal check ups	HKI, GIZ-MUSEFO, RACHA, SHARE, ADRA, NMCHC/NNP, FH Cambodia	HKI, GIZ-MUSEFO, SHARE, ADRA, A&T, WHO, FH Cambodia	GIZ-MUSEFO, BMZ, GAC, DFAT, GOI, WHO, Canada, Japan, USA	MOH, MOL
	Growth monitoring promotion for children under 5	GIZ-MUSEFO, RACHA, SHARE, ADRA	ADRA, GIZ-MUSEFO, RACHA, SHARE	CFGB, BMZ, DFAD	MOH
Micronutrient Supplementation	Micronutrient supplementation for pregnant and lactating women	HKI, SHARE	HKI, GIZ-MUSEFO	GIZ-MUSEFO, Vitamin Angels	CARD, MOH
	Micronutrient supplementation for infants and children	ADRA, SHARE	ADRA	CFGB, DFAD	MOH

Overview of stakeholders involved in implementing core nutrition actions (2/4)

Thematic Area	CNA	Implementer	Catalyst	Donor	Responsible Ministry
Infant and Young Child Feeding	Breastfeeding education and counselling on optimal breastfeeding practices	SHARE, HKI, RACHA, GRAND project, NMCHC/NNP, FH Cambodia	HKI, RTI, NC-ECCD, GIZ-MUSEFO, A&T, FH Cambodia	USAID, GIZ, BMZ, GIZ-MUSEFO, SCI Hong Kong, GOI, USA, Canada, Japan	CARD, MOH, MOL
	Community counselling on complementary feeding	HKI, RACHA, WorldFish, SHARE, Commune council, GRAND project, FH Cambodia	HKI, RTI, GIZ-MUSEFO, GIZ-SAFR, FIDR, NC-ECCD, FH Cambodia	USAID, GIZ, BMZ, GIZ-MUSEFO, Commune council, SCI Hong Kong, USA, Canada, Japan	CARD, MOH, MAFF, MOL
Malnutrition Management	Management of Moderate Acute Malnutrition (MAM)	ADRA, HKI, WFP, GIZ-MUSEFO, HKI	ADRA, HKI, RTI, MOH, GIZ-MUSEFO	CFGB, USAID, GIZ, JICA, BMZ	MOH, CARD
	Management of Severe Acute Malnutrition (SAM)	ADRA, GIZ-MUSEFO, UNICEF	ADRA, GIZ-MUSEFO, UNICEF	CFGB, BMZ, DFA	MOH
	Management of overweight/obesity	HKI, RACHA	GIZ-MUSEFO, HKI, RTI	BMZ, USAID, GIZ	MOH, MOL, CARD
Crops/Horticulture	Promotion of year-round production of nutrient-rich crops and fruit and vegetable gardens for healthy diets	IIRR, GIZ-ILF, OREDA, ODOV, OXFAM, FH Cambodia, FIDR, ADRA, WFP, CACC, GRET, GIZ-MUSEFO, HKI	IIRR, PDAFF, GIZ-ILF, WR, MA, NCC, EU, FH Cambodia, FIDR, ADRA, WFP, CACC, GRET, HKI, RTI, GIZ-MUSEFO	CIAT, WR, MA, IIRR, IDRC, WWF, ADB, NCC, EU, Canada, USA, Japan, FIDR, CFGB, GASFP, DFAD, Coopération Décentralisée des Hauts de Seine, USAID, GIZ, BMZ	MOH, MLMUPC, GDA, MAFF, CARD

Overview of stakeholders involved in implementing core nutrition actions (3/4)



Thematic Area	CNA	Implementer	Catalyst	Donor	Responsible Ministry
Livestock and Aquaculture	Livestock distribution and support programs	IIRR, GRET, FH Cambodia, YEAC, VSO, GIZ-MUSEFO, HIC, AG, PATA	SCI, IIRR, GRET, FH Cambodia, GIZ-MUSEFO	EU, IDRC, ADB, Coopération Décentralisée des Hauts de Seine, USA, Canada, Japan, BMZ	MOT, MAFF, Royal Academy of Cambodia
	Aquaculture distribution and support programs	PDAFF, WorldFish, GFA, IIRR, FH Cambodia	GIZ-SAFR, EU, IIRR, FH Cambodia	BMZ, EU, IIRR, Canada, Japan, USA, BMZ	MAFF
Food Safety and Value Chains	Promotion of safe food processing, handling, transport and storage	WorldFish, GFA, Abt associates inc. , Reachny Banana Chip, Sora Khmer, GIZ-MUSEFO, Sou Hean, Kiri Farm, HKI	GIZ-SAFR, USAID, Impact Hub, GIZ-MUSEFO, HKI, RTI	BMZ, USAID, KE, GIZ	MAFF, MOH, CARD, MRD
	Reduction of food loss and waste	Abt associates inc., Compost city, Composo	USAID, IHPP	USAID, Smart Axiata	
	Strengthening nutrition-oriented value chains	IIRR, GRET, GIZ-CRAS, HKI	IIRR, GRET, GIZ-CRAS, HKI, RTI	FIDR, IDRC, Coopération Décentralisée des Hauts de Seine, BMZ, USAID, GIZ	MOC, MAFF, GDA, CARD, MRD
Food Fortification	Promotion/provision of fortified foods (salt, fish sauce, rice etc.)	ADRA, WFP, GIZ, Consa Tech	ADRA, MOP, GIZ-MUSEFO	GAC, Russia, BMZ	MOH, MOP

Overview of stakeholders involved in implementing core nutrition actions (4/4)

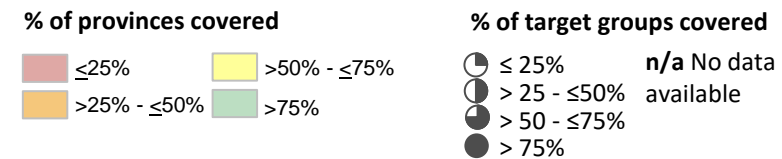
Thematic Area	CNA	Implementer	Catalyst	Donor	Responsible Ministry
School Nutrition	School feeding programs	FAO, WFP, IIRR	FAO, MOEYS, IIRR	USDA, KOICA, BMEL, USDA, IIRR, WWF, RGC	MOEYS
	Promotion of healthy school snack environment and behaviours	FIDR, MOEYS, FAO, HKI	FIDR, FAO, HKI	FIDR, BMEL, Novo Nordisk	MOEYS
Nutrition-sensitive WASH	Construction/rehabilitation of water and sanitation facilities	RWC, POE, OXFAM, EWB-RWC, iDE, Stone family foundation, IIRR, FH Cambodia, Stone family foundation, IDE, CWA, ADRA, KAPE, BK, SCI	EWB, RWC, USAID, IIRR, FH Cambodia, ADRA	KHA-BMZ, EU, EWB-AUSTRALIA, HAMAP for Humanitaire, USAID, IIRR, ADB, CAFOD, Canada, Japan, CFGB, FIDR	MOH, MAFF, MOT, MOE, MRD, MOWRAM/TSA, District administrator
	Promotion of hygiene practices, such as hand washing, latrine use, safe drinking water consumption, etc.	FIDR, MOEYS, RACHA, WorldFish, KAPE, CWA, IIRR, ADRA, HKI, UNICEF, GIZ-FFS	FIDR, GIZ-MUSEFO, GIZ-SAFR, IIRR, ADRA, UNICEF, RTI, GIZ-FFS	FIDR, BMZ, EU, IIRR, WWF, CFGB, DFAD, DRA	MOEYS, CARD, MOH, MAFF, MOL, SHD
	Promotion of a clean living environment	FIDR, MOEYS, RACHA, RWC, SHARE, HKI	FIDR, GIZ-MUSEFO, RWC, RTI	FIDR, BMZ, UNDP-SGP, USAID	MOEYS, CARD, MOH
Disaster Management and Climate Change Adaptation	Provision of nutritious food aid during emergency/disasters	GIZ-ILF, GIZ-ID Poor, SHARE, HKI, WFP	GIZ-ID Poor, GIZ-ILF, GIZ-MUSEFO, IRRI, NCDM	BMZ, DFAT	MOP, MAFF, GDA
Social Assistance	Conditional cash transfers dependent on engagement with health/nutrition services				

4. Analysis of the delivery mechanisms used

5. Geographic and target group coverage presented by key intervention

Presentation of interventions, target groups and implementation mechanisms (1/4)

3 actions cover more than 75% of the provinces



Thematic Area	CNA	Coverage	Key Target Groups	% Group Coverage	Delivery Mechanism
Community-led Nutrition	Community mobilization and SBCC campaigns to support optimal behaviours and practices (healthy diets, gender training, youth mobilisation)	9/25	Adolescents 10-25 years Households Villages		Trainings, secondary schools, Care groups, VHSGs, community mobilisation, Public gatherings, demonstrations, BCC, Commune council, CCWC, Youth Leaders, Training of trainers, Meetings/workshops, Social media, Provincial government
MCH	Promotion/provision of ante- and post-natal check ups	13/25	Pregnant women 15-49 years Post-partum women 15-49 years		Meetings/workshops, health centre workers, Commune council, CHSGs, CCWC, Care groups, VHSG, Provincial government, community leaders
	Growth monitoring promotion for children under 5	4/25	Children 0-59 months		VHSGs, outreach clinics, health centre workers, trainings, Community leaders, CCWC
Micronutrient Supplementation	Micronutrient supplementation for pregnant and lactating women	2/25	Pregnant women 15-49 years Lactating women 15-49 years		Health facilities, research/studies, guideline/policy development, Community leaders, HC workers, trainings
	Micronutrient supplementation for infants and children	3/25	Children 0-59 months		VHSGs, outreach clinics, Community leaders, HC workers

Presentation of interventions, target groups and implementation mechanisms (2/4)

3 actions cover more than 75% of the provinces.

% of provinces covered

≤25%

>50% - ≤75%

>25% - ≤50%

>75%

% of target groups covered

≤ 25%

> 25 - ≤50%

> 50 - ≤75%

> 75%

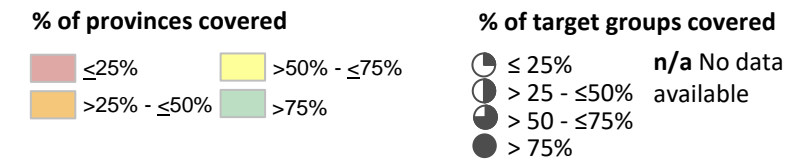
n/a No data available



Thematic Area	CNA	Coverage	Key Target Groups	% Group Coverage	Delivery Mechanism
Infant and Young Child Feeding	Breastfeeding education and counselling on optimal breastfeeding practices	25/25	Pregnant women 15-49 years Post-partum women 15-49 years Households		Demonstrations, trainings, care groups, VHSGs, HC workers, BCC, public gatherings, social media, BCC, NGOs, CCWC, Provincial government, community leaders
	Community counselling on complementary feeding	9/25	Pregnant women 15-49 years Post-partum women 15-49 years Households		Demonstrations, trainings, care groups, VHSGs, health centre workers, BCC, public gatherings, social media, Meetings/workshops, Commune council, NGOs, CCWC, Provincial government
Malnutrition Management	Management of Moderate Acute Malnutrition (MAM)	3/25	Pregnant women 15-49 years with MAM Lactating women 15-49 years with MAM Children 0-59 months with MAM		VHSGs, Community leaders, Demonstrations, trainings, Policy/guideline development
	Management of Severe Acute Malnutrition (SAM)	5/25	Pregnant women 15-49 years with SAM Lactating women 15-49 years with SAM Children 0-59 months with SAM		VHSGs, Community leaders, trainings, Health facilities, Demonstrations
	Management of overweight/obesity	5/25	Pregnant women 15-49 years who are overweight/obese Lactating women 15-49 years who are overweight/obese Children 0-59 months who are overweight/obese		Care groups, VHSGs, health centre workers, BCC, social media, public gatherings, Trainings, Demonstrations
Crops/Horticulture	Promotion of year-round production of nutrient-rich crops and fruit and vegetable gardens for healthy diets	18/25	Households Smallholder farmers		Meetings/workshops, trainings, Cooperatives, producers, Demonstrations, provincial government, Behavioural change campaigns, social media, Training of trainers

Presentation of interventions, target groups and implementation mechanisms (3/4)

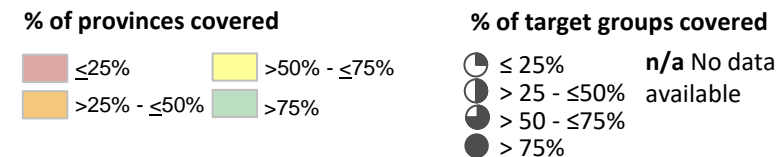
3 actions cover more than 75% of the provinces.



Thematic Area	CNA	Coverage	Key Target Groups	% Group Coverage	Delivery Mechanism
Livestock and Aquaculture	Livestock distribution and support programs	9/25	Households Smallholder farmers		Producers, trainings, Meetings/workshops, Demonstrations, provincial government, cooperatives
	Aquaculture distribution and support programs	12/25	Households Smallholder farmers		Policy/guideline implementation, trainings, Meetings/workshops, demonstrations, provincial government
Food Safety and Value Chains	Promotion of safe food processing, handling, transport and storage	9/25	Smallholder farmers Commercial producers Private sector		Trainings, Cooperatives, meetings/workshops, food sellers/vendors, VHSGs, Research/studies, Demonstrations
	Reduction of food loss and waste	2/25	Households Smallholder farmers Commercial producers		Trainings, meetings/workshops
	Strengthening nutrition-oriented value chains	7/25	Smallholder farmers Commercial producers Food sellers Households		Trainings, Meetings/workshops, Producers, distributors, Demonstrations, VHSGs
Food Fortification	Promotion/provision of fortified foods (salt, fish sauce, rice etc.)	3/25	Households		Food sellers/vendors, outreach clinics, CCWC, Youth groups, Trainings, Research/studies

Presentation of interventions, target groups and implementation mechanisms (4/4)

3 actions cover more than 75% of the provinces.



Thematic Area	CNA	Coverage	Key Target Groups	% Group Coverage	Delivery Mechanism
School Nutrition	School feeding programs	8/25	Primary school-aged children		Primary schools, producers, pilot tests, trainings, Community mobilisation, Meetings/workshops, policy/guideline development
	Promotion of healthy school snack environment and behaviours	5/25	Primary school-aged children Lower secondary school-aged children		Training of trainers, Teachers, Pilot tests, Primary schools, food sellers/vendors
Nutrition-sensitive WASH	Construction/rehabilitation of water and sanitation facilities	18/25	Households Villages Primary schools		VHSGS, community mobilisation, Health centre workers, community based organisations, BCC, Commune council, meetings/workshops, Health facilities, Provincial government, Care groups, community leaders, Primary schools, Producers, Training, provision of inputs/goods
	Promotion of hygiene practices, such as hand washing, latrine use, safe drinking water consumption, etc.	25/25	Primary school-aged children Households		Training, teachers, Care groups, VHSGs, health centre workers, BCC, public gatherings, social media, Meetings/workshops, local authorities, Provincial government, Policy/guideline development, primary schools, secondary schools, training of trainers, preschools
	Promotion of a clean living environment	5/25	Households Villages		Trainings, meetings/workshops, teachers, Care groups, VHSGs, BCC, public gatherings, social media, Community mobilisation
Disaster Management and Climate Change Adaptation	Provision of nutritious food aid during emergency/disasters	25/25	Households		Training of trainers, policy/guideline development, cooperatives, Community leaders, commune council, research/studies, material distribution
Social Assistance	Conditional cash transfers dependent on engagement with health/nutrition services	0/25	Pregnant women 15-49 years Post-partum women 15-49 years Households		

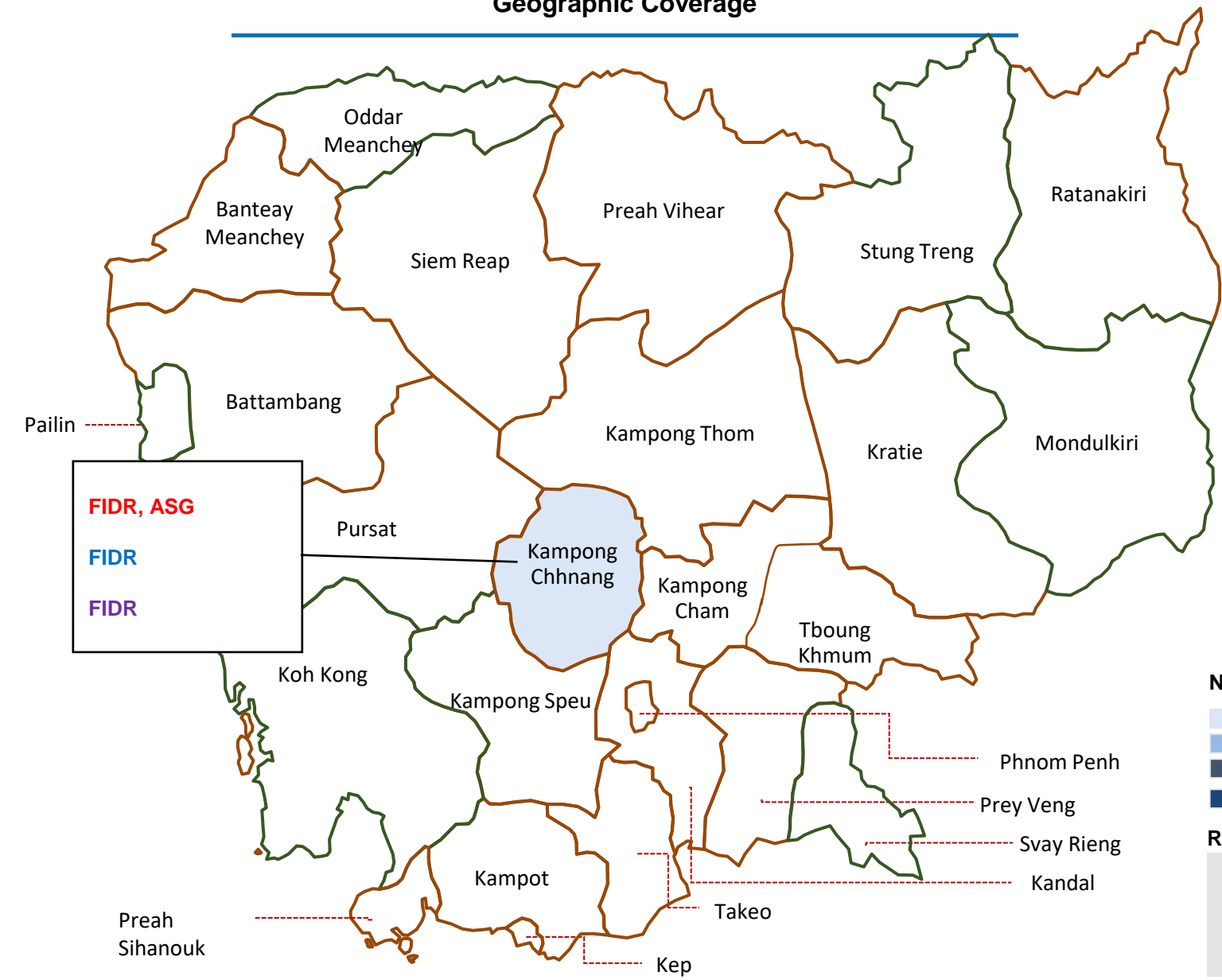
6. Results by Core Nutrition Action

Community mobilization and SBCC campaigns to support optimal behaviours and practices (healthy diets, gender training, youth mobilisation)

Who supports the community mobilization and SBCC campaigns to support optimal behaviours and practices? (Secondary school-aged children) 1 of 7

This action is led by the Ministry of Education and Sports, and is supported by 2 implementers

Geographic Coverage



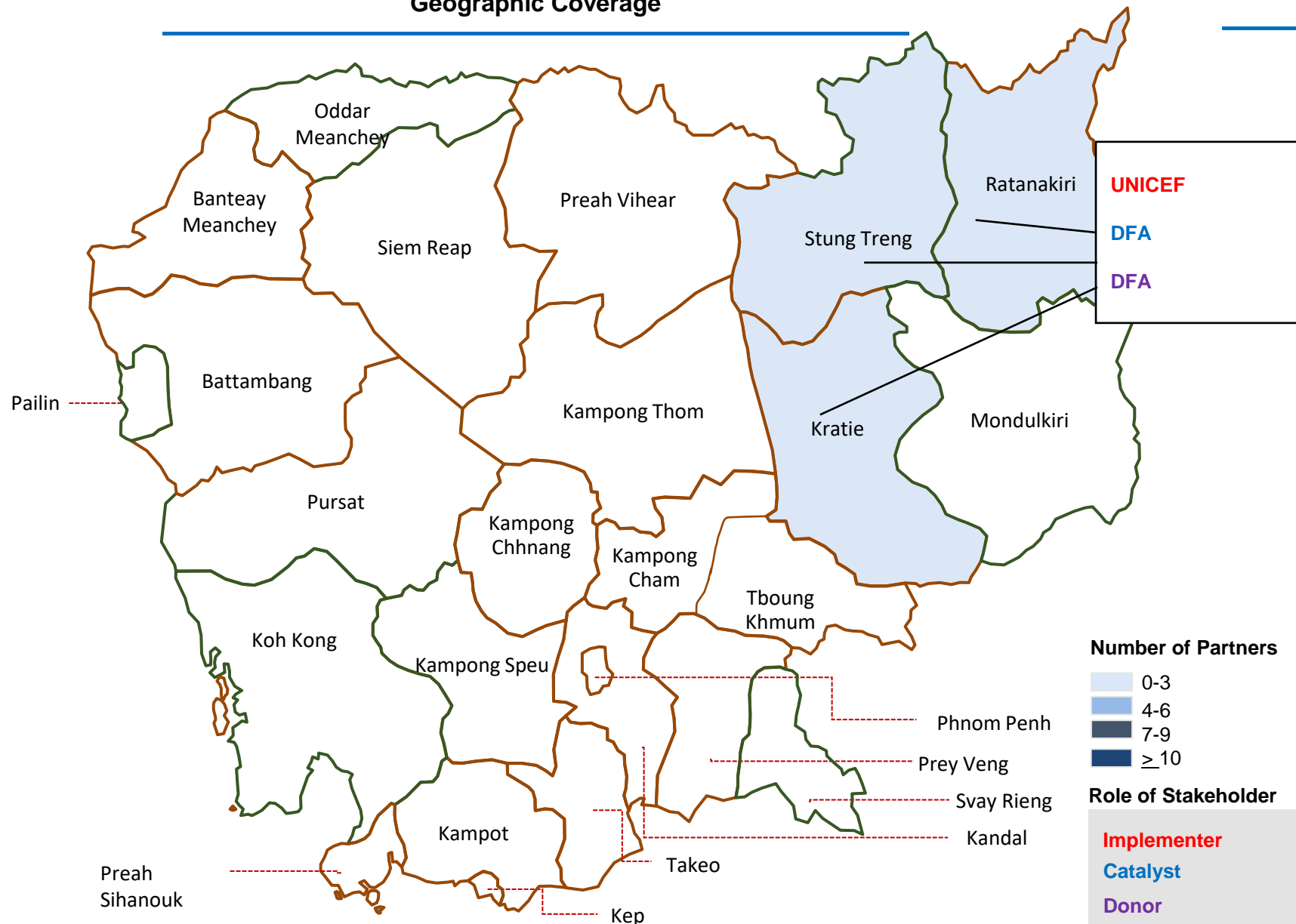
Population Coverage

District	Secondary school-aged children	Coverage
Banteay Meanchey		
Battambang		
Kampong Cham		
Kampong Chhnang	1,419	3.7%
Kampong Speu		
Kampong Thom		
Kampot		
Kandal		
Koh Kong		
Kratie		
Mondulkiri		
Phnom Penh		
Preah Vihear		
Prey Veng		
Pursat		
Ratanakiri		
Siem Reap		
Preah Sihanouk		
Stung Treng		
Svay Rieng		
Takeo		
Oddar Meanchey		
Kep		
Pailin		
Tboung Khmum		

Who supports the community mobilization and SBCC campaigns to support optimal behaviours and practices? (Children 0-59 months) 2 of 7

This action is led by the Ministry of Health, and is supported by 1 implementer

Geographic Coverage



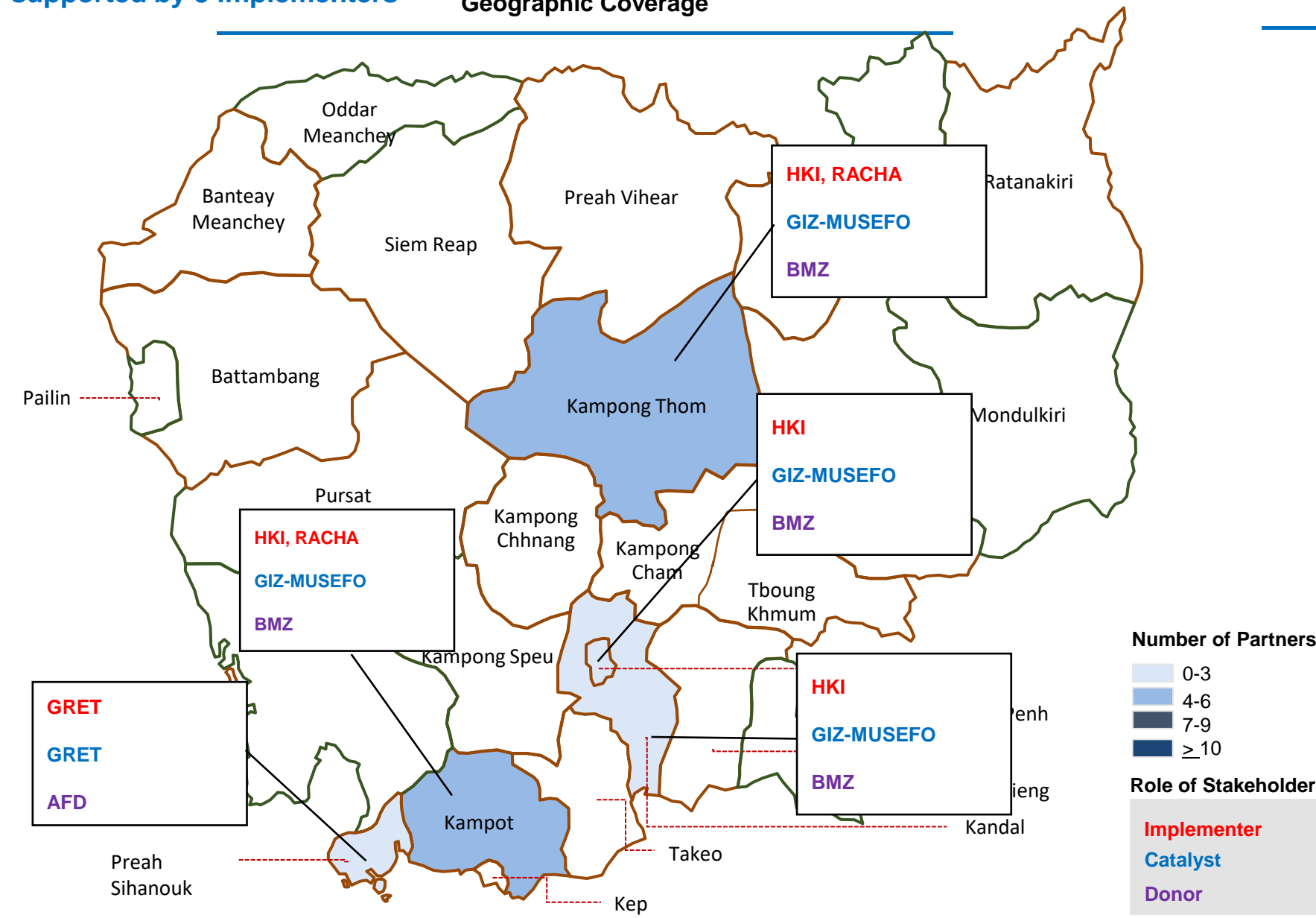
Population Coverage

District	Children 0-59 months	Coverage
Banteay Meanchey		
Battambang		
Kampong Cham		
Kampong Chhnang		
Kampong Speu		
Kampong Thom		
Kampot		
Kandal		
Koh Kong		
Kratie	6,750	19.4%
Mondulkiri		
Phnom Penh		
Preah Vihear		
Prey Veng		
Pursat		
Ratanakiri	6,750	33.4%
Siem Reap		
Preah Sihanouk		
Stung Treng	6,750	43.8%
Svay Rieng		
Takeo		
Oddar Meanchey		
Kep		
Pailin		
Tboung Khmum		

Who supports the community mobilization and SBCC campaigns to support optimal behaviours and practices? (Households) 3 of 7

This action is led by the Ministry of Health, Ministry of Labour, and Council of Agricultural and Rural Development and is supported by 3 implementers

Geographic Coverage



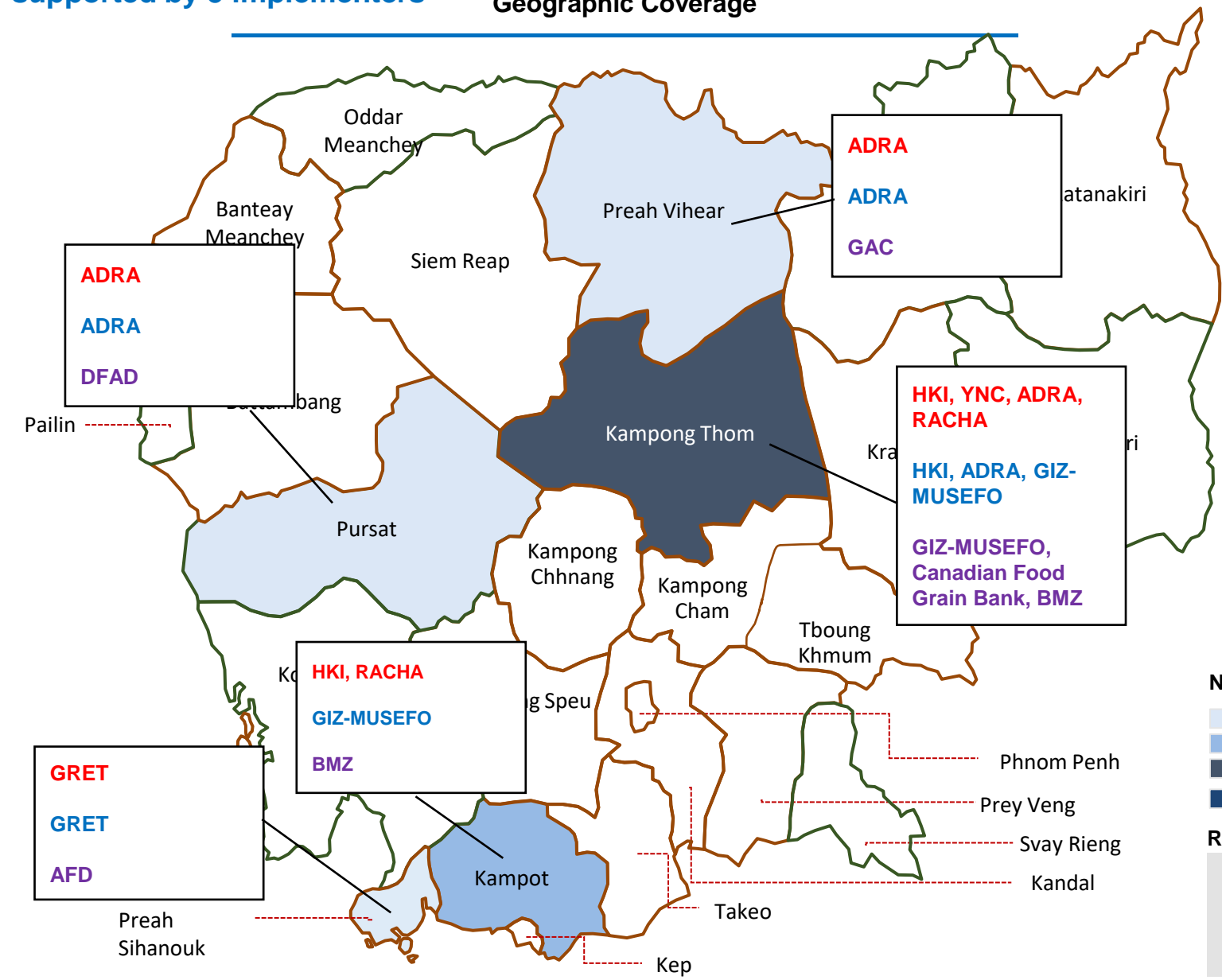
Population Coverage

District	Households	Coverage
Banteay Meanchey		
Battambang		
Kampong Cham		
Kampong Chhnang		
Kampong Speu		
Kampong Thom	1,942	1.2%
Kampot	1,403	1.0%
Kandal	3,241	1.2%
Koh Kong		
Kratie		
Mondulkiri		
Phnom Penh	12,938	2.6%
Preah Vihear		
Prey Veng		
Pursat		
Ratanakiri		
Siem Reap		
Preah Sihanouk	1,459	3.1%
Stung Treng		
Svay Rieng		
Takeo		
Oddar Meanchey		
Kep		
Pailin	1,942	11.3%
Tboung Khmum		

Who supports the community mobilization and SBCC campaigns to support optimal behaviours and practices? (Villages) 4 of 7

This action is led by the Ministry of Health, Ministry of Labour, and Council of Agricultural and Rural Development and is supported by 5 implementers

Geographic Coverage



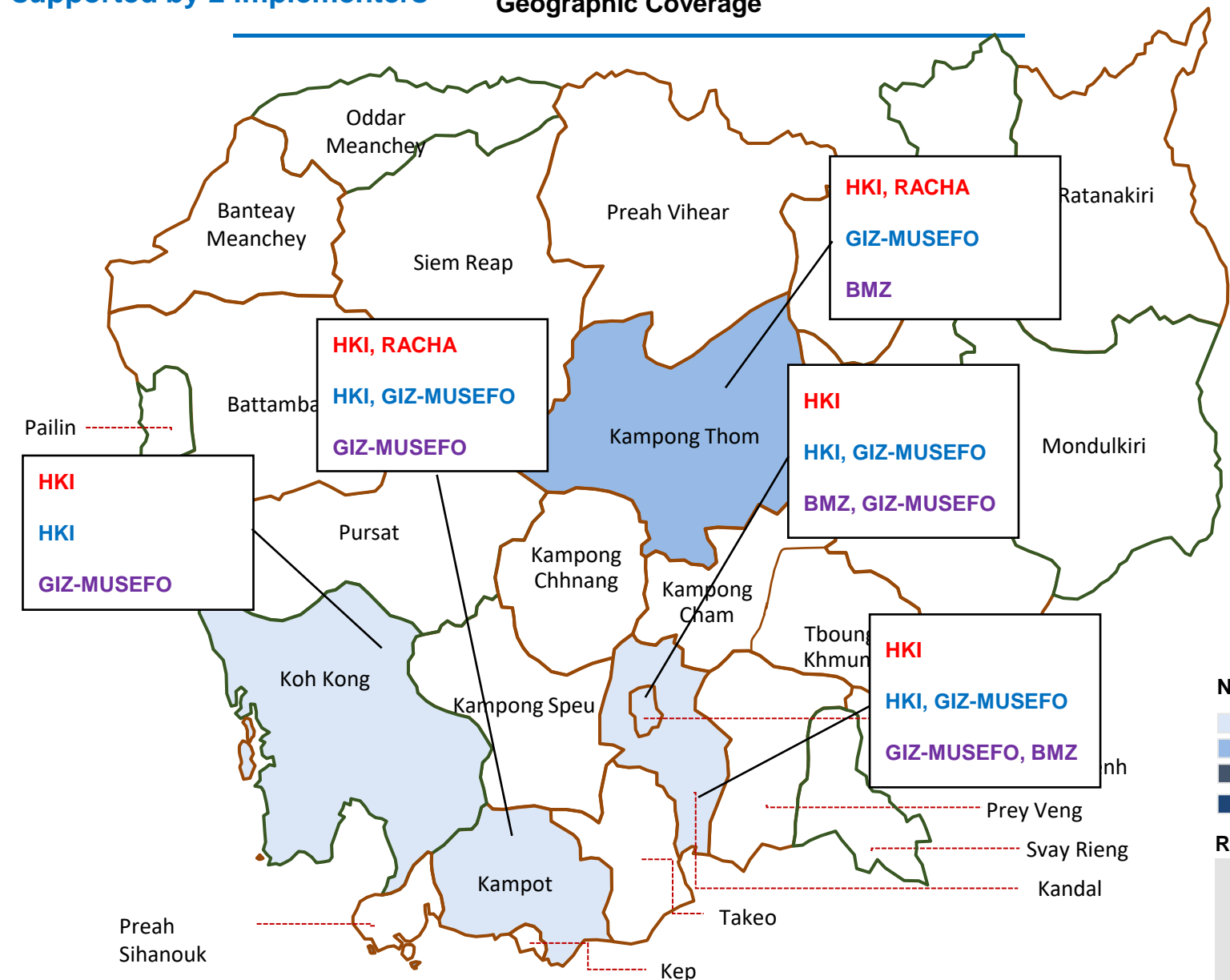
Population Coverage

District	Villages	Coverage
Banteay Meanchey		
Battambang		
Kampong Cham		
Kampong Chhnang		
Kampong Speu		
Kampong Thom	130	17.0%
Kampot	90	18.4%
Kandal		
Koh Kong		
Kratie		
Mondulkiri		
Phnom Penh		
Preah Vihear	144	62.1%
Prey Veng		
Pursat	50	9.8%
Ratanakiri		
Siem Reap		
Preah Sihanouk	35	31.5%
Stung Treng		
Svay Rieng		
Takeo		
Oddar Meanchey		
Keap		
Pailin		
Tboung Khmum		

Who supports the community mobilization and SBCC campaigns to support optimal behaviours and practices? (Adolescents 10-25 years) 5 of 7

This action is led by the Ministry of Health, Ministry of Labour, and Council of Agricultural and Rural Development and is supported by 2 implementers

Geographic Coverage



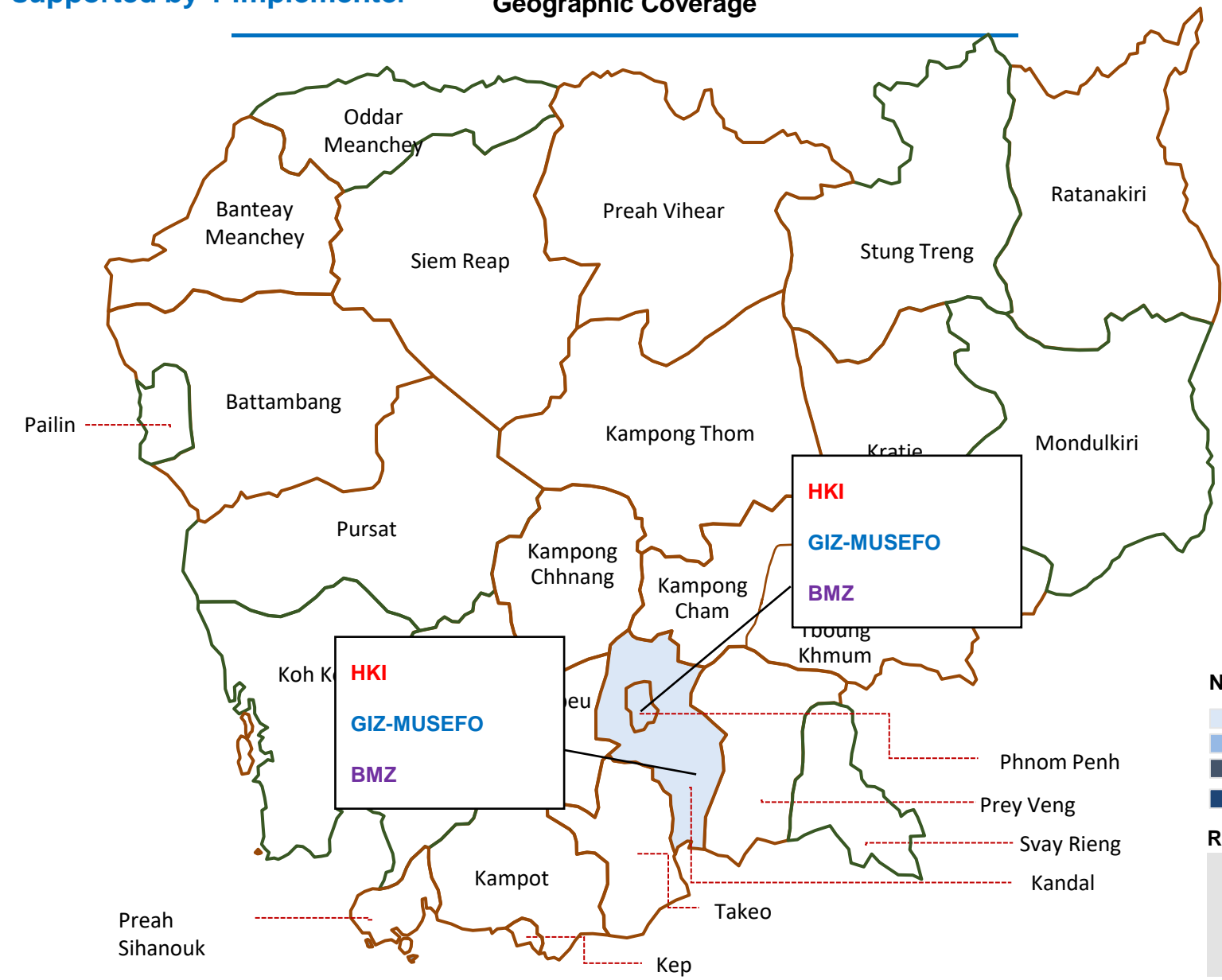
Population Coverage

District	Adolescents 10-25 years	Coverage
Banteay Meanchey		
Battambang		
Kampong Cham		
Kampong Chhnang		
Kampong Speu		
Kampong Thom	8,232	4.3%
Kampot	15,465	9.4%
Kandal	397	0.1%
Koh Kong	34	0.1%
Kratie		
Mondulkiri		
Phnom Penh	2,783	0.4%
Preah Vihear	144	0.2%
Prey Veng		
Pursat	50	0.04%
Ratanakiri		
Siem Reap		
Preah Sihanouk	35	0.04%
Stung Treng		
Svay Rieng		
Takeo		
Oddar Meanchey		
Kep		
Pailin		
Tboung Khmum		

Who supports the community mobilization and SBCC campaigns to support optimal behaviours and practices? (Garment factories) 6 of 7

This action is led by the Ministry of Health, Ministry of Labour, and Council of Agricultural and Rural Development and is supported by 1 implementer

Geographic Coverage



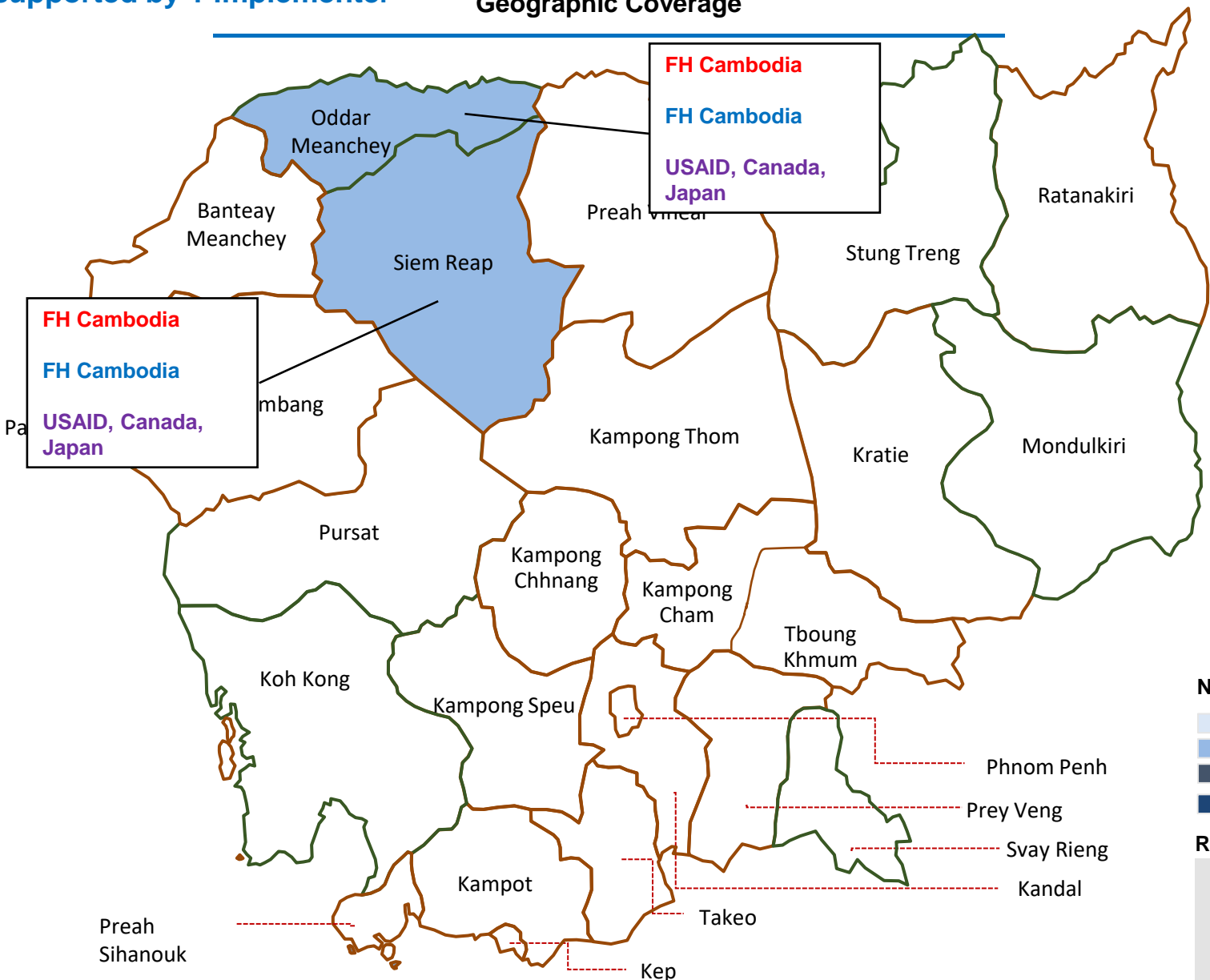
Population Coverage

District	Garment factories	Coverage
Banteay Meanchey		
Battambang		
Kampong Cham		
Kampong Chhnang		
Kampong Speu		
Kampong Thom		
Kampot		
Kandal	2	
Koh Kong		
Kratie		
Mondulkiri		
Phnom Penh	16	
Preah Vihear		
Prey Veng		
Pursat		
Ratanakiri		
Siem Reap		
Preah Sihanouk		
Stung Treng		
Svay Rieng		
Takeo		
Oddar Meanchey		
Kep		
Pailin		
Tboung Khmum		

Who supports the community mobilization and SBCC campaigns to support optimal behaviours and practices? (Women of reproductive age) 7 of 7

This action is led by the Ministry of Health, Ministry of Labour, and Council of Agricultural and Rural Development and is supported by 1 implementer

Geographic Coverage



Population Coverage

District	Women of Reproductive Age	Coverage
Banteay Meanchey		
Battambang		
Kampong Cham		
Kampong Chhnang		
Kampong Speu		
Kampong Thom		
Kampot		
Kandal		
Koh Kong		
Kratie		
Mondulkiri		
Phnom Penh		
Preah Vihear		
Prey Veng		
Pursat		
Ratanakiri		
Siem Reap	5,442	2.0%
Preah Sihanouk		
Stung Treng		
Svay Rieng		
Takeo		
Oddar Meanchey	16,615	23.2%
Kep		
Pailin		
Tboung Khmum		

Number of Partners

- 0-3
- 4-6
- 7-9
- ≥ 10

Role of Stakeholder

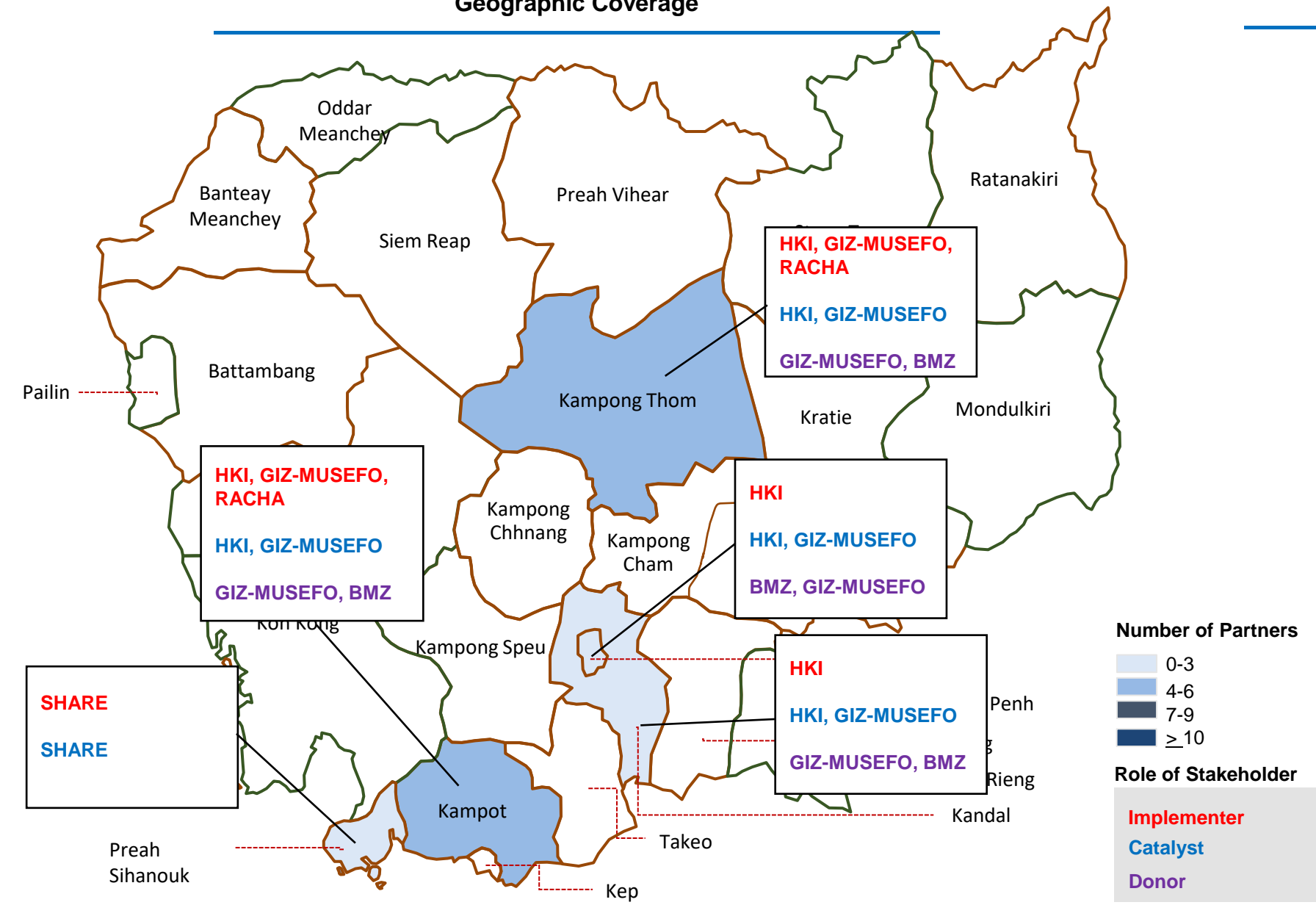
- Implementer
- Catalyst
- Donor

Promotion/provision of ante- and post-natal checkups

Who supports the promotion/provision of ante- and post-natal checkups? (Pregnant women 15-49 years) 1 of 4

This action is led by the Ministry of Health, Ministry of Labour, and is supported by 4 implementers

Geographic Coverage



Population Coverage

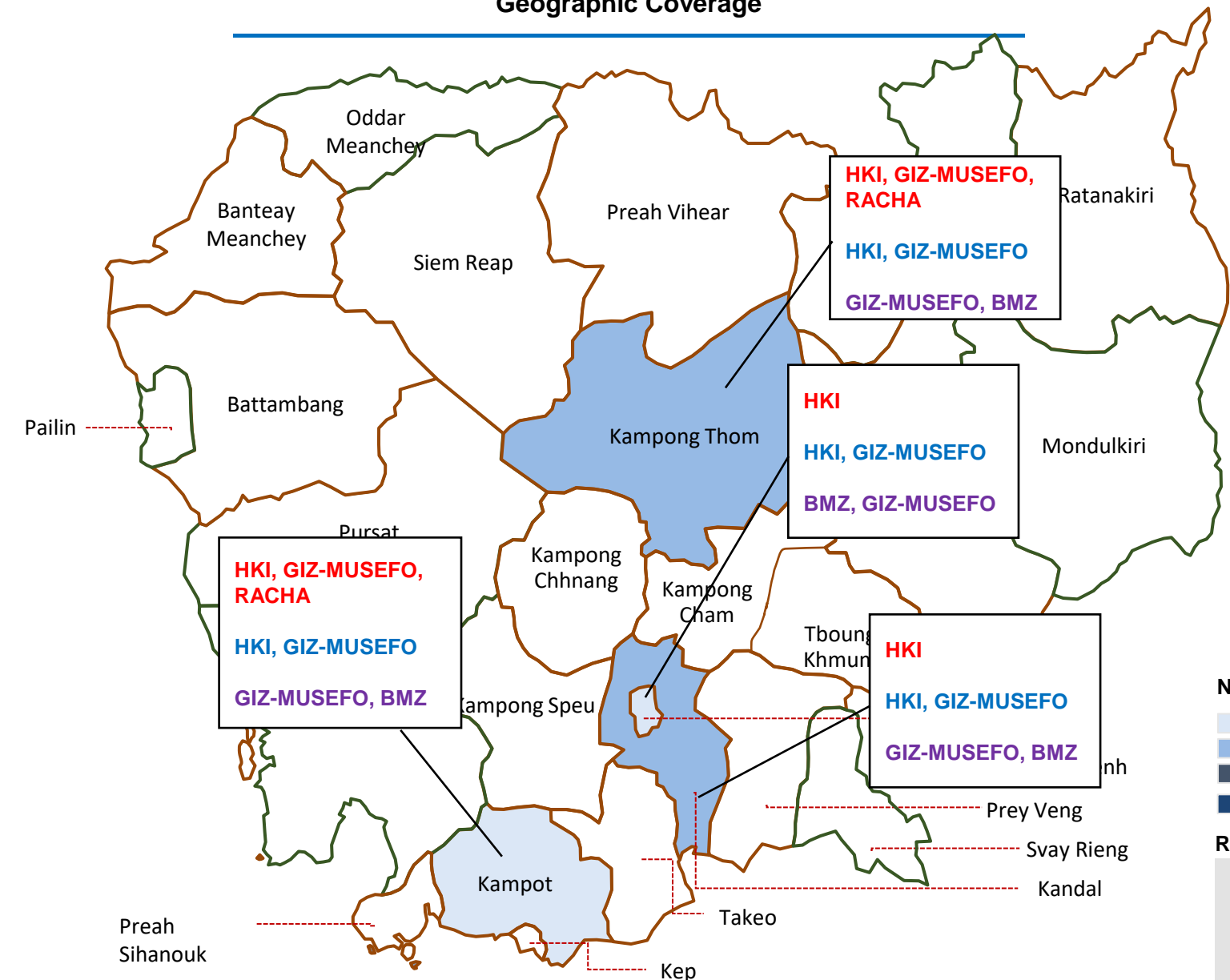
District	Pregnant women 15-49 years	Coverage
Banteay Meanchey		
Battambang		
Kampong Cham		
Kampong Chhnang		
Kampong Speu		
Kampong Thom	668	2.1%
Kampot	235	0.8%
Kandal	444	0.8%
Koh Kong		
Kratie		
Mondulkiri		
Phnom Penh	1,987	1.9%
Preah Vihear	66	0.6%
Prey Veng		
Pursat		
Ratanakiri		
Siem Reap		
Preah Sihanouk		
Stung Treng		
Svay Rieng		
Takeo		
Oddar Meanchey		
Kep		
Pailin		
Tboung Khmum		

Who supports the promotion/provision of ante- and post-natal checkups?

(Post-partum women 15-49 years) 2 of 4

This action is led by the Ministry of Health, Ministry of Labour, and is supported by 3 implementers

Geographic Coverage



Population Coverage

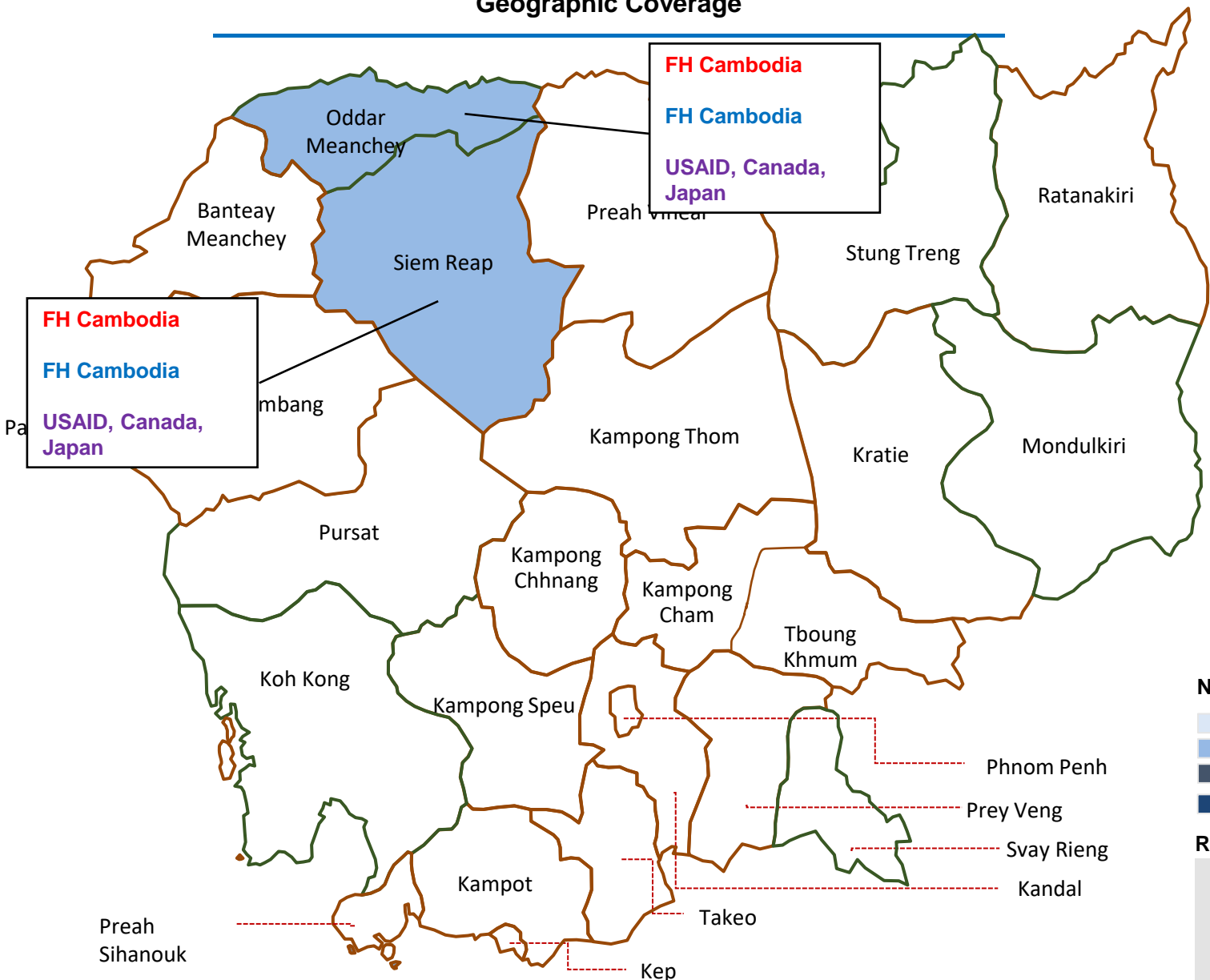
District	Post-partum women 15-49 years	Coverage
Banteay Meanchey		
Battambang		
Kampong Cham		
Kampong Chhnang		
Kampong Speu		
Kampong Thom	1,303	4.1%
Kampot	853	3.1%
Kandal	423	0.7%
Koh Kong		
Kratie		
Mondulkiri		
Phnom Penh	1,634	1.5%
Preah Vihear		
Prey Veng		
Pursat		
Ratanakiri		
Siem Reap		
Preah Sihanouk		
Stung Treng		
Svay Rieng		
Takeo		
Oddar Meanchey		
Kep		
Pailin		
Tboung Khmum		

Who supports the promotion/provision of ante- and post-natal checkups?

(Women of reproductive age) 3 of 4

This action is led by the Ministry of Health, Ministry of Labour, and is supported by 1 implementer

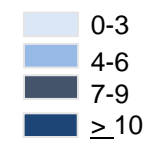
Geographic Coverage



Population Coverage

District	Women of Reproductive Age	Coverage
Banteay Meanchey		
Battambang		
Kampong Cham		
Kampong Chhnang		
Kampong Speu		
Kampong Thom		
Kampot		
Kandal		
Koh Kong		
Kratie		
Mondulkiri		
Phnom Penh		
Preah Vihear		
Prey Veng		
Pursat		
Ratanakiri		
Siem Reap	5442	2.0%
Preah Sihanouk		
Stung Treng		
Svay Rieng		
Takeo		
Oddar Meanchey	16615	23.2%
Kep		
Pailin		
Tboung Khmum		

Number of Partners



Role of Stakeholder

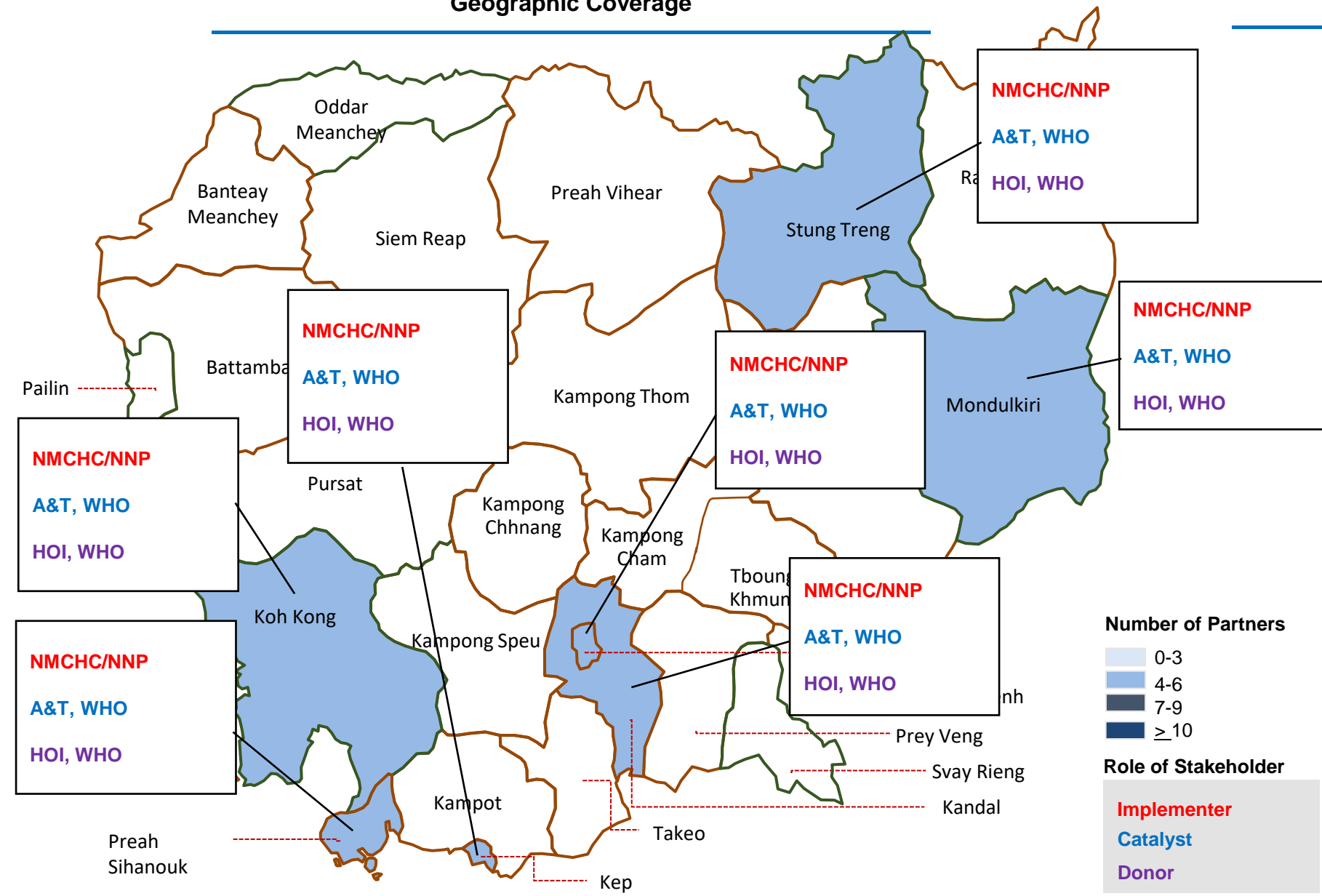


Who supports the promotion/provision of ante- and post-natal checkups? (Provincial hospitals) 4 of 4

This action is led by the Ministry of Health, Ministry of Labour, and is supported by 1 implementer

Geographic Coverage

Population Coverage



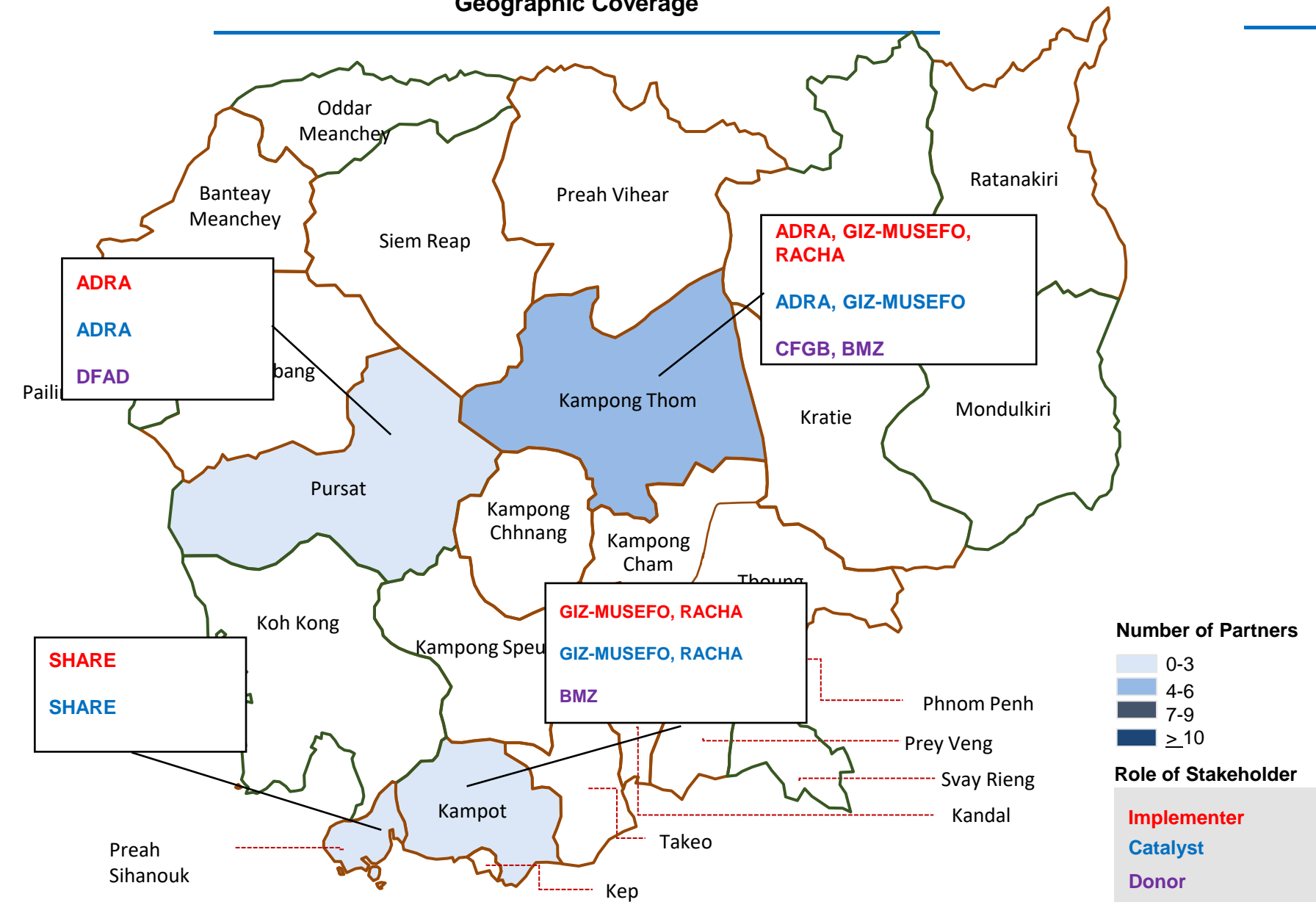
District	Provincial Hospitals	Coverage
Banteay Meanchey		
Battambang		
Kampong Cham		
Kampong Chhnang		
Kampong Speu		
Kampong Thom		
Kampot		
Kandal	1	100%
Koh Kong	1	100%
Kratie		
Mondulakiri	1	100%
Phnom Penh	1	100%
Preah Vihear		
Prey Veng		
Pursat		
Ratanakiri		
Siem Reap		
Preah Sihanouk	1	100%
Stung Treng	1	100%
Svay Rieng		
Takeo		
Oddar Meanchey		
Kep	1	100%
Pailin		
Tboung Khmum		

Growth monitoring promotion for children under 5

Who supports the growth monitoring promotion for children under 5? (Children 0-59 months) 1 of 1

This action is led by the Ministry of Health, and is supported by 4 implementers

Geographic Coverage



Population Coverage

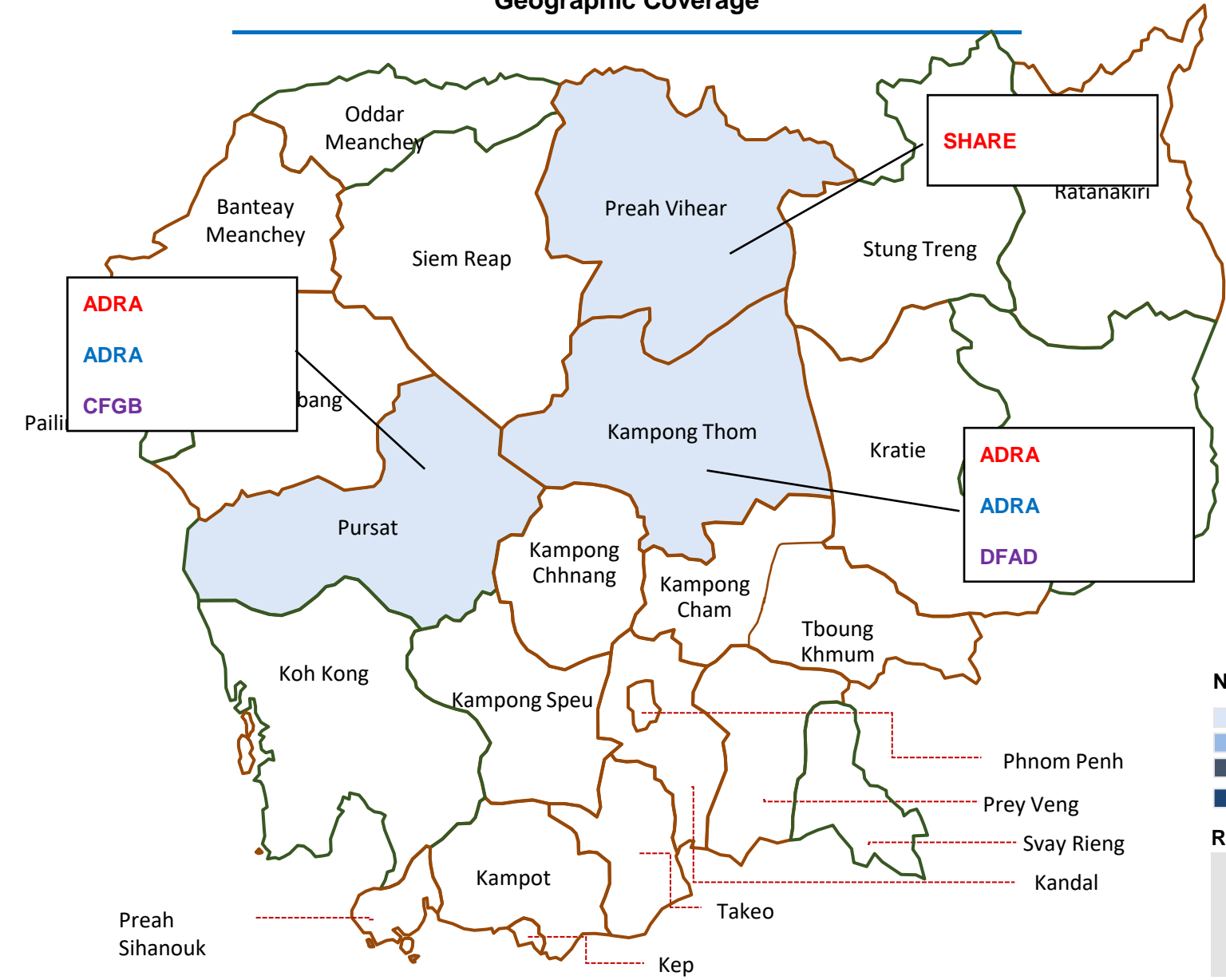
District	Children 0-59 months	Coverage
Banteay Meanchey		
Battambang		
Kampong Cham		
Kampong Chhnang		
Kampong Speu		
Kampong Thom	11,905	18.8%
Kampot	10,176	18.4%
Kandal		
Koh Kong		
Kratie		
Mondulkiri		
Phnom Penh		
Preah Vihear	3,321	14.0%
Prey Veng		
Pursat	700	1.8%
Ratanakiri		
Siem Reap		
Preah Sihanouk		
Stung Treng		
Svay Rieng		
Takeo		
Oddar Meanchey		
Kep		
Pailin		
Tboung Khmum		

Micronutrient supplementation for children

Who supports micronutrient supplementation for infants and children? (Children 0-59 months) 1 of 1

This action is led by the Ministry of Health, and is supported by 2 implementers

Geographic Coverage



Population Coverage

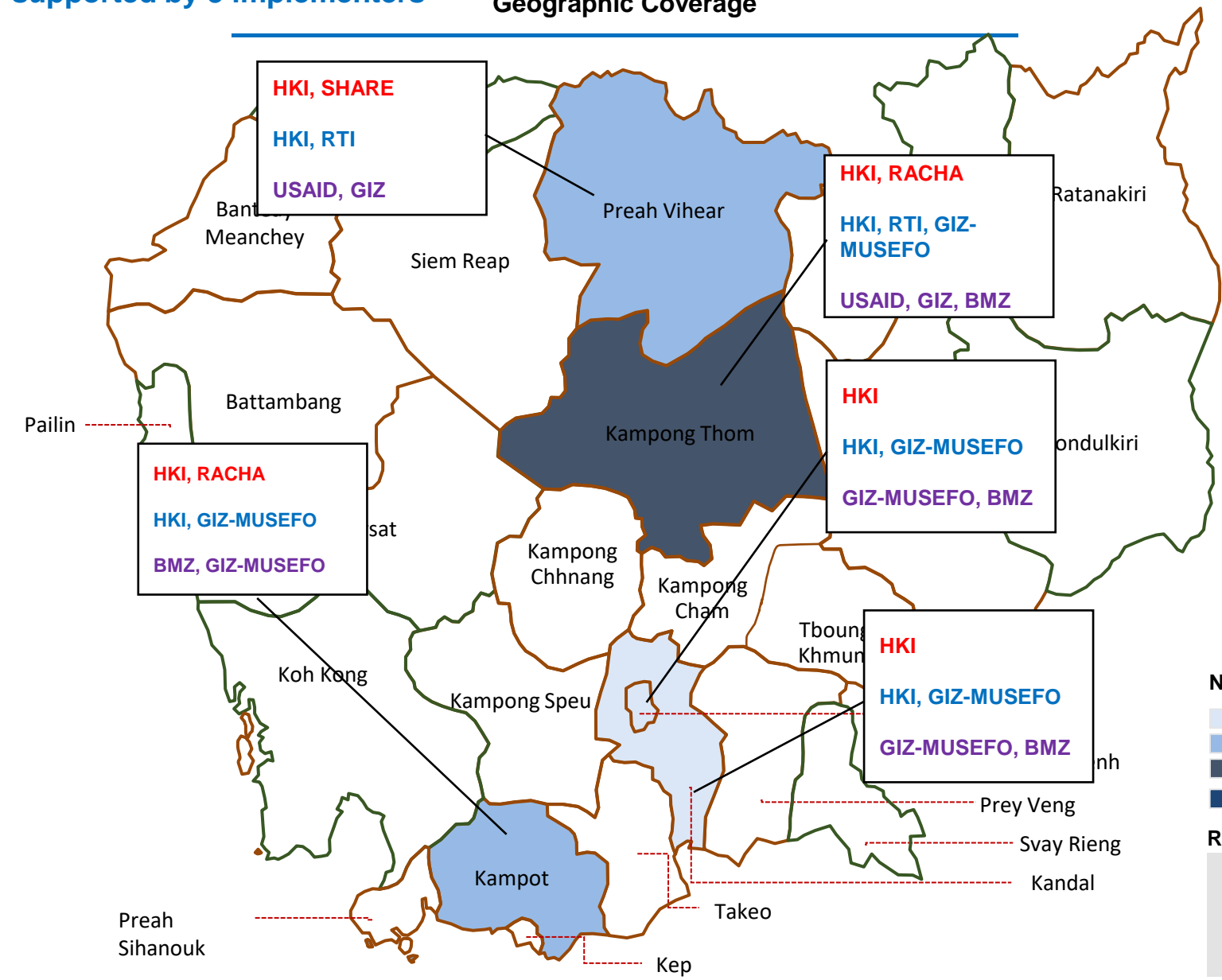
District	Children 0-59 months	Coverage
Banteay Meanchey		
Battambang		
Kampong Cham		
Kampong Chhnang		
Kampong Speu		
Kampong Thom	450	0.7%
Kampot		
Kandal		
Koh Kong		
Kratie		
Mondulkiri		
Phnom Penh		
Preah Vihear		
Prey Veng		
Pursat	700	1.8%
Ratanakiri		
Siem Reap		
Preah Sihanouk		
Stung Treng		
Svay Rieng		
Takeo		
Oddar Meanchey		
Kep		
Pailin		
Tboung Khmum		

Breastfeeding education and counselling on optimal breastfeeding practices

Who supports breastfeeding education and counselling on optimal breastfeeding practices? (Pregnant women 15-49 years) 1 of 5

This action is led by the Ministry of Health, Ministry of Labour, and Council of Agricultural and Rural Development, and is supported by 3 implementers

Geographic Coverage



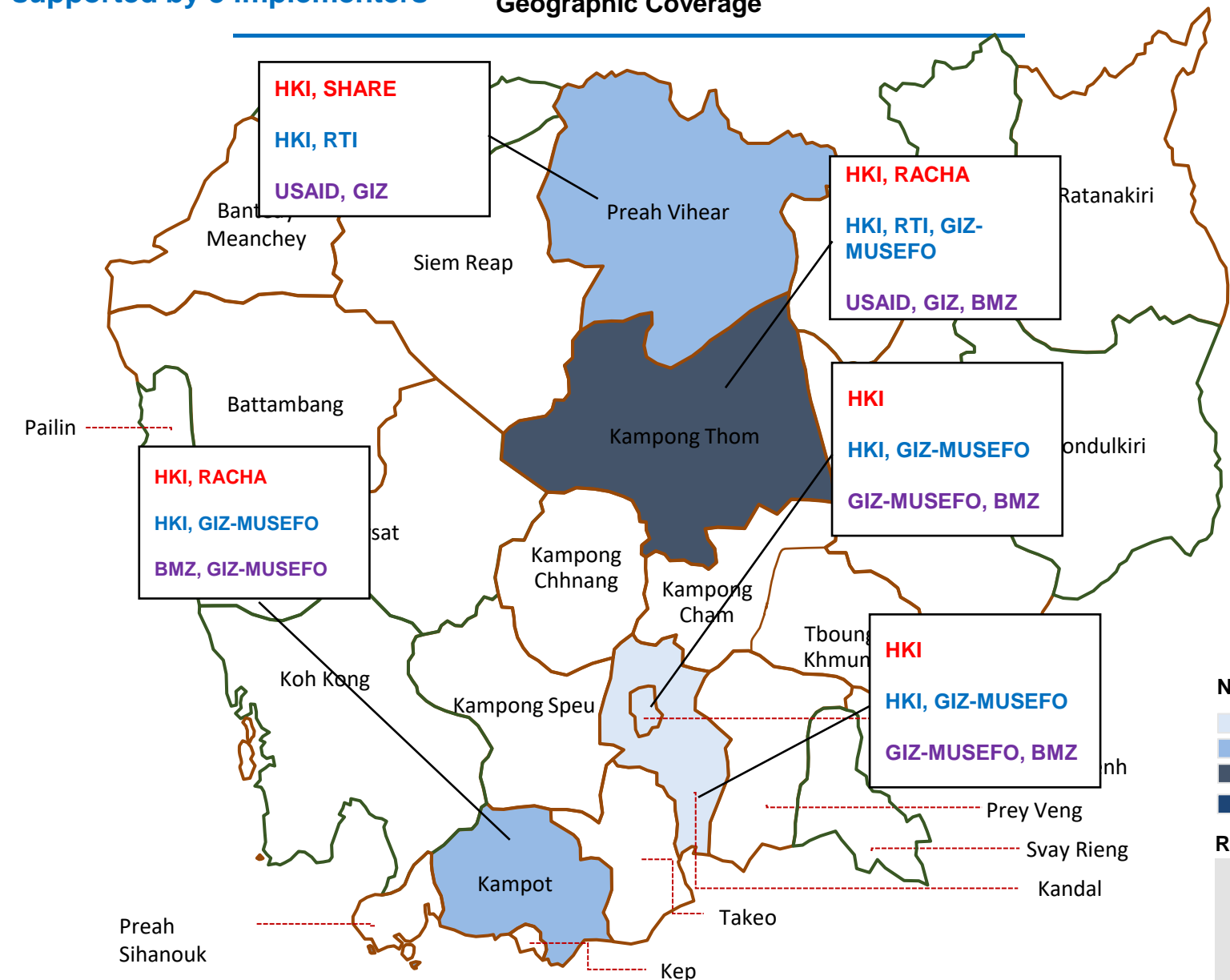
Population Coverage

District	Pregnant women 15-49 years	Coverage
Banteay Meanchey		
Battambang		
Kampong Cham		
Kampong Chhnang		
Kampong Speu		
Kampong Thom	129	0.4%
Kampot	183	0.7%
Kandal	444	0.8%
Koh Kong		
Kratie		
Mondulkiri		
Phnom Penh	1,987	1.9%
Preah Vihear	66	0.6%
Prey Veng		
Pursat		
Ratanakiri		
Siem Reap		
Preah Sihanouk		
Stung Treng		
Svay Rieng		
Takeo		
Oddar Meanchey		
Kep		
Pailin		
Tboung Khmum		

Who supports breastfeeding education and counselling on optimal breastfeeding practices? (Post-partum women 15-49 years old) 2 of 5

This action is led by the Ministry of Health, Ministry of Labour, and Council of Agricultural and Rural Development, and is supported by 3 implementers

Geographic Coverage



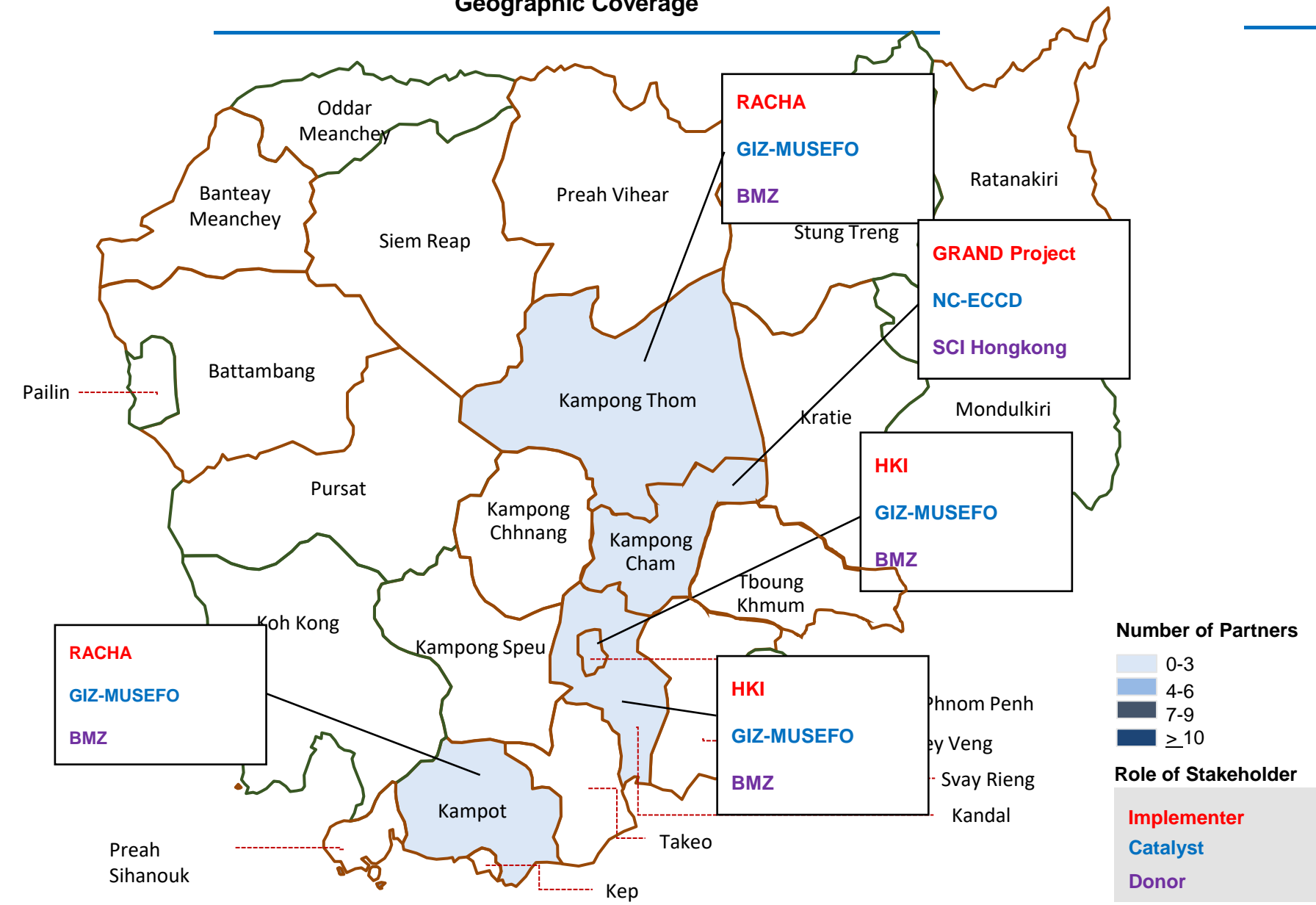
Population Coverage

District	Post-partum women 15-49 years	Coverage
Banteay Meanchey		
Battambang		
Kampong Cham		
Kampong Chhnang		
Kampong Speu		
Kampong Thom	1,671	5.2%
Kampot	1,154	4.1%
Kandal	423	0.7%
Koh Kong		
Kratie		
Mondulkiri		
Phnom Penh	1,643	1.5%
Preah Vihear		
Prey Veng		
Pursat		
Ratanakiri		
Siem Reap		
Preah Sihanouk		
Stung Treng		
Svay Rieng		
Takeo		
Oddar Meanchey		
Kep		
Pailin		
Tboung Khmum		

Who supports breastfeeding education and counselling on optimal breastfeeding practices? (Households) 3 of 5

This action is led by the Ministry of Health, Ministry of Labour, and is supported by 3 implementers

Geographic Coverage



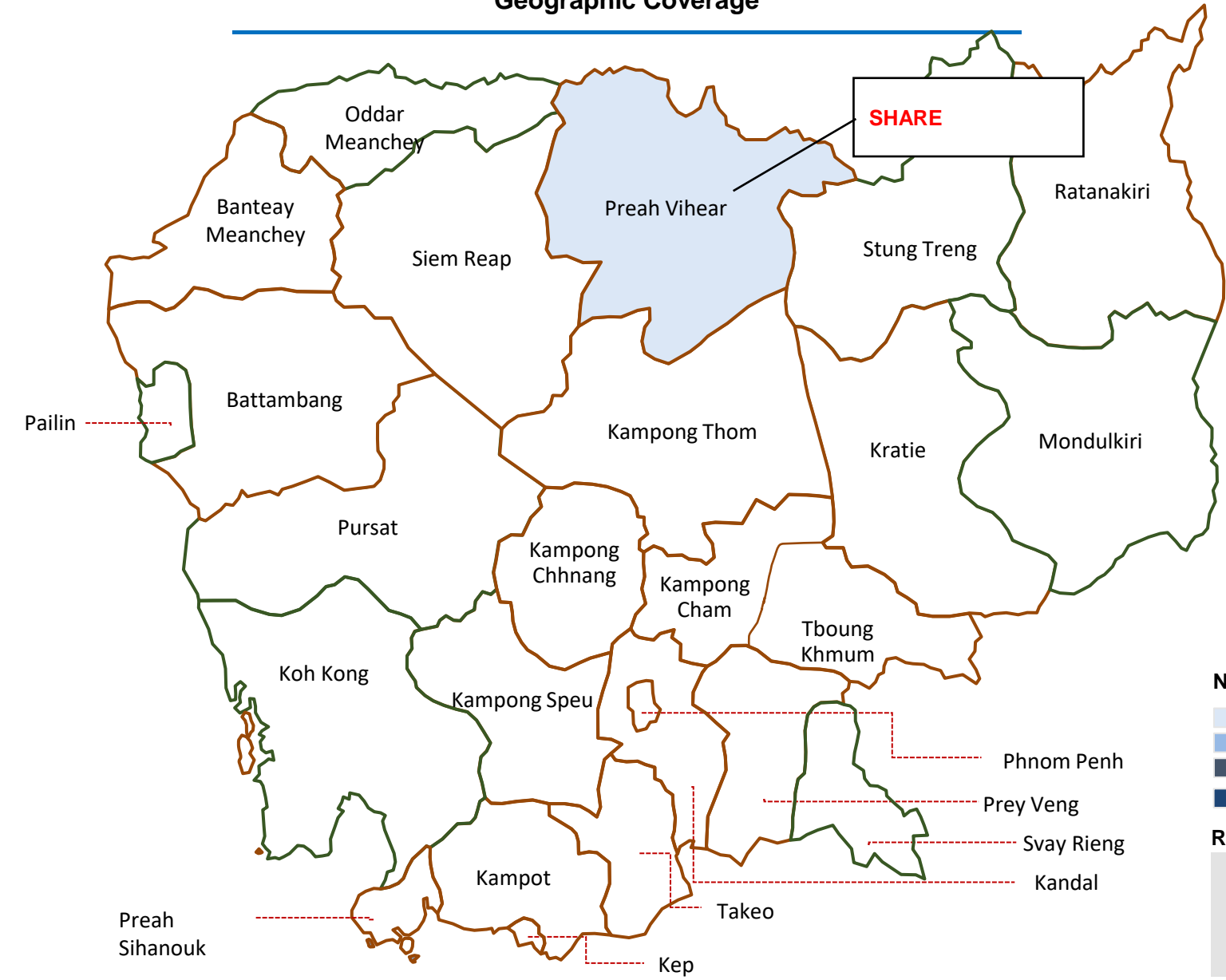
Population Coverage

District	Households	Coverage
Banteay Meanchey		
Battambang		
Kampong Cham	150	0.1%
Kampong Chhnang		
Kampong Speu		
Kampong Thom	1,690	1.1%
Kampot	1,220	0.9%
Kandal	2,932	1.1%
Koh Kong		
Kratie		
Mondulkiri		
Phnom Penh	11,397	2.3%
Preah Vihear		
Prey Veng		
Pursat		
Ratanakiri		
Siem Reap		
Preah Sihanouk		
Stung Treng		
Svay Rieng		
Takeo		
Oddar Meanchey		
Kep		
Pailin		
Tboung Khmum		

Who supports breastfeeding education and counselling on optimal breastfeeding practices? (Caregivers) 4 of 5

This action is led by the Ministry of Health, and is supported by 1 implementer

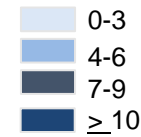
Geographic Coverage




Population Coverage

District	Caregivers	Coverage
Banteay Meanchey		
Battambang		
Kampong Cham		
Kampong Chhnang		
Kampong Speu		
Kampong Thom		
Kampot		
Kandal		
Koh Kong		
Kratie		
Mondulkiri		
Phnom Penh		
Preah Vihear	3,194	
Prey Veng		
Pursat		
Ratanakiri		
Siem Reap		
Preah Sihanouk		
Stung Treng		
Svay Rieng		
Takeo		
Oddar Meanchey		
Kep		
Pailin		
Tboung Khmum		

Number of Partners



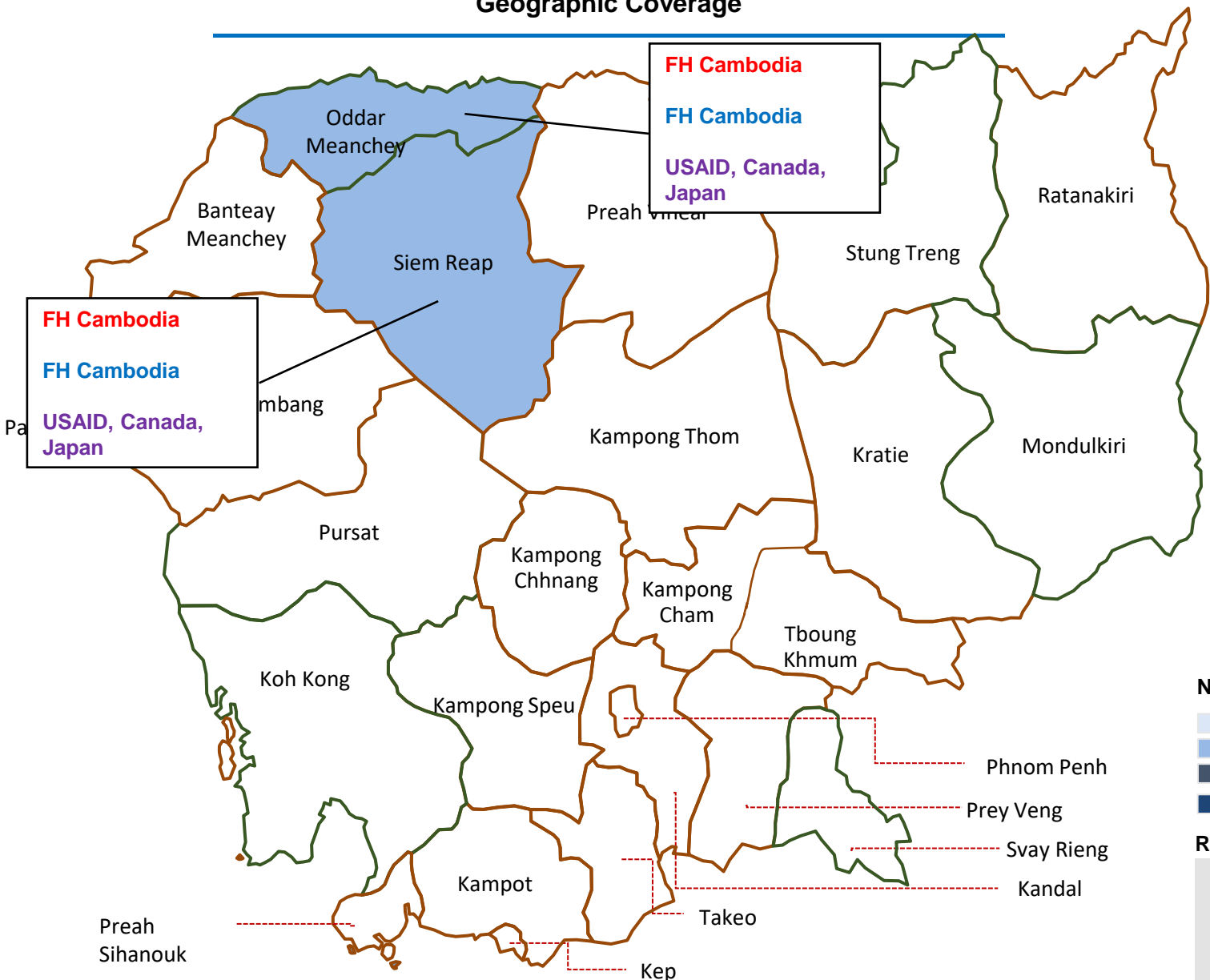
Role of Stakeholder



Who supports breastfeeding education and counselling on optimal breastfeeding practices? (Women of reproductive age) 5 of 5

This action is led by the Ministry of Health, and is supported by 1 implementer

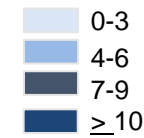
Geographic Coverage




Population Coverage

District	Women of Reproductive Age	Coverage
Banteay Meanchey		
Battambang		
Kampong Cham		
Kampong Chhnang		
Kampong Speu		
Kampong Thom		
Kampot		
Kandal		
Koh Kong		
Kratie		
Mondulkiri		
Phnom Penh		
Preah Vihear		
Prey Veng		
Pursat		
Ratanakiri		
Siem Reap	5,442	2.0%
Preah Sihanouk		
Stung Treng		
Svay Rieng		
Takeo		
Oddar Meanchey	16,615	23.2%
Kep		
Pailin		
Tboung Khmum		

Number of Partners



Role of Stakeholder

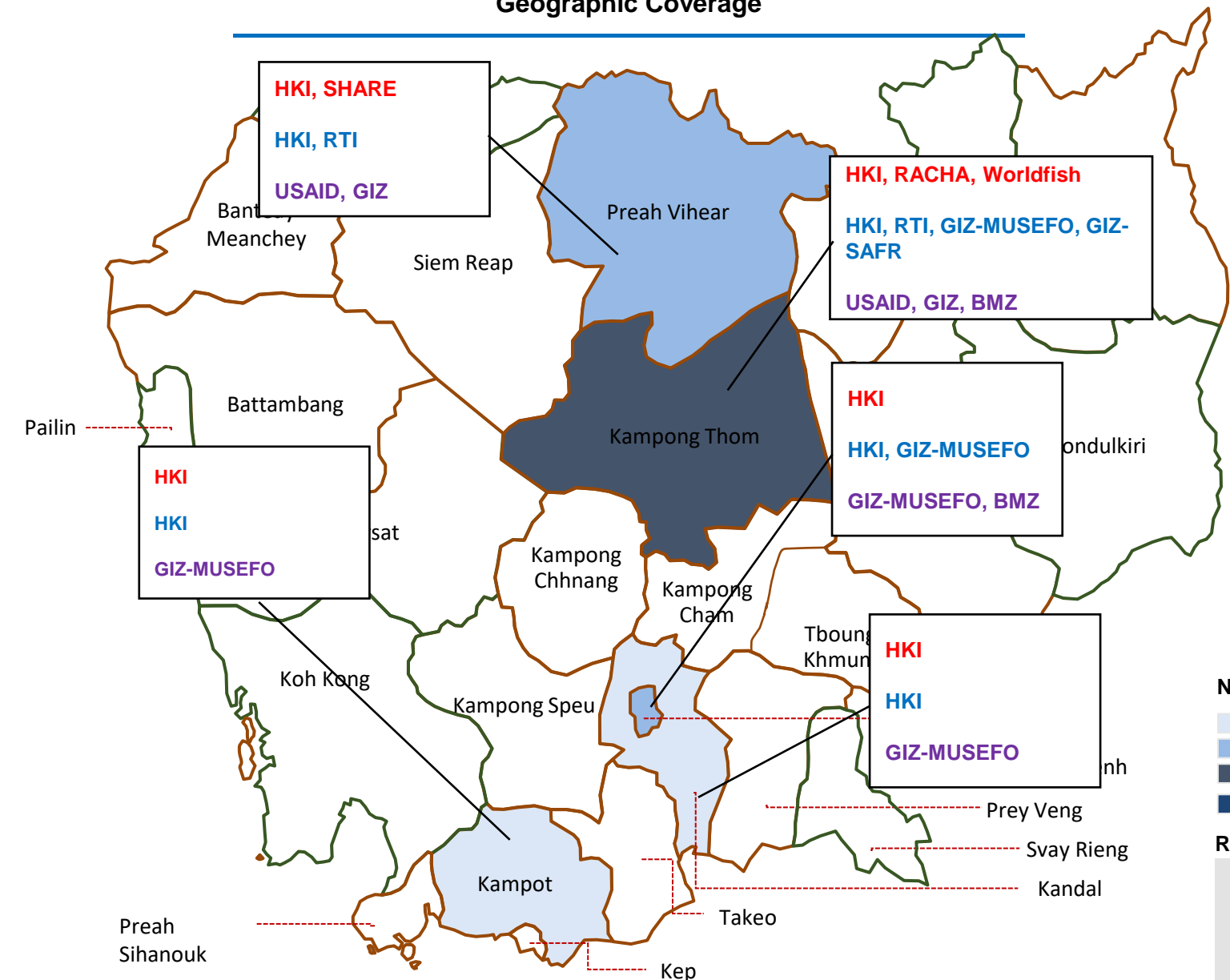


Community counselling on complementary feeding practices

Who supports community counselling on complementary feeding practices?

(Pregnant women 15-49 years) 1 of 5 This action is led by the Ministry of Health, Ministry of Labour, and Council of Agricultural and Rural Development, Ministry of Agriculture, Forestry, and Fisheries, and is supported by 4 implementers

Geographic Coverage



Population Coverage

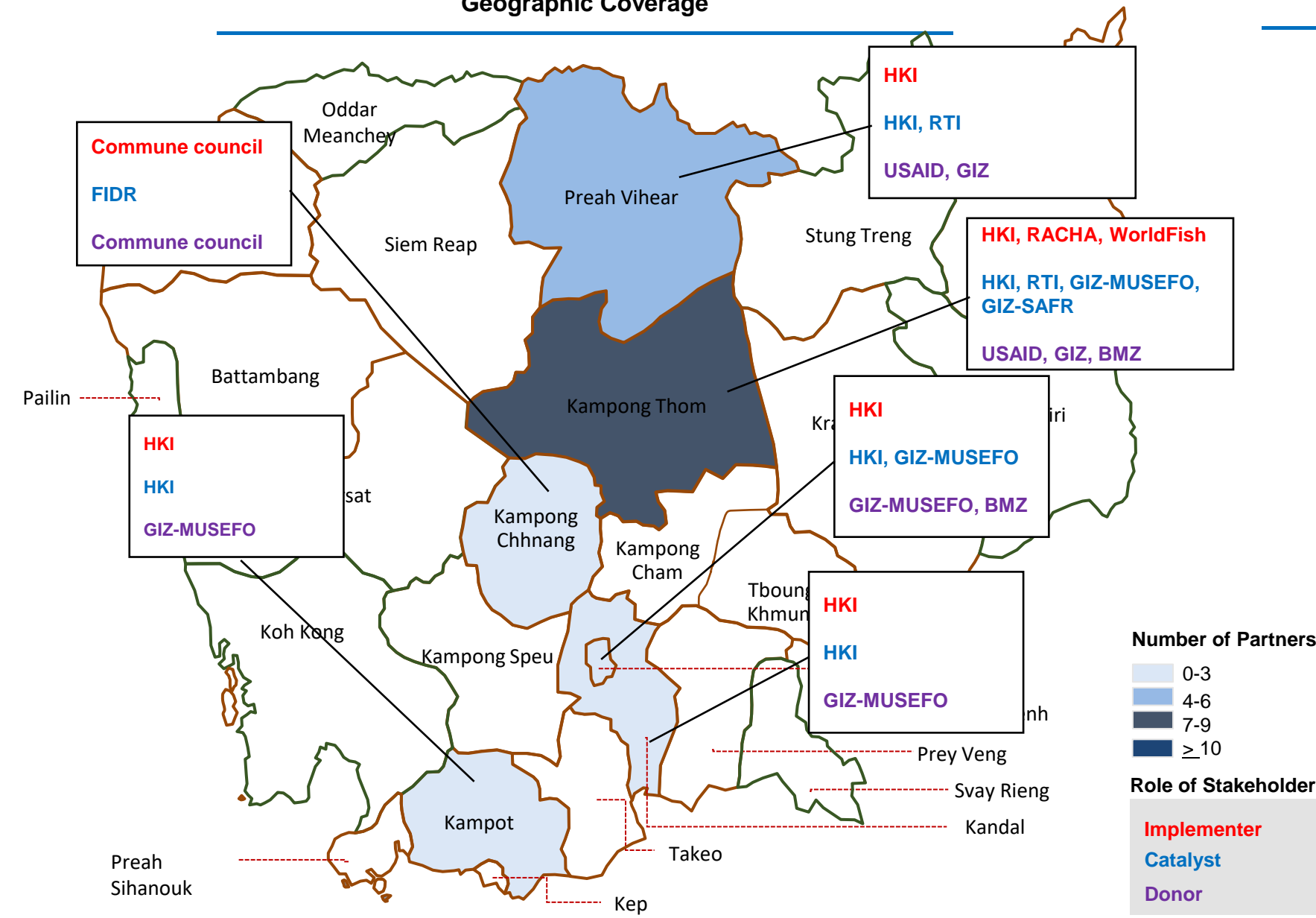
District	Pregnant women 15-49 years	Coverage
Banteay Meanchey		
Battambang		
Kampong Cham		
Kampong Chhnang		
Kampong Speu		
Kampong Thom	129	0.4%
Kampot	183	0.7%
Kandal	444	0.8%
Koh Kong		
Kratie		
Mondulkiri		
Phnom Penh	1,987	1.9%
Preah Vihear	66	0.6%
Prey Veng		
Pursat		
Ratanakiri		
Siem Reap		
Preah Sihanouk		
Stung Treng		
Svay Rieng		
Takeo		
Oddar Meanchey		
Kep		
Pailin		
Tboung Khmum		

Who supports community counselling on complementary feeding practices?

(Post-partum women 15-49 years old) 2 of 5 This action is led by the Ministry of Health, Ministry of Labour, and Council of Agricultural and Rural Development, Ministry of Agriculture, Forestry, and Fisheries, and is supported by 4 implementers

Geographic Coverage

Population Coverage



District	Post-partum women 15-49 years	Coverage
Banteay Meanchey		
Battambang		
Kampong Cham		
Kampong Chhnang	1,381	5.5%
Kampong Speu		
Kampong Thom	1,671	5.2%
Kampot	1,154	4.1%
Kandal	423	0.7%
Koh Kong		
Kratie		
Mondulkiri		
Phnom Penh	1,634	1.5%
Preah Vihear		
Prey Veng		
Pursat		
Ratanakiri		
Siem Reap		
Preah Sihanouk		
Stung Treng		
Svay Rieng		
Takeo		
Oddar Meanchey		
Kep		
Pailin		
Tboung Khmum		

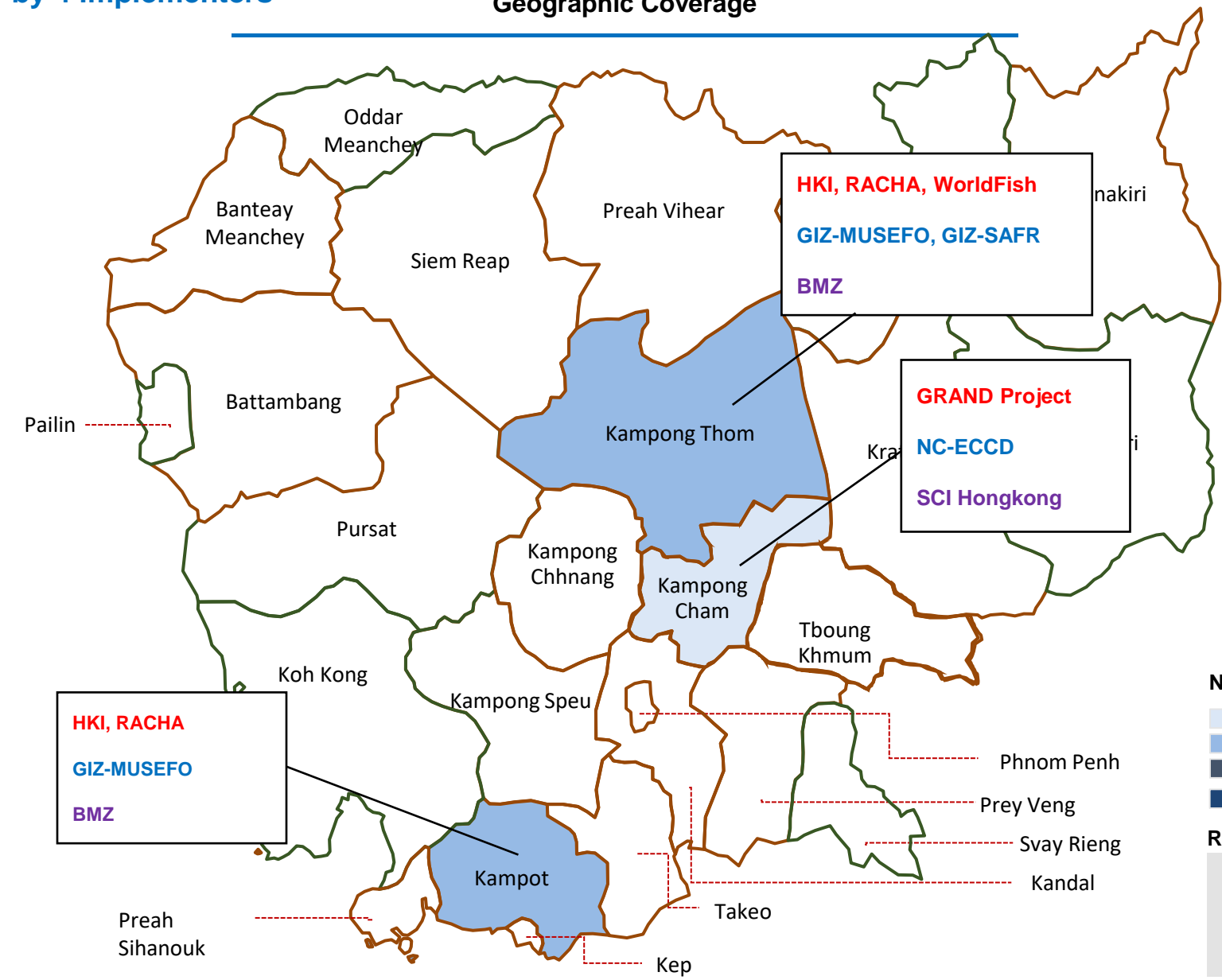
Who supports community counselling on complementary feeding practices?

(Households) 3 of 5

This action is led by the Ministry of Health, Ministry of Labour, Ministry of Agriculture, Forestry, and Fisheries, and is supported by 4 implementers

Geographic Coverage

Population Coverage

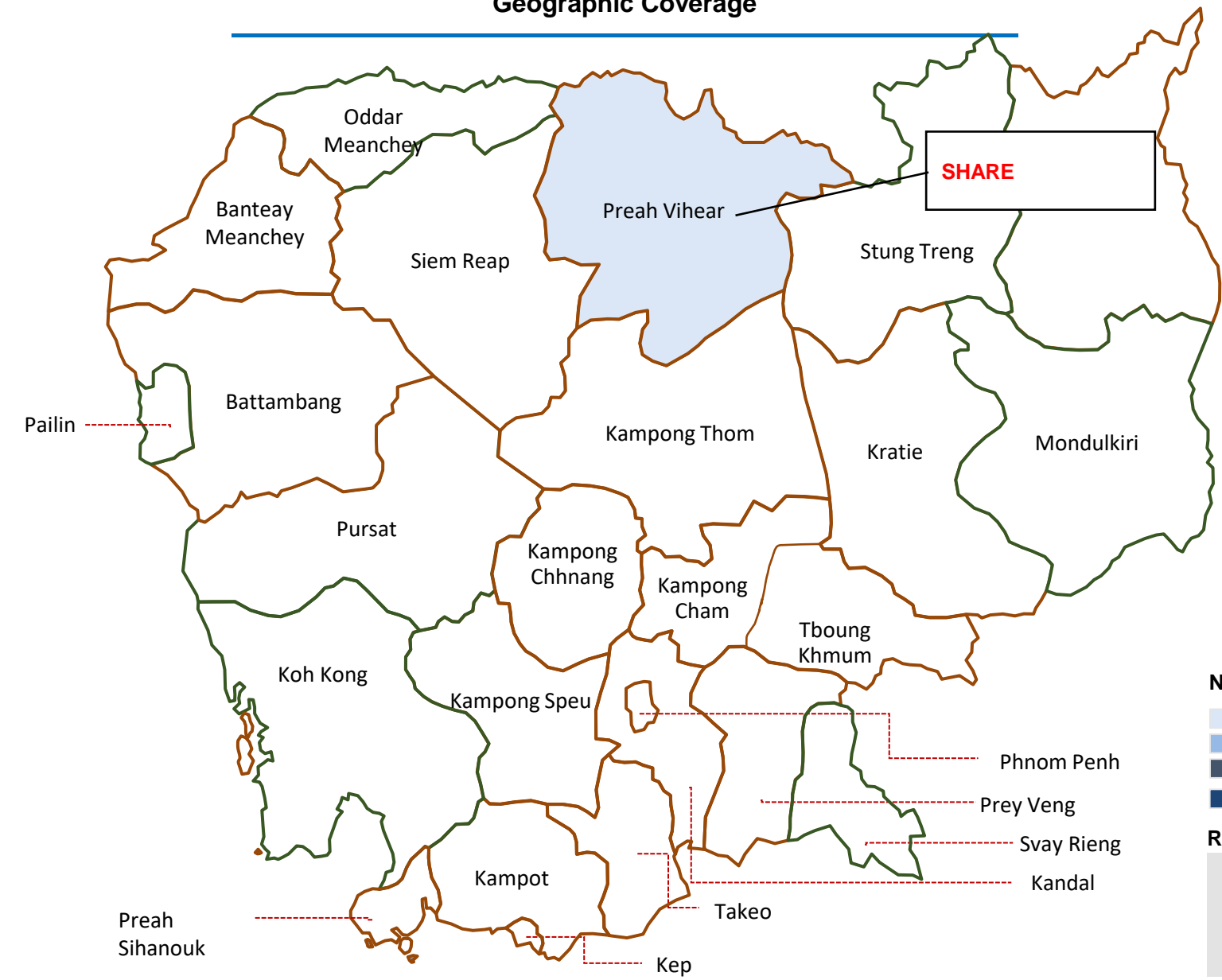


District	Households	Coverage
Banteay Meanchey		
Battambang		
Kampong Cham	1,645	0.8%
Kampong Chhnang		
Kampong Speu		
Kampong Thom	1,735	1.1%
Kampot	1,220	0.9%
Kandal		
Koh Kong		
Kratie		
Mondulkiri		
Phnom Penh		
Preah Vihear		
Prey Veng		
Pursat		
Ratanakiri		
Siem Reap		
Preah Sihanouk		
Stung Treng		
Svay Rieng		
Takeo		
Oddar Meanchey		
Kep		
Pailin		
Tboung Khmum		

Who supports the community counselling on complementary feeding practices? (Caregivers) 4 of 5

This action is led by the Ministry of Health, and is supported by 1 implementer

Geographic Coverage



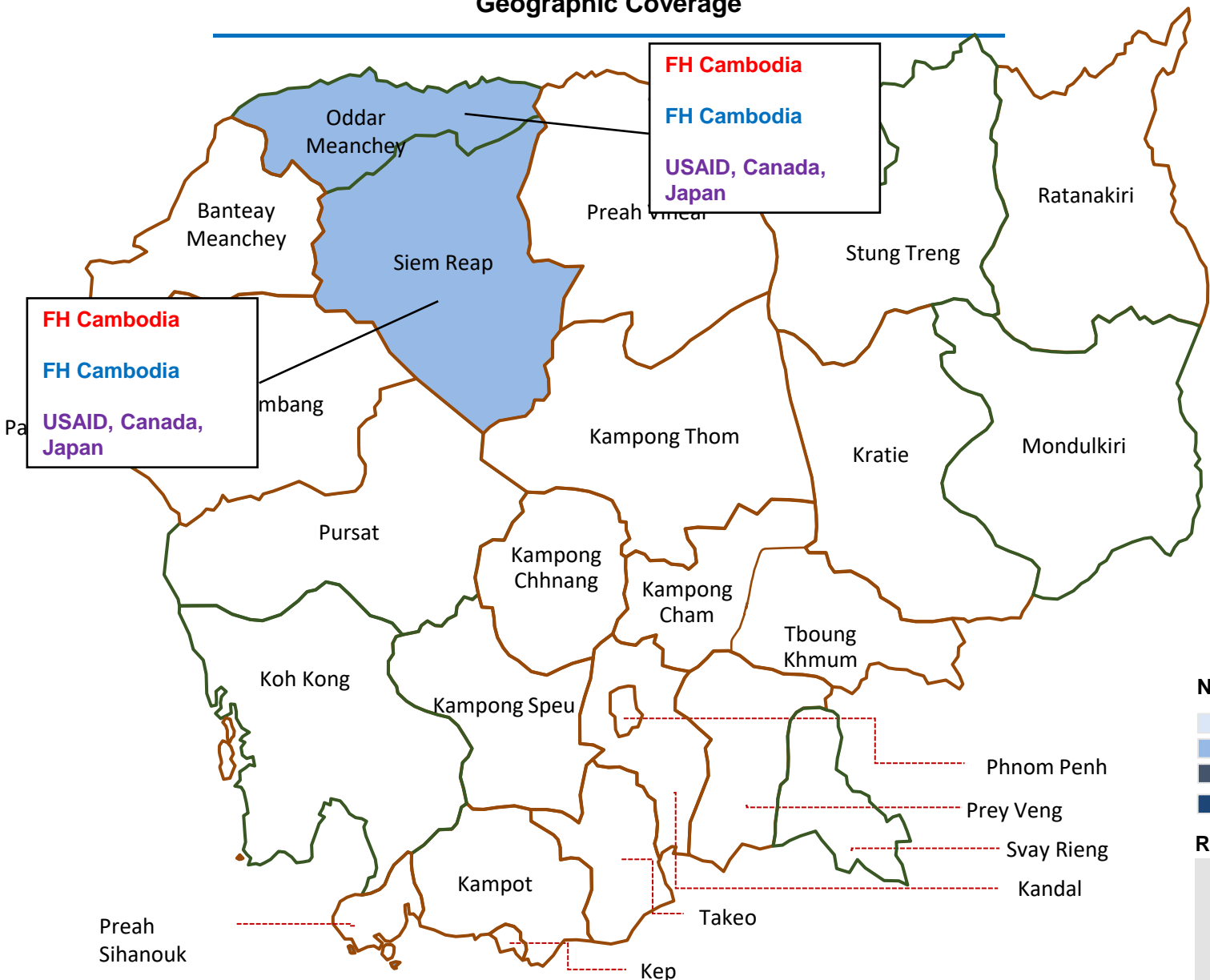
Population Coverage

District	Caregivers	Coverage
Banteay Meanchey		
Battambang		
Kampong Cham		
Kampong Chhnang		
Kampong Speu		
Kampong Thom		
Kampot		
Kandal		
Koh Kong		
Kratie		
Mondulkiri		
Phnom Penh		
Preah Vihear	3,194	
Prey Veng		
Pursat		
Ratanakiri		
Siem Reap		
Preah Sihanouk		
Stung Treng		
Svay Rieng		
Takeo		
Oddar Meanchey		
Kep		
Pailin		
Tboung Khmum		

Who supports the community counselling on complementary feeding practices? (Women of reproductive age) 5 of 5

This action is led by the Ministry of Health, and is supported by 1 implementer

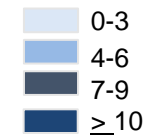
Geographic Coverage




Population Coverage

District	Women of Reproductive Age	Coverage
Banteay Meanchey		
Battambang		
Kampong Cham		
Kampong Chhnang		
Kampong Speu		
Kampong Thom		
Kampot		
Kandal		
Koh Kong		
Kratie		
Mondulkiri		
Phnom Penh		
Preah Vihear		
Prey Veng		
Pursat		
Ratanakiri		
Siem Reap	5,442	2.0%
Preah Sihanouk		
Stung Treng		
Svay Rieng		
Takeo		
Oddar Meanchey	16,615	23.2%
Kep		
Pailin		
Tboung Khmum		

Number of Partners



Role of Stakeholder

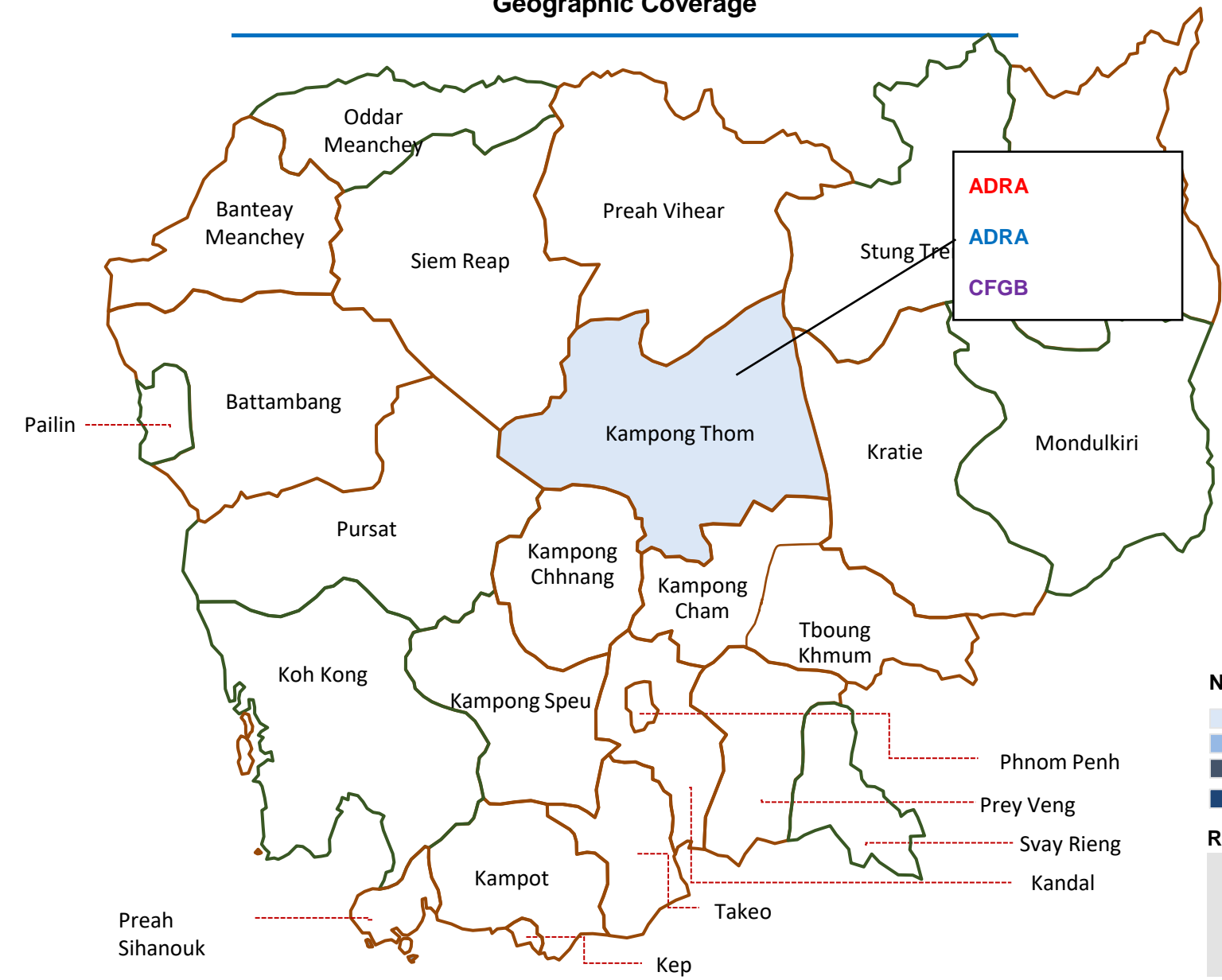


Management of Moderate Acute Malnutrition (MAM)

Who supports the Management of Moderate Acute Malnutrition (MAM)? (Children 0-59 months with MAM) 1 of 1

This action is led by the Ministry of Health, and is supported by 1 implementer

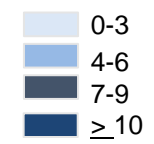
Geographic Coverage



Population Coverage

District	Children 0-59 months with MAM	Coverage
Banteay Meanchey		
Battambang		
Kampong Cham		
Kampong Chhnang		
Kampong Speu		
Kampong Thom	450	
Kampot		
Kandal		
Koh Kong		
Kratie		
Mondulkiri		
Phnom Penh		
Preah Vihear		
Prey Veng		
Pursat		
Ratanakiri		
Siem Reap		
Preah Sihanouk		
Stung Treng		
Svay Rieng		
Takeo		
Oddar Meanchey		
Kep		
Pailin		
Tboung Khmum		

Number of Partners



Role of Stakeholder



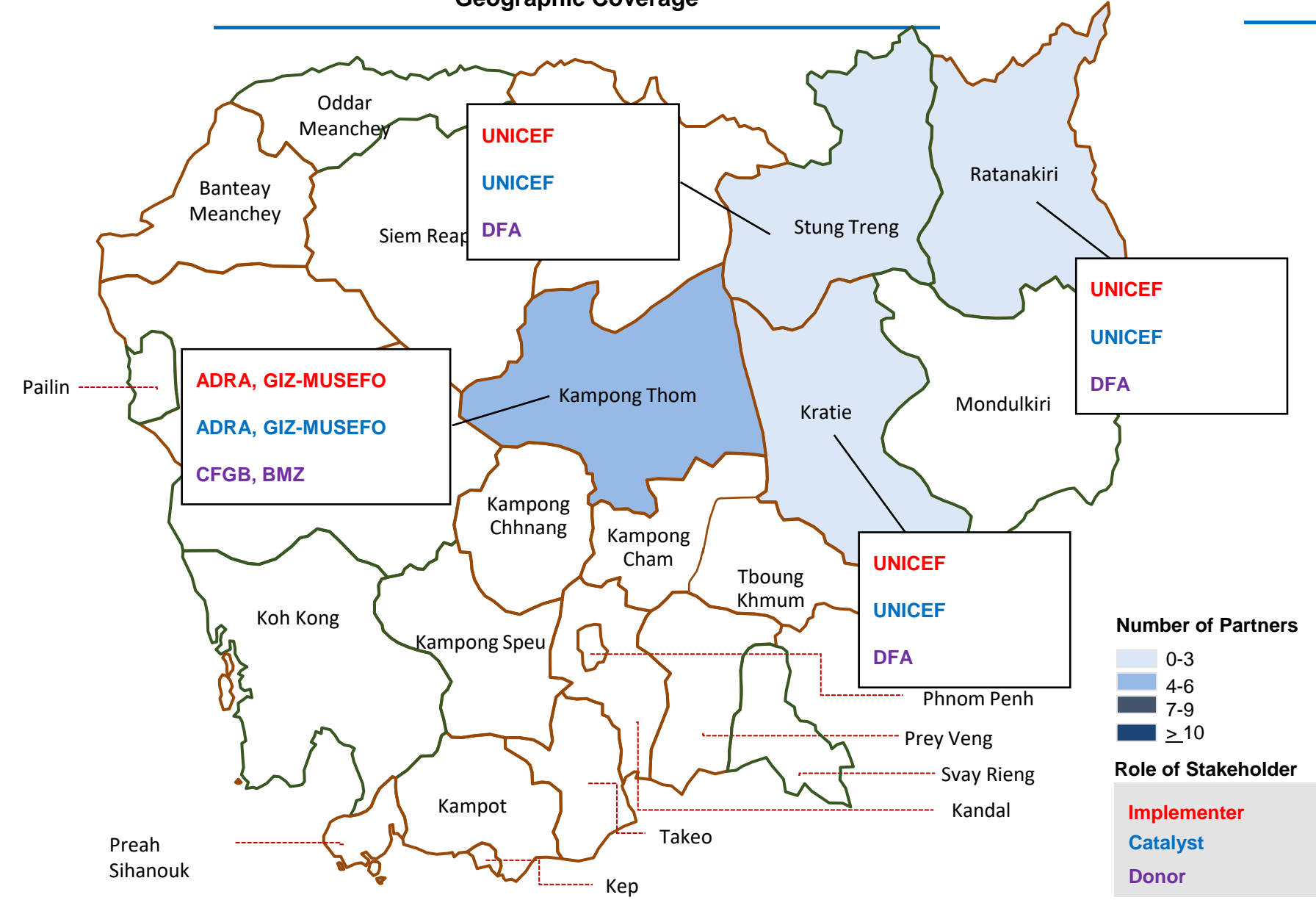
Management of Severe Acute Malnutrition (SAM)

Who supports the Management of Severe Acute Malnutrition (SAM)? (Children 0-59 months with SAM)



This action is led by the Ministry of Health, and is supported by 3 implementers

Geographic Coverage



Population Coverage

District	Children 0-59 months with SAM	Coverage
Banteay Meanchey		
Battambang		
Kampong Cham		
Kampong Chhnang		
Kampong Speu		
Kampong Thom	11,605	
Kampot		
Kandal		
Koh Kong		
Kratie	80	
Mondulkiri		
Phnom Penh		
Preah Vihear		
Prey Veng		
Pursat		
Ratanakiri	80	
Siem Reap		
Preah Sihanouk		
Stung Treng	90	
Svay Rieng		
Takeo		
Oddar Meanchey		
Kep		
Pailin		
Tboung Khmum		

Management of Overweight/obesity

Who supports the management of overweight/obesity? (Pregnant women 15-49 years)

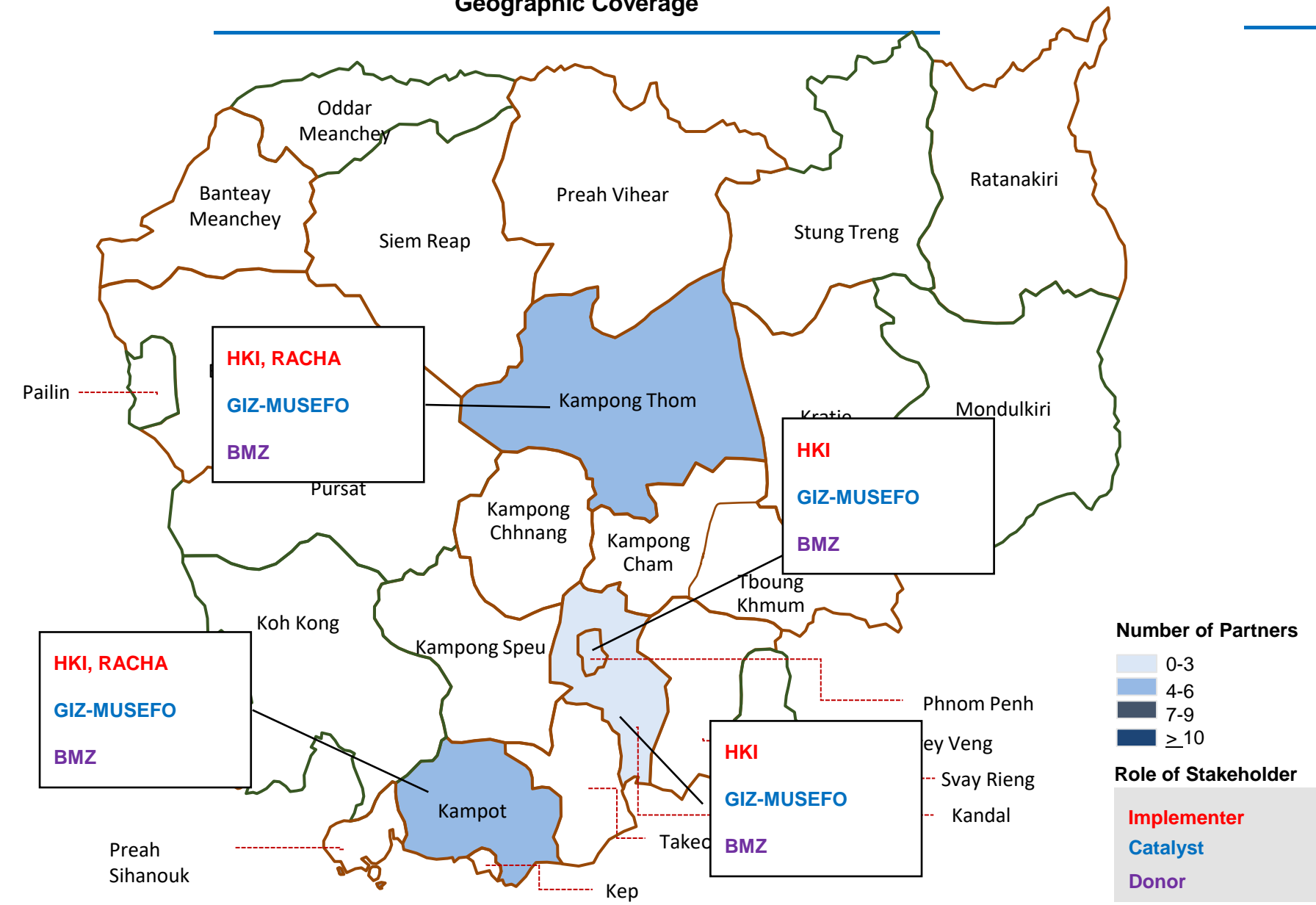


1 of 3

This action is led by the Ministry of Health and Ministry of Labour, and is supported by 2 implementers

Geographic Coverage

Population Coverage



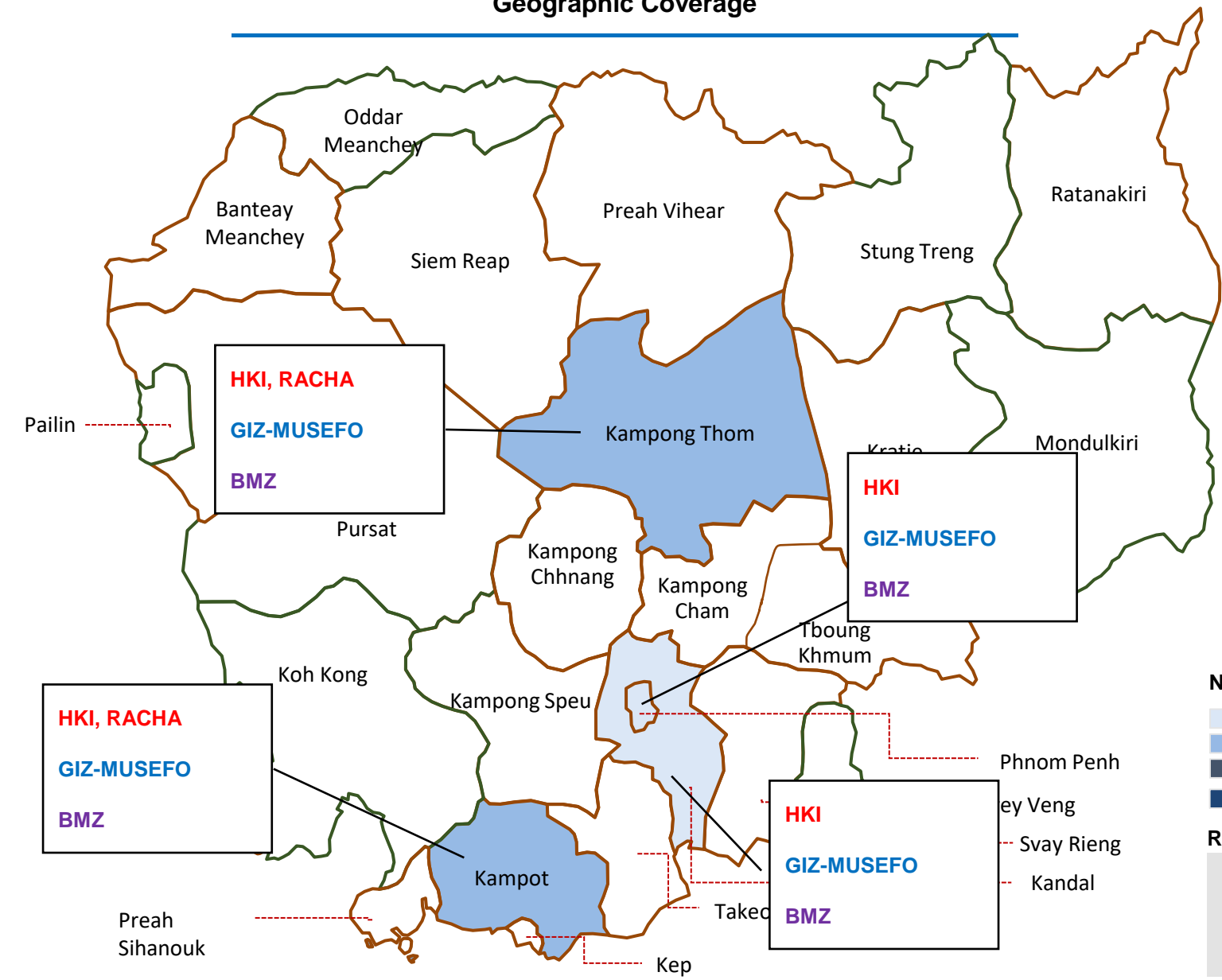
District	Pregnant women 15-49 years	Coverage
Banteay Meanchey		
Battambang		
Kampong Cham		
Kampong Chhnang		
Kampong Speu		
Kampong Thom	107	0.3%
Kampot	115	0.4%
Kandal	285	0.5%
Koh Kong		
Kratie		
Mondulkiri		
Phnom Penh	760	0.7%
Preah Vihear		
Prey Veng		
Pursat		
Ratanakiri		
Siem Reap		
Preah Sihanouk		
Stung Treng		
Svay Rieng		
Takeo		
Oddar Meanchey		
Kep		
Pailin		
Tboung Khmum		

Who supports the management of overweight/obesity? (Lactating women 15-49 years)

2 of 3

This action is led by the Ministry of Health and Ministry of Labour, and is supported by 2 implementers

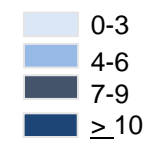
Geographic Coverage



Population Coverage

District	Lactating women 15-49 years	Coverage
Banteay Meanchey		
Battambang		
Kampong Cham		
Kampong Chhnang		
Kampong Speu		
Kampong Thom	1,583	5.0%
Kampot	1,105	4.0%
Kandal	208	0.4%
Koh Kong		
Kratie		
Monduliri		
Phnom Penh	705	0.7%
Preah Vihear		
Prey Veng		
Pursat		
Ratanakiri		
Siem Reap		
Preah Sihanouk		
Stung Treng		
Svay Rieng		
Takeo		
Oddar Meanchey		
Kep		
Pailin		
Tboung Khmum		

Number of Partners



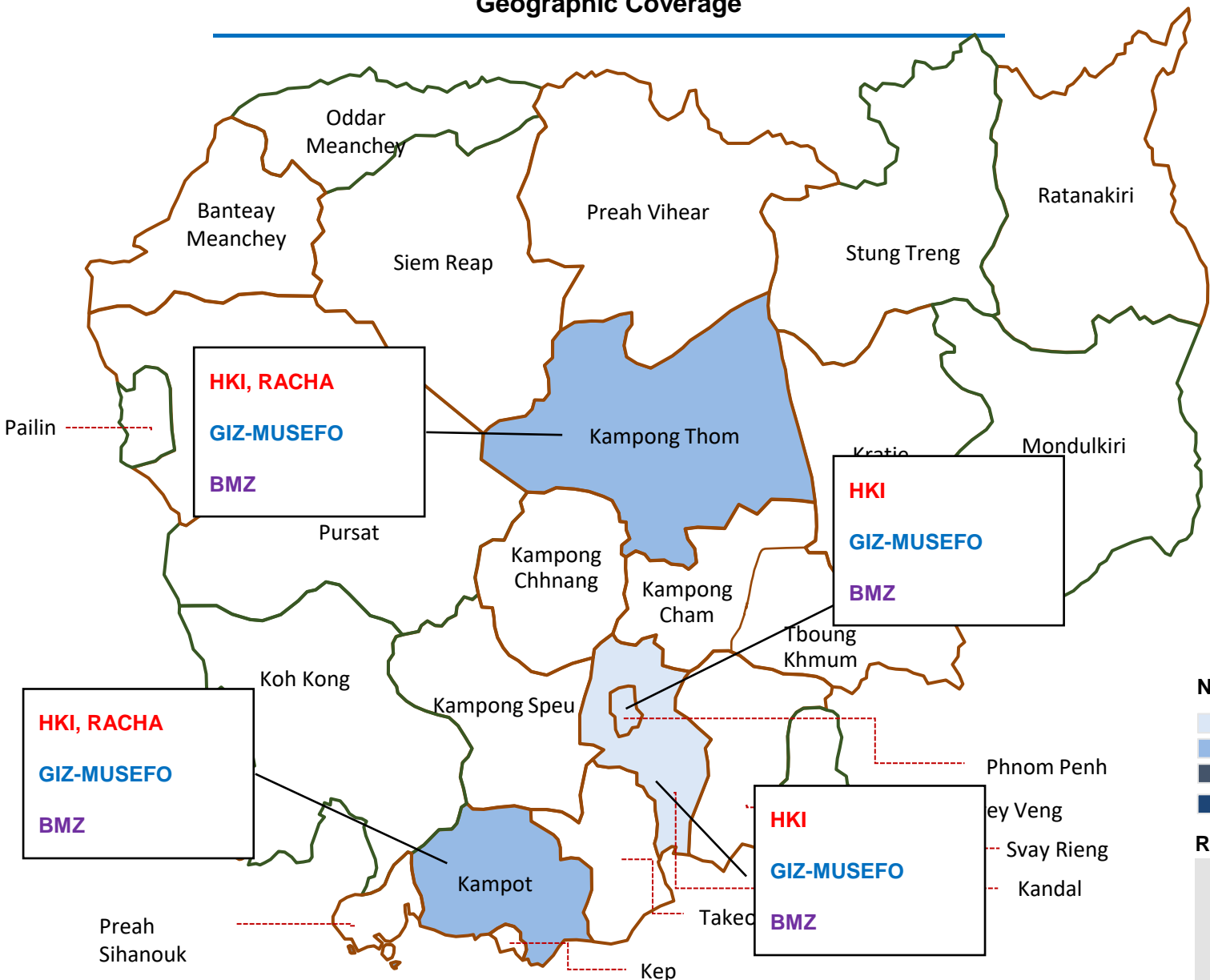
Role of Stakeholder



Who supports the management of overweight/obesity? (Children 0-59 months) 3 of 3

This action is led by the Ministry of Health and Ministry of Labour, and is supported by 2 implementers

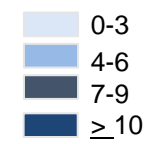
Geographic Coverage



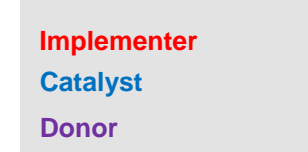
Population Coverage

District	Children 0-59 months	Coverage
Banteay Meanchey		
Battambang		
Kampong Cham		
Kampong Chhnang		
Kampong Speu		
Kampong Thom	9,872	15.6%
Kampot	9,071	16.4%
Kandal	208	0.2%
Koh Kong		
Kratie		
Mondulkiri		
Phnom Penh	705	0.3%
Preah Vihear		
Prey Veng		
Pursat		
Ratanakiri		
Siem Reap		
Preah Sihanouk		
Stung Treng		
Svay Rieng		
Takeo		
Oddar Meanchey		
Kep		
Pailin		
Tboung Khmum		

Number of Partners



Role of Stakeholder



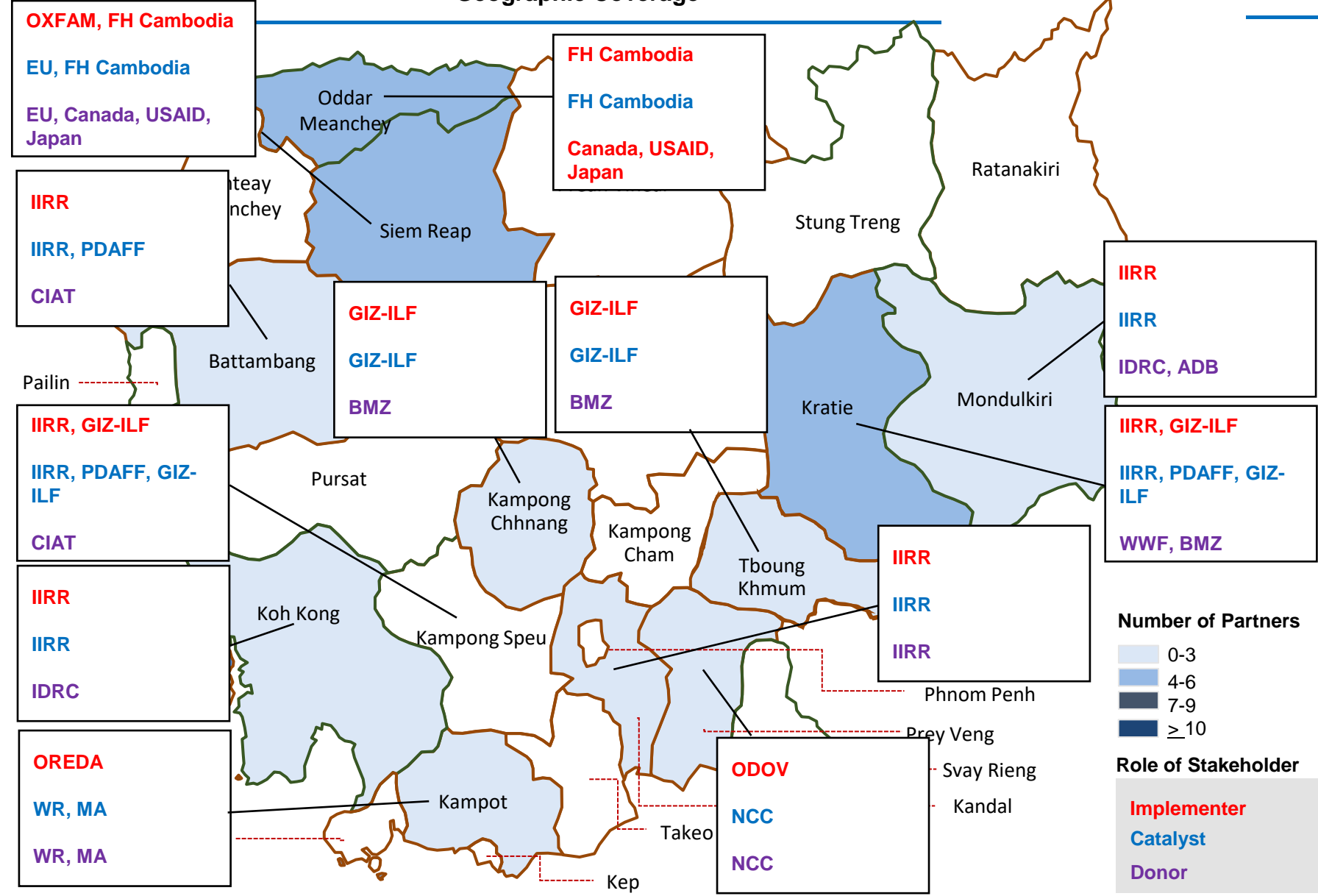
Promotion of Year-round Production of Nutrient-rich Crops and Fruit and Vegetable Gardens for Healthy Diets

Who supports the promotion of year-round production of nutrient-rich crops and fruit and vegetable gardens for healthy diets? (Households) 1 of 4



This action is led by the Ministry of Agriculture, Forestry and Fisheries, Ministry of Health and Ministry of Information, and is supported by 6 implementers

Geographic Coverage



Population Coverage

District	Households	Coverage
Banteay Meanchey		
Battambang	5,200	2.3%
Kampong Cham		
Kampong Chhnang	531	0.4%
Kampong Speu	4,865	2.5%
Kampong Thom		
Kampot	250	0.2%
Kandal	61	0.02%
Koh Kong	36	0.1%
Kratie	230	0.3%
Mondulkiri	67	0.3%
Phnom Penh		
Preah Vihear		
Prey Veng	1,880	0.7%
Pursat		
Ratanakiri		
Siem Reap	105	0.05%
Preah Sihanouk		
Stung Treng		
Svay Rieng		
Takeo		
Oddar Meanchey	295	0.5%
Kep		
Pailin		
Tboung Khmum	44	0.02%

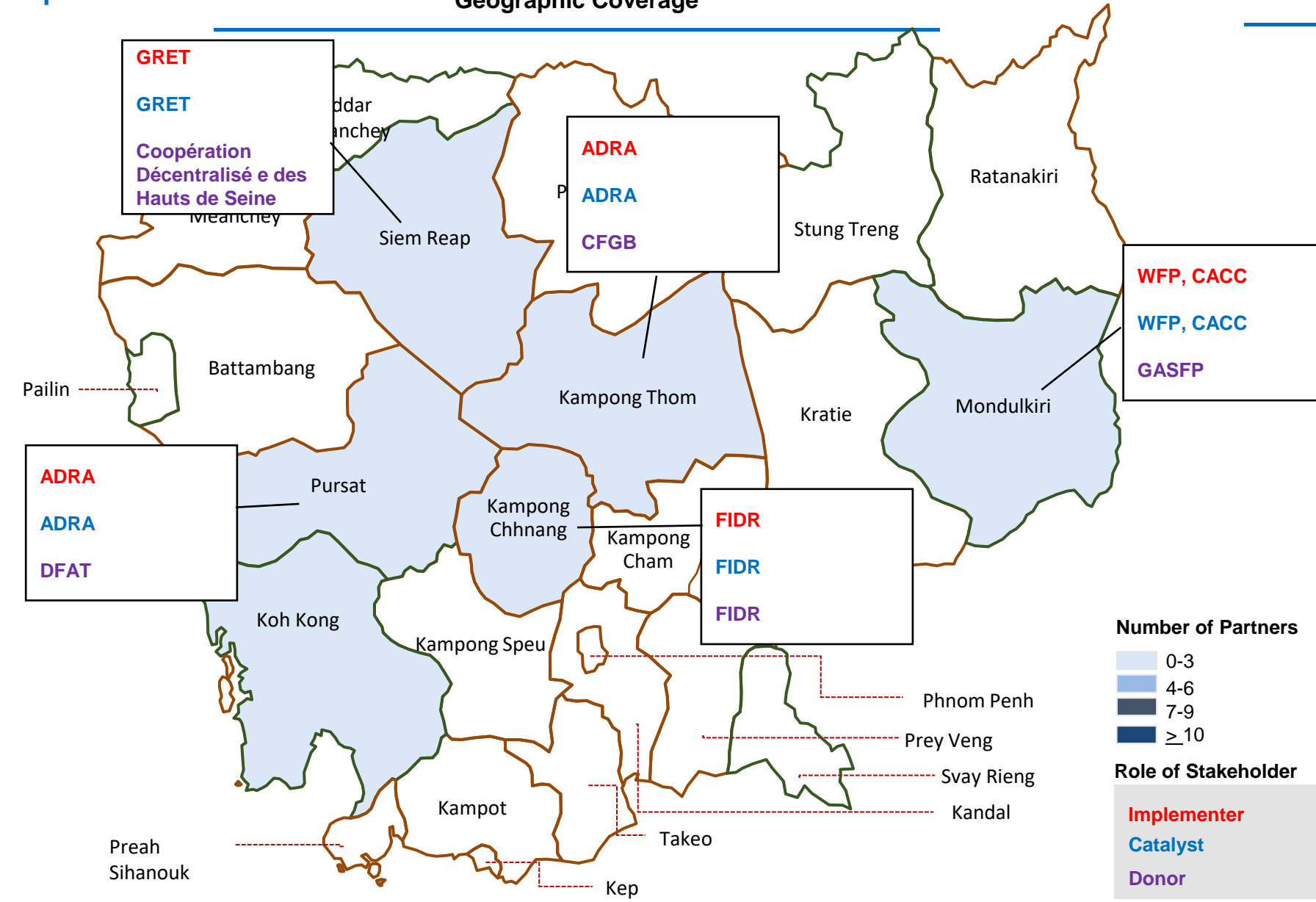
Who supports the promotion of year-round production of nutrient-rich crops and fruit and vegetable gardens for healthy diets? (Smallholder farmers) 2 of 4



This action is led by the Ministry of Agriculture, Forestry and Fisheries and Ministry of Health, and is supported by 5 implementers

Geographic Coverage

Population Coverage

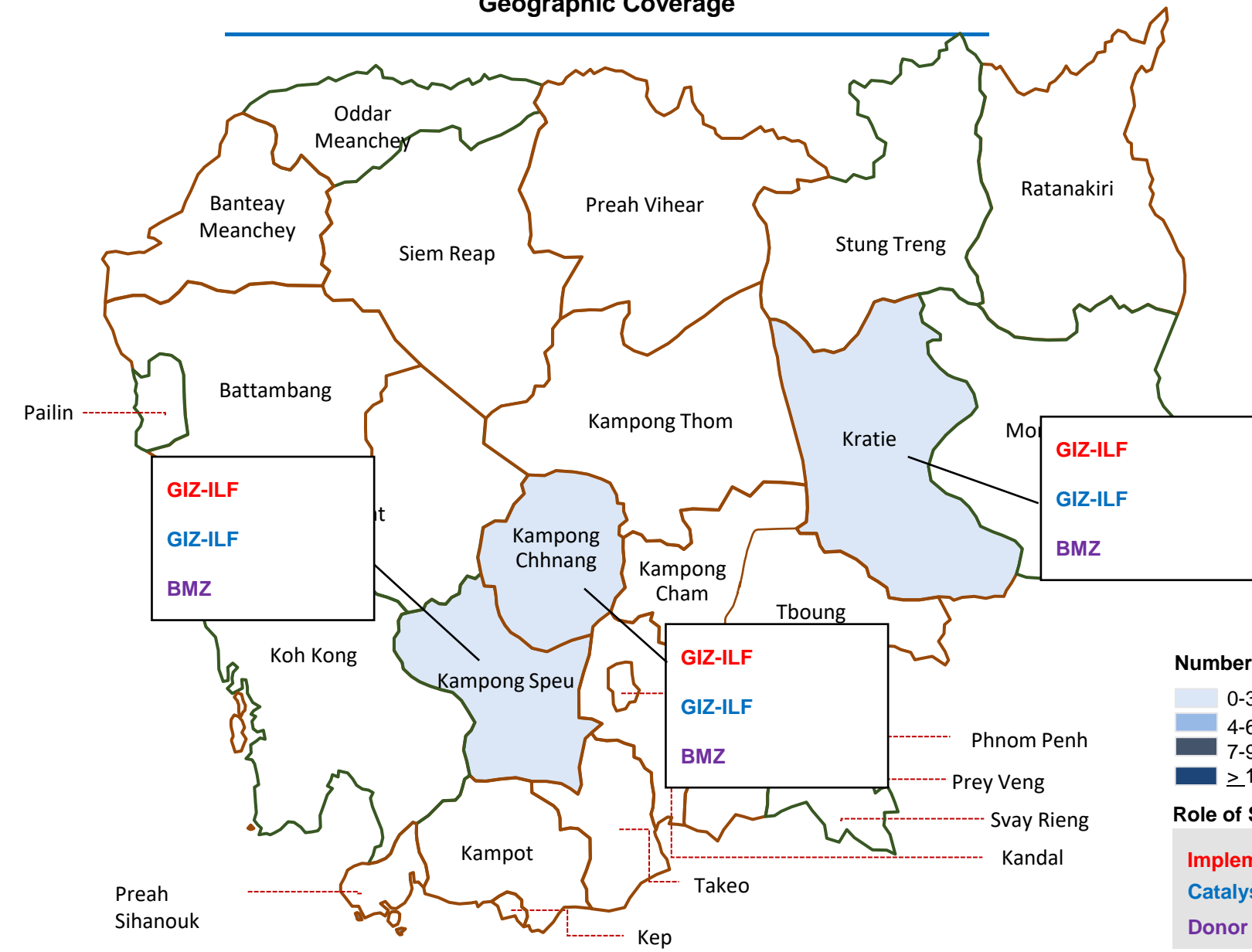


District	Smallholder farmers	Coverage
Banteay Meanchey		
Battambang		
Kampong Cham		
Kampong Chhnang	16	
Kampong Speu		
Kampong Thom	300	
Kampot		
Kandal		
Koh Kong		
Kratie		
Mondulkiri	1,600	
Phnom Penh		
Preah Vihear		
Prey Veng		
Pursat	500	
Ratanakiri		
Siem Reap	642	
Preah Sihanouk		
Stung Treng		
Svay Rieng		
Takeo		
Oddar Meanchey		
Kep		
Pailin		
Tboung Khmum		

Who supports the promotion of year-round production of nutrient-rich crops and fruit and vegetable gardens for healthy diets? (Producer groups/cooperatives) 3 of 4

This action is led by the Ministry of Agriculture, Forestry and Fisheries, and is supported by 1 implementer

Geographic Coverage



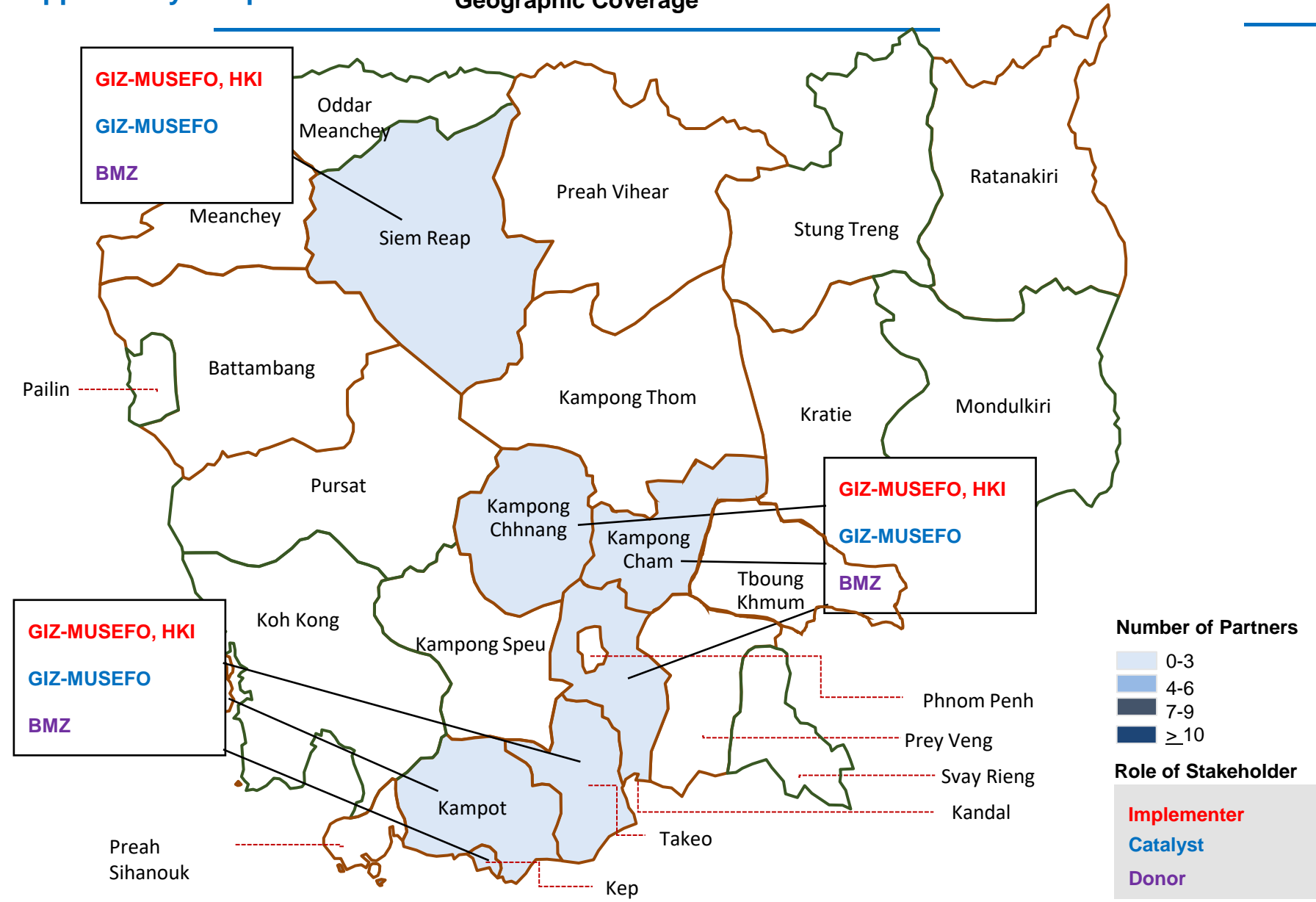
Population Coverage

District	Producer groups/cooperatives	Coverage
Banteay Meanchey		
Battambang		
Kampong Cham		
Kampong Chhnang	84	
Kampong Speu	2	
Kampong Thom		
Kampot		
Kandal		
Koh Kong		
Kratie	206	
Mondulkiri		
Phnom Penh		
Preah Vihear		
Prey Veng		
Pursat		
Ratanakiri		
Siem Reap		
Preah Sihanouk		
Stung Treng		
Svay Rieng		
Takeo		
Oddar Meanchey		
Kep		
Pailin		
Tboung Khmum		

Who supports the promotion of year-round production of nutrient-rich crops and fruit and vegetable gardens for healthy diets? (Community workers) 4 of 4

This action is led by the Council for Agricultural and Rural Development, Ministry of Agriculture, Forestry and Fisheries, and is supported by 2 implementers

Geographic Coverage



Population Coverage

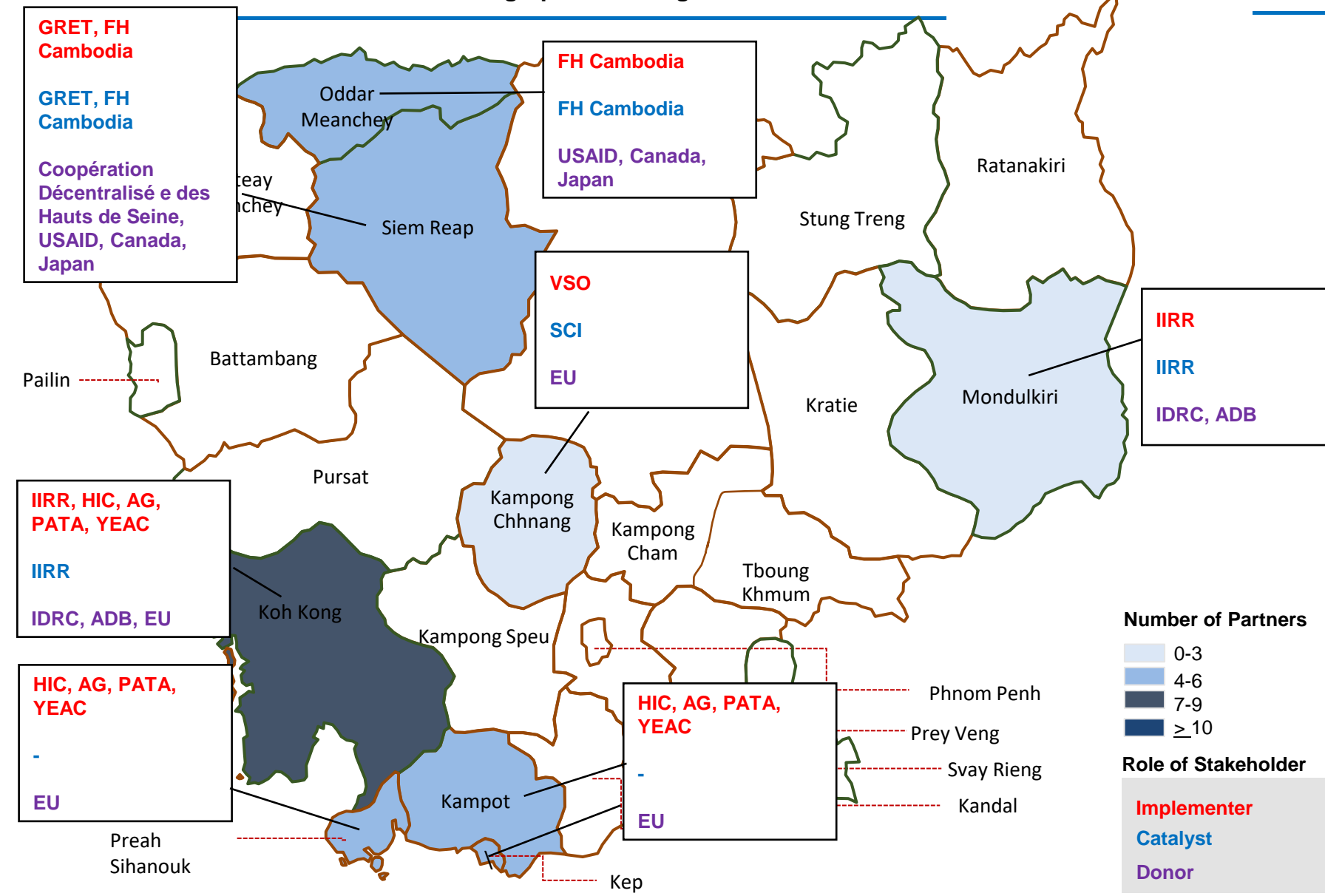
District	Community workers	Coverage
Banteay Meanchey		
Battambang		
Kampong Cham	21	
Kampong Chhnang	23	
Kampong Speu		
Kampong Thom		
Kampot	20	
Kandal	30	
Koh Kong		
Kratie		
Mondulkiri		
Phnom Penh		
Preah Vihear		
Prey Veng		
Pursat		
Ratanakiri		
Siem Reap	20	
Preah Sihanouk		
Stung Treng		
Svay Rieng		
Takeo	36	
Oddar Meanchey		
Kep	5	
Pailin		
Tboung Khmum		

Livestock Distribution and Support Programs

Who supports the livestock distribution and support programs (Households) 1 of 2

This action is led by the Ministry of Agriculture, Forestry and Fisheries and Ministry of Tourism, and is supported by 8 implementers

Geographic Coverage



Population Coverage

District	Households	Coverage
Banteay Meanchey		
Battambang		
Kampong Cham		
Kampong Chhnang	111	0.1%
Kampong Speu		
Kampong Thom		
Kampot	620	0.4%
Kandal		
Koh Kong	230	0.8%
Kratie		
Mondulkiri	23	0.1%
Phnom Penh		
Preah Vihear		
Prey Veng		
Pursat		
Ratanakiri		
Siem Reap	496	0.2%
Preah Sihanouk	167	0.4%
Stung Treng		
Svay Rieng		
Takeo		
Oddar Meanchey	300	0.5%
Kep	143	1.5%
Pailin		
Tboung Khmum		

Who supports the livestock distribution and support programs (Smallholder Farmers) 2

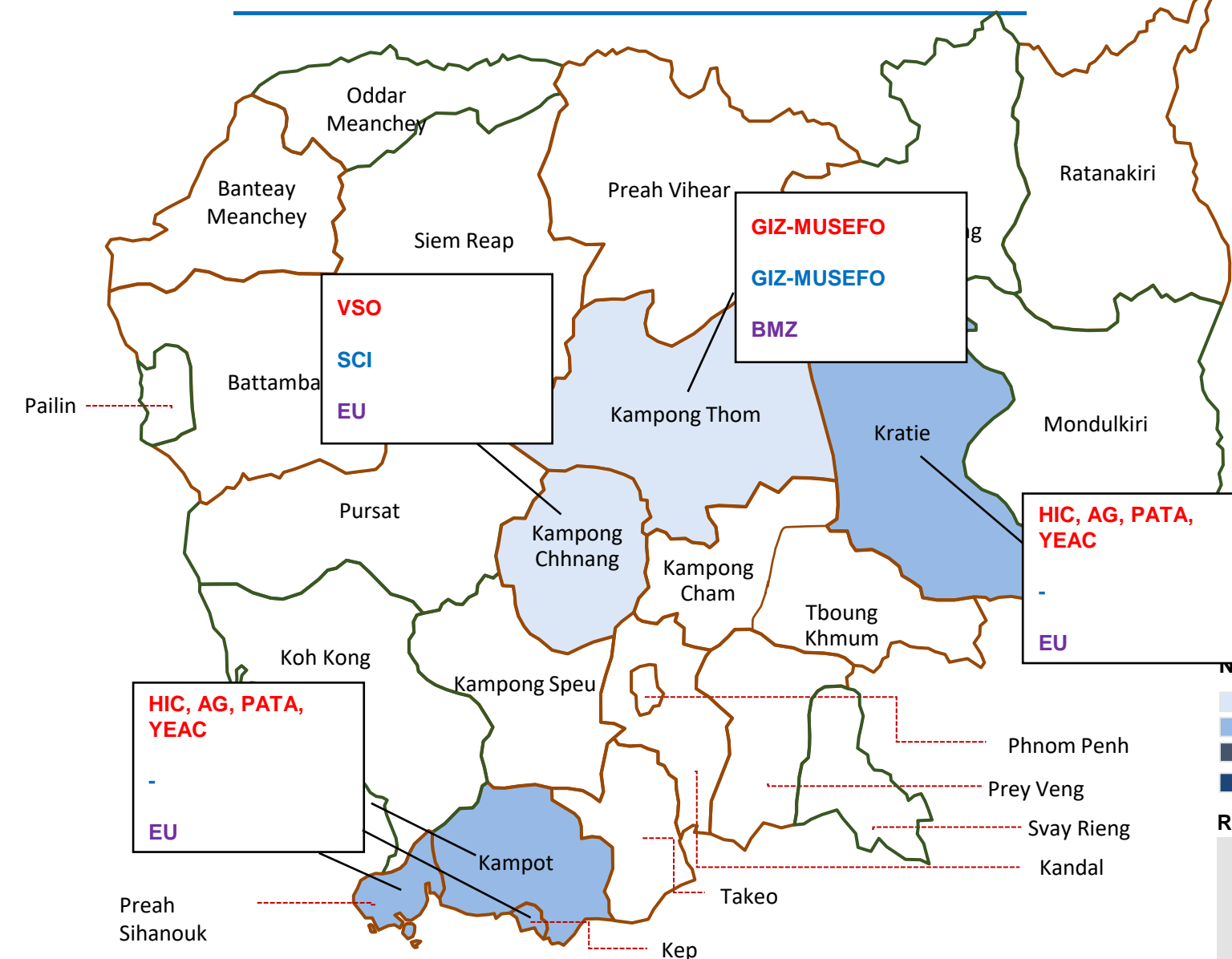


2

This action is led by the Ministry of Agriculture, Forestry and Fisheries, and is supported by 6 implementers

Geographic Coverage

Population Coverage



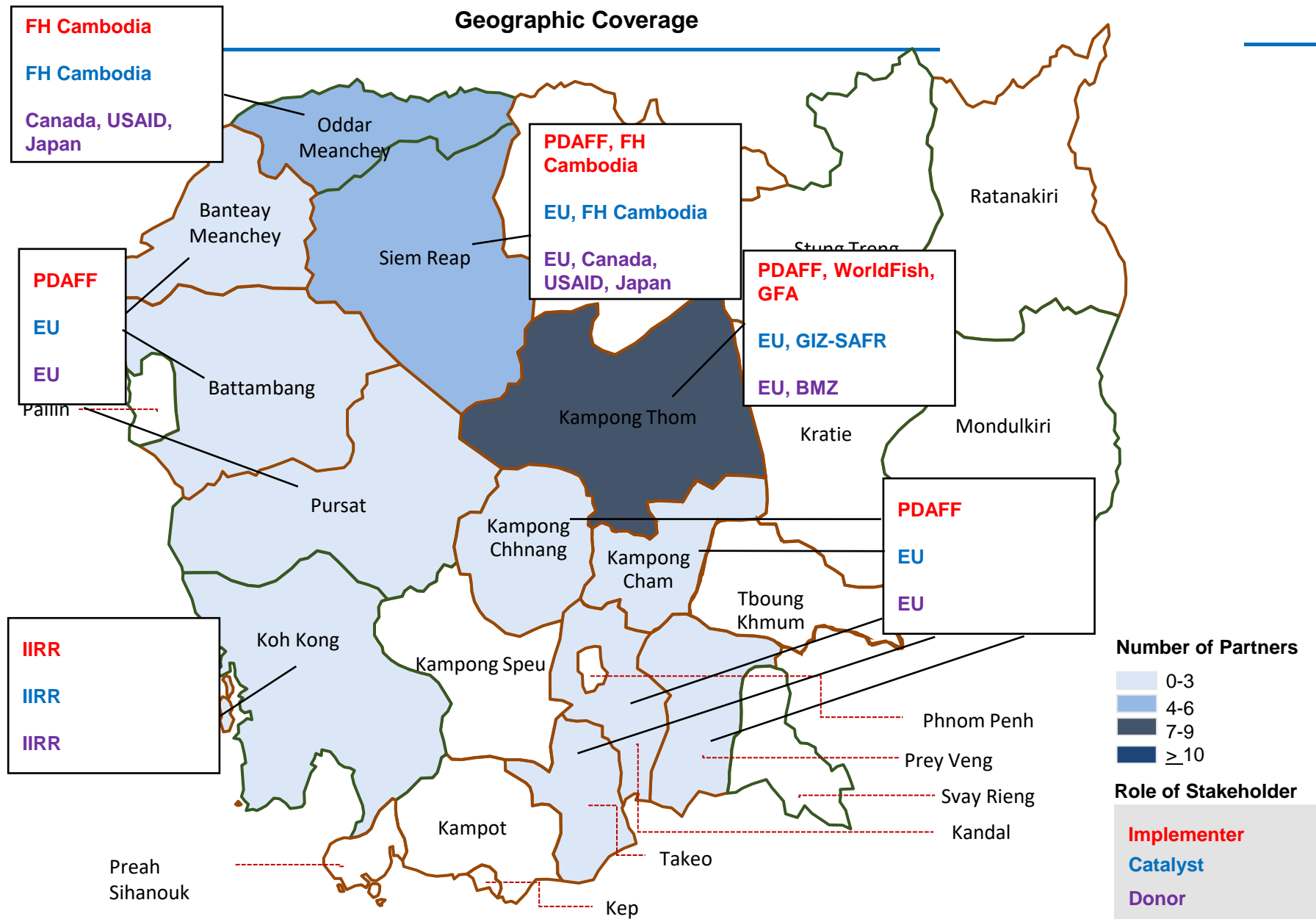
District	Smallholders farmers	Coverage
Banteay Meanchey		
Battambang		
Kampong Cham		
Kampong Chhnang	111	
Kampong Speu		
Kampong Thom	61	
Kampot	37	
Kandal		
Koh Kong	13	
Kratie		
Mondulkiri		
Phnom Penh		
Preah Vihear		
Prey Veng		
Pursat		
Ratanakiri		
Siem Reap		
Preah Sihanouk	17	
Stung Treng		
Svay Rieng		
Takeo		
Oddar Meanchey		
Kep	43	
Pailin		
Tboung Khmum		

Aquaculture Distribution and Support Programs

Who supports the aquaculture distribution and support programs (Households) 1 of 2



This action is led by the Ministry of Agriculture, Forestry and Fisheries, and is supported by 5 implementers



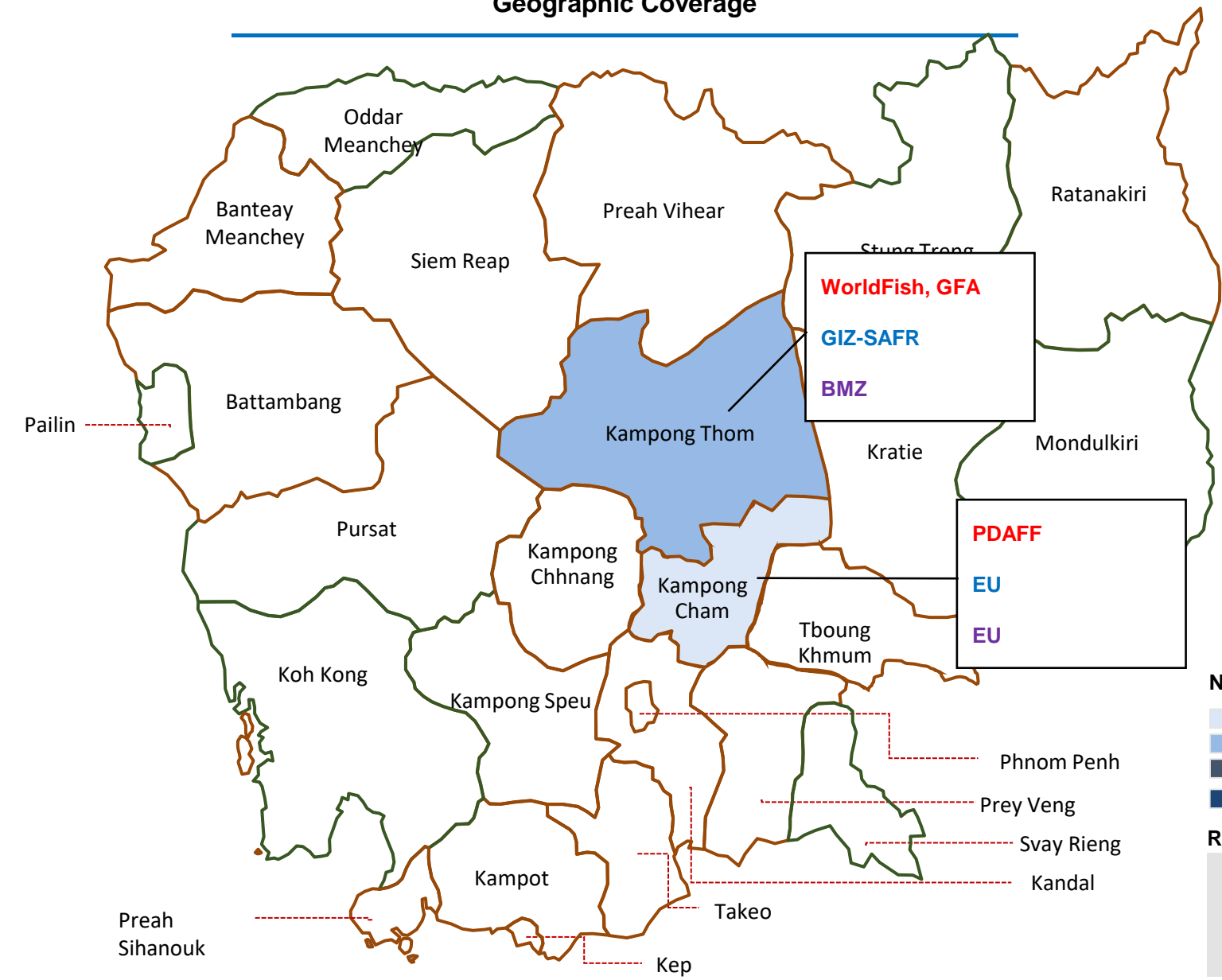
Population Coverage

District	Households	Coverage
Banteay Meanchey	204	0.1%
Battambang	204	0.1%
Kampong Cham	204	0.1%
Kampong Chhnang	204	0.2%
Kampong Speu		
Kampong Thom	555	0.3%
Kampot		
Kandal	204	0.1%
Koh Kong	45	0.2%
Kratie		
Mondulkiri		
Phnom Penh		
Preah Vihear		
Prey Veng	204	0.1%
Pursat	204	0.2%
Ratanakiri		
Siem Reap	328	0.1%
Preah Sihanouk		
Stung Treng		
Svay Rieng		
Takeo	204	0.1%
Oddar Meanchey	334	0.5%
Kep		
Pailin		
Tboung Khmum		

Who supports the aquaculture distribution and support programs (Smallholder farmers) 2 of 2

This action is led by the Ministry of Agriculture, Forestry and Fisheries, and is supported by 3 implementers

Geographic Coverage



Population Coverage

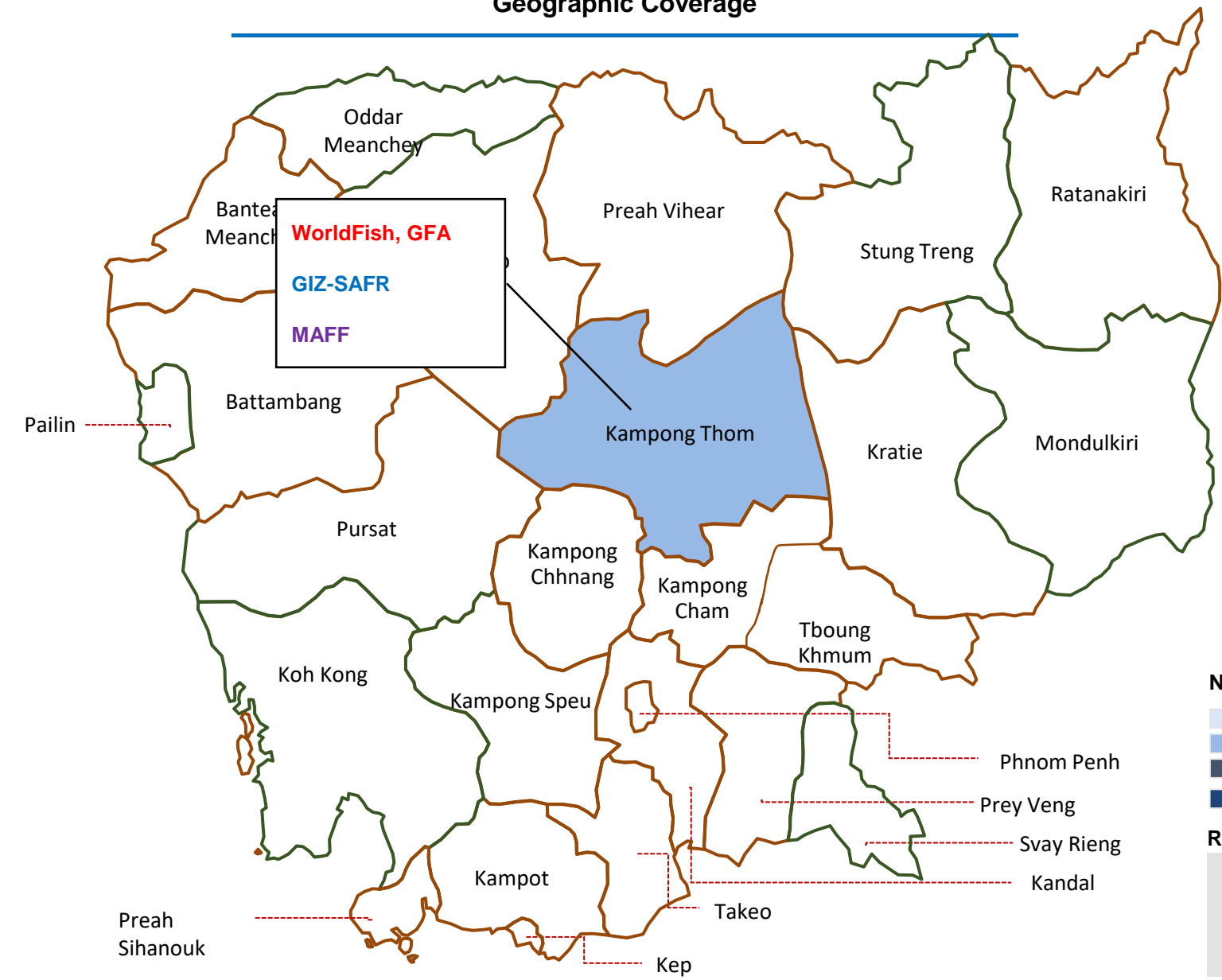
District	Smallholder farmers	Coverage
Banteay Meanchey		
Battambang		
Kampong Cham		
Kampong Chhnang	38	
Kampong Speu		
Kampong Thom	351	
Kampot		
Kandal		
Koh Kong		
Kratie		
Mondulkiri		
Phnom Penh		
Preah Vihear		
Prey Veng		
Pursat		
Ratanakiri		
Siem Reap		
Preah Sihanouk		
Stung Treng		
Svay Rieng		
Takeo		
Oddar Meanchey		
Kep		
Pailin		
Tboung Khmum		

Promotion of Safe Food Processing, Handling, Transport and Storage

Who supports the promotion of safe food processing, handling, transport and storage (Smallholder farmers) 1 of 3

This action is led by the Ministry of Agriculture, Forestry and Fisheries, and is supported by 2 implementers

Geographic Coverage



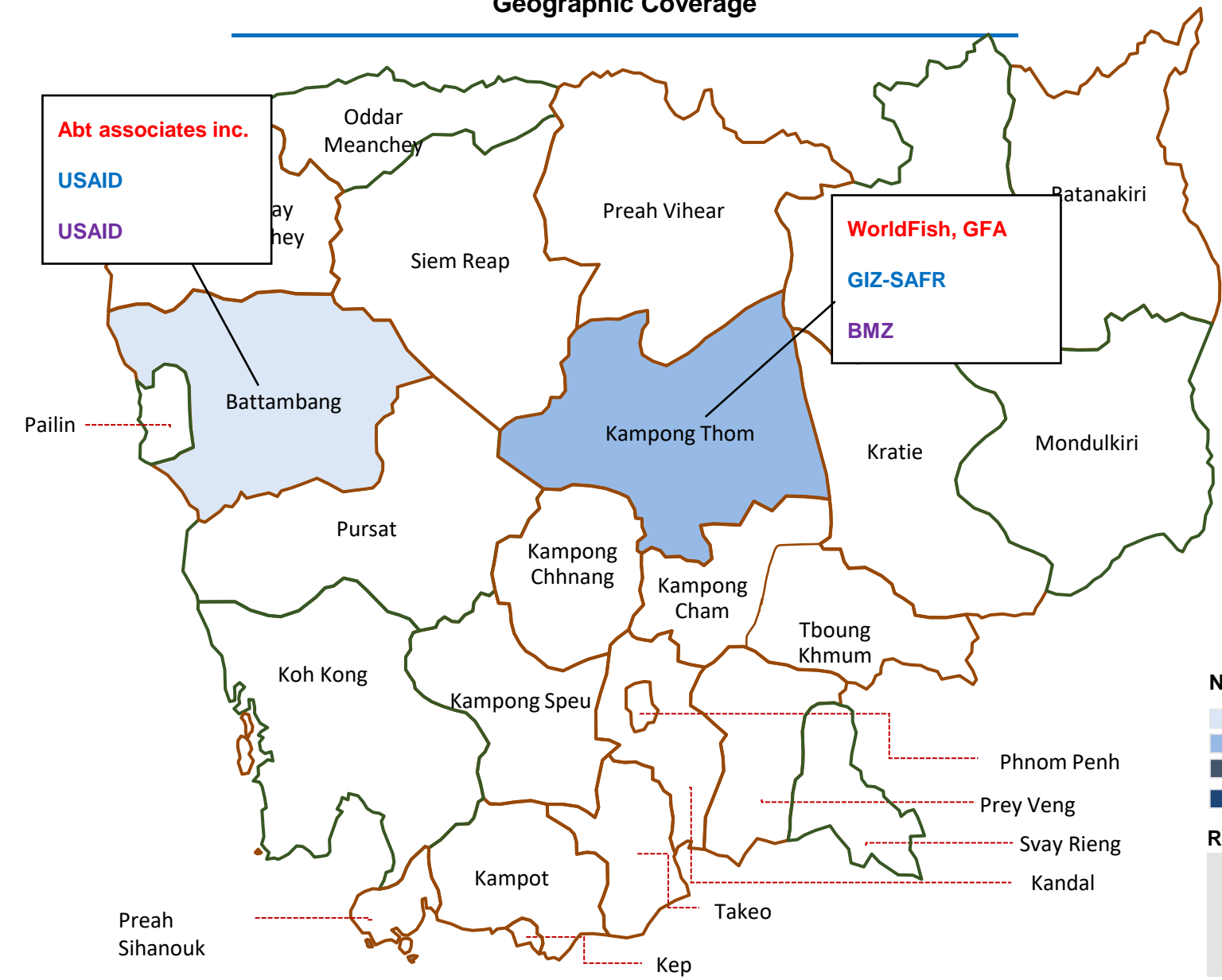
Population Coverage

District	Smallholder farmers	Coverage
Banteay Meanchey		
Battambang		
Kampong Cham		
Kampong Chhnang		
Kampong Speu		
Kampong Thom	45	
Kampot		
Kandal		
Koh Kong		
Kratie		
Monduliri		
Phnom Penh		
Preah Vihear		
Prey Veng		
Pursat		
Ratanakiri		
Siem Reap		
Preah Sihanouk		
Stung Treng		
Svay Rieng		
Takeo		
Oddar Meanchey		
Kep		
Pailin		
Tboung Khmum		

Who supports the promotion of safe food processing, handling, transport and storage (Commercial producers) 2 of 3

This action is led by the Ministry of Agriculture, Forestry and Fisheries, and is supported by 3 implementers

Geographic Coverage



Population Coverage

District	Commercial producers	Coverage
Banteay Meanchey		
Battambang	1	
Kampong Cham		
Kampong Chhnang		
Kampong Speu		
Kampong Thom	10	
Kampot		
Kandal		
Koh Kong		
Kratie		
Mondulkiri		
Phnom Penh		
Preah Vihear		
Prey Veng		
Pursat		
Ratanakiri		
Siem Reap		
Preah Sihanouk		
Stung Treng		
Svay Rieng		
Takeo		
Oddar Meanchey		
Kep		
Pailin		
Tboung Khmum		

Number of Partners

- 0-3
- 4-6
- 7-9
- ≥ 10

Role of Stakeholder

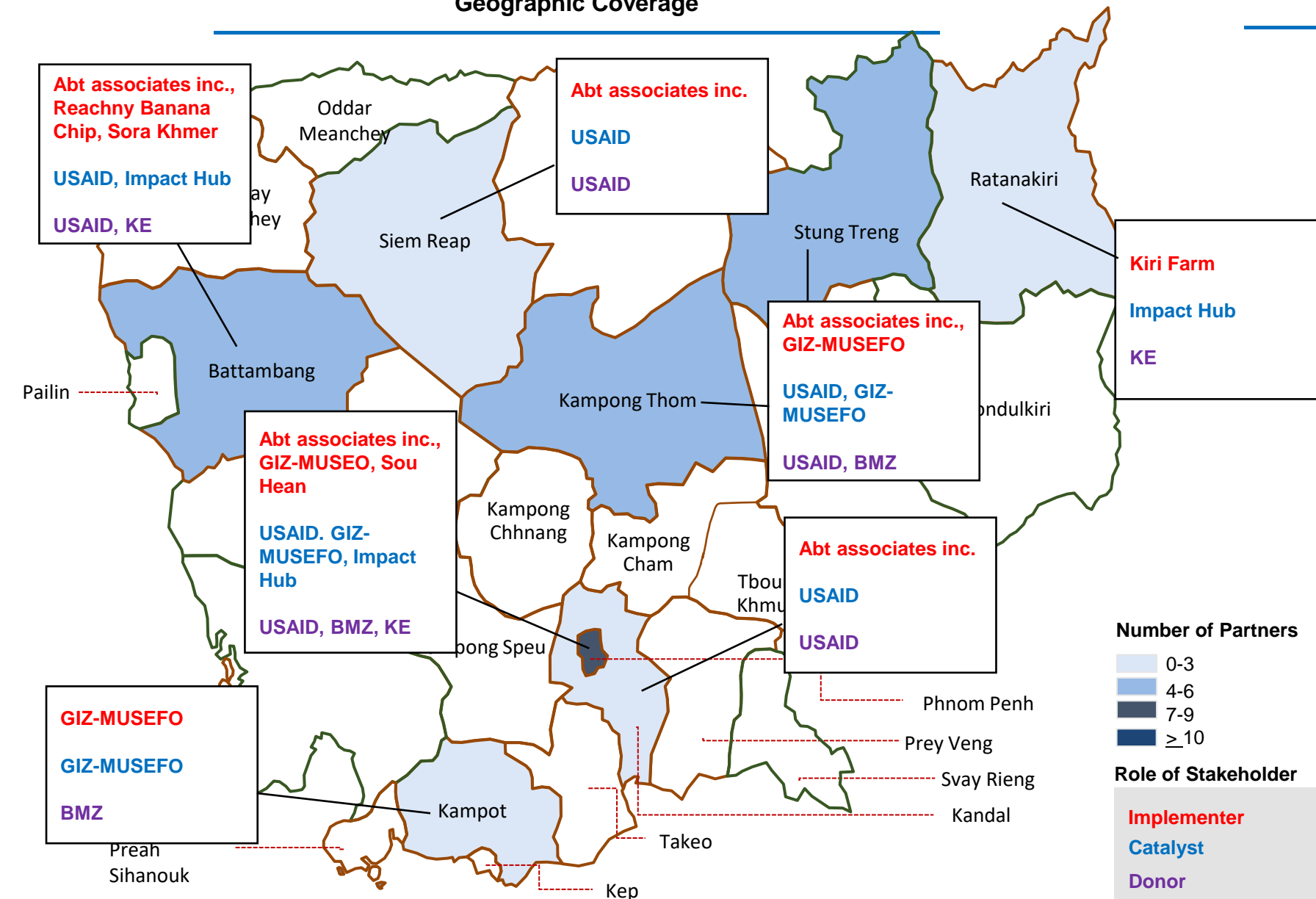
- Implementer
- Catalyst
- Donor

Who supports the promotion of safe food processing, handling, transport and storage (Private sector) 3 of 3

This action is led by the Ministry of Health, and is supported by 6 implementers

Geographic Coverage

Population Coverage



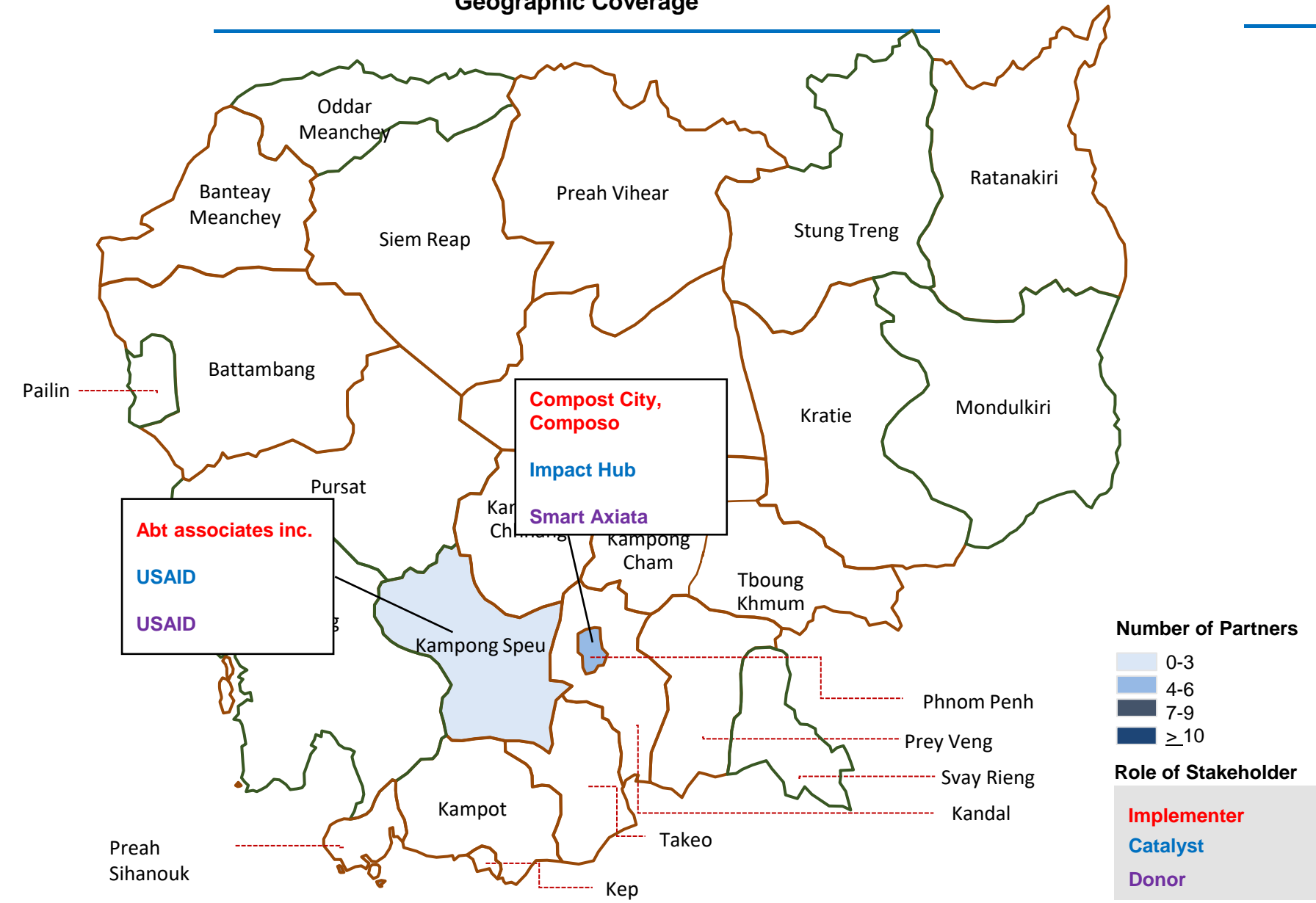
District	Private sector	Coverage
Banteay Meanchey		
Battambang	4	
Kampong Cham		
Kampong Chhnang		
Kampong Speu		
Kampong Thom	26	
Kampot	35	
Kandal	1	
Koh Kong		
Kratie		
Mondulkiri		
Phnom Penh	13	
Preah Vihear		
Prey Veng		
Pursat		
Ratanakiri	1	
Siem Reap	1	
Preah Sihanouk		
Stung Treng	55	
Svay Rieng		
Takeo		
Oddar Meanchey		
Kep		
Pailin		
Tboung Khmum		

Reduction of Food Loss and Waste

Who supports the reduction of food loss and waste (Commercial producers) 1 of 1

This action is supported by 3 implementers

Geographic Coverage



Population Coverage

District	Commercial producers	Coverage
Banteay Meanchey		
Battambang		
Kampong Cham		
Kampong Chhnang		
Kampong Speu	1	
Kampong Thom		
Kampot		
Kandal		
Koh Kong		
Kratie		
Mondulkiri		
Phnom Penh	2	
Preah Vihear		
Prey Veng		
Pursat		
Ratanakiri		
Siem Reap		
Preah Sihanouk		
Stung Treng		
Svay Rieng		
Takeo		
Oddar Meanchey		
Kep		
Pailin		
Tboung Khmum		

Strengthening Nutrition-Oriented Value Chains

Who supports the strengthening nutrition-oriented value chains (Smallholder farmers)

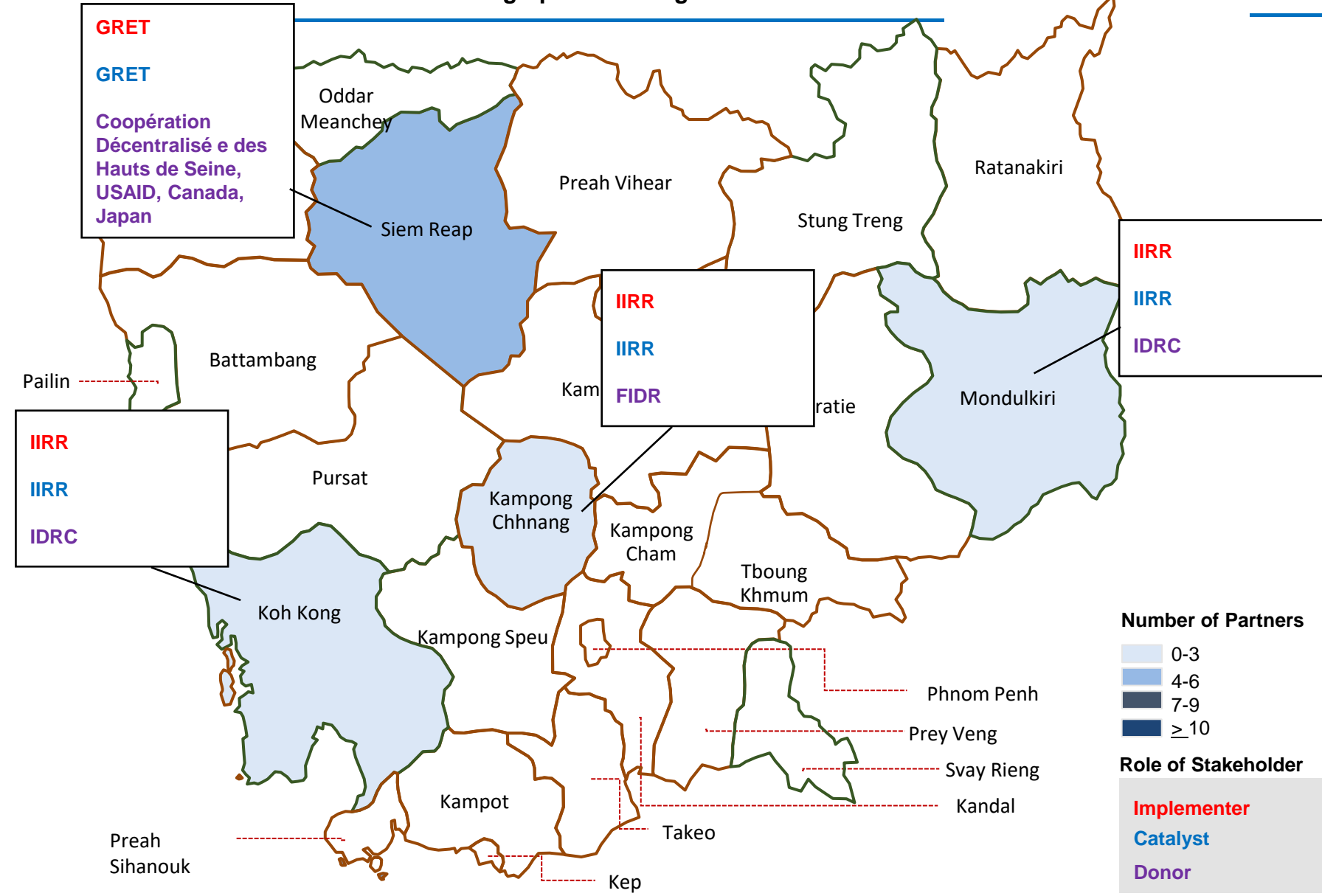


1 of 2

This action is led by the Ministry of Agriculture, Forestry and Fisheries and the Ministry of Commerce, and is supported by 2 implementers

Geographic Coverage

Population Coverage



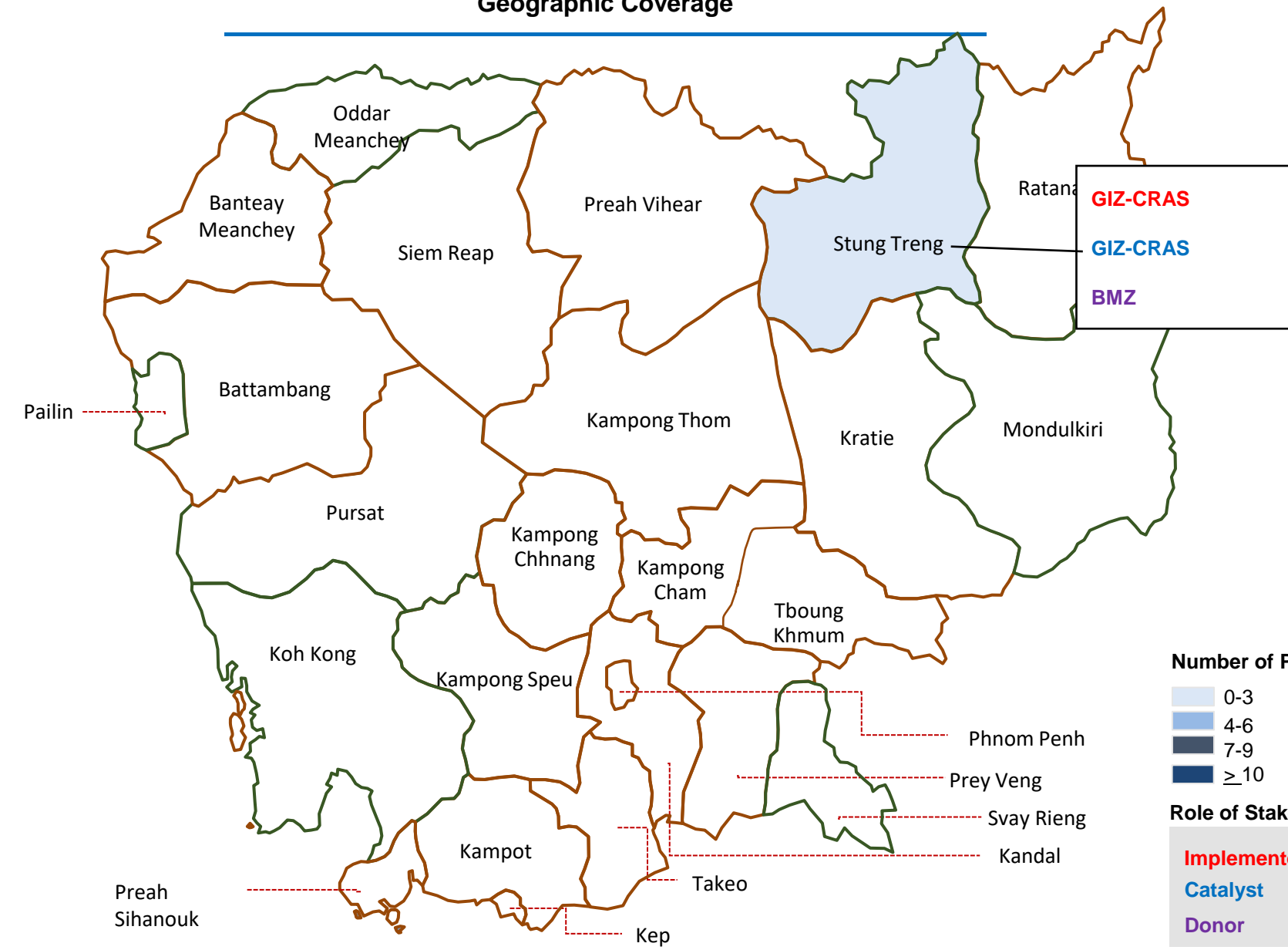
District	Smallholder farmers	Coverage
Banteay Meanchey		
Battambang		
Kampong Cham		
Kampong Chhnang	117	
Kampong Speu		
Kampong Thom		
Kampot		
Kandal		
Koh Kong	50	
Kratie		
Mondulkiri	50	
Phnom Penh		
Preah Vihear		
Prey Veng		
Pursat		
Ratanakiri		
Siem Reap	1,316	
Preah Sihanouk		
Stung Treng		
Svay Rieng		
Takeo		
Oddar Meanchey		
Kep		
Pailin		
Tboung Khmum		

Who supports the strengthening nutrition-oriented value chains (Commercial producers) 2 of 2

This action is led by the Ministry of Agriculture, Forestry and Fisheries, and is supported by 1 implementer

Geographic Coverage

Population Coverage



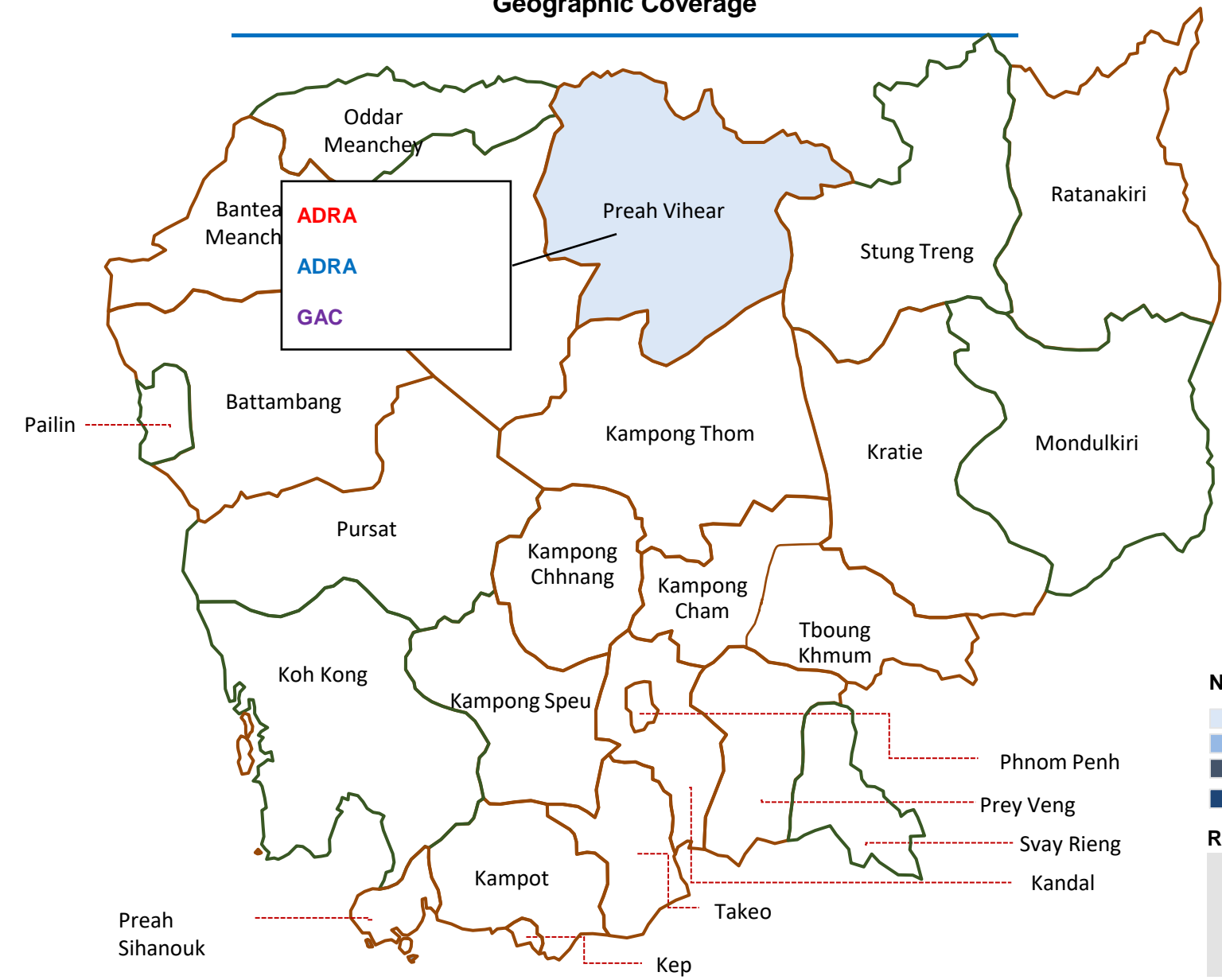
District	Commercial producers	Coverage
Banteay Meanchey		
Battambang		
Kampong Cham		
Kampong Chhnang		
Kampong Speu		
Kampong Thom		
Kampot		
Kandal		
Koh Kong		
Kratie		
Mondulkiri		
Phnom Penh		
Preah Vihear		
Prey Veng		
Pursat		
Ratanakiri		
Siem Reap		
Preah Sihanouk		
Stung Treng	120	
Svay Rieng		
Takeo		
Oddar Meanchey		
Kep		
Pailin		
Tboung Khmum		

Promotion/provision of Fortified Foods

Who supports the promotion of year-round production of nutrient-rich crops and fruit and vegetable gardens for healthy diets (Households) 1 of 2

This action is by the Ministry of Health, and is supported by 1 implementer

Geographic Coverage



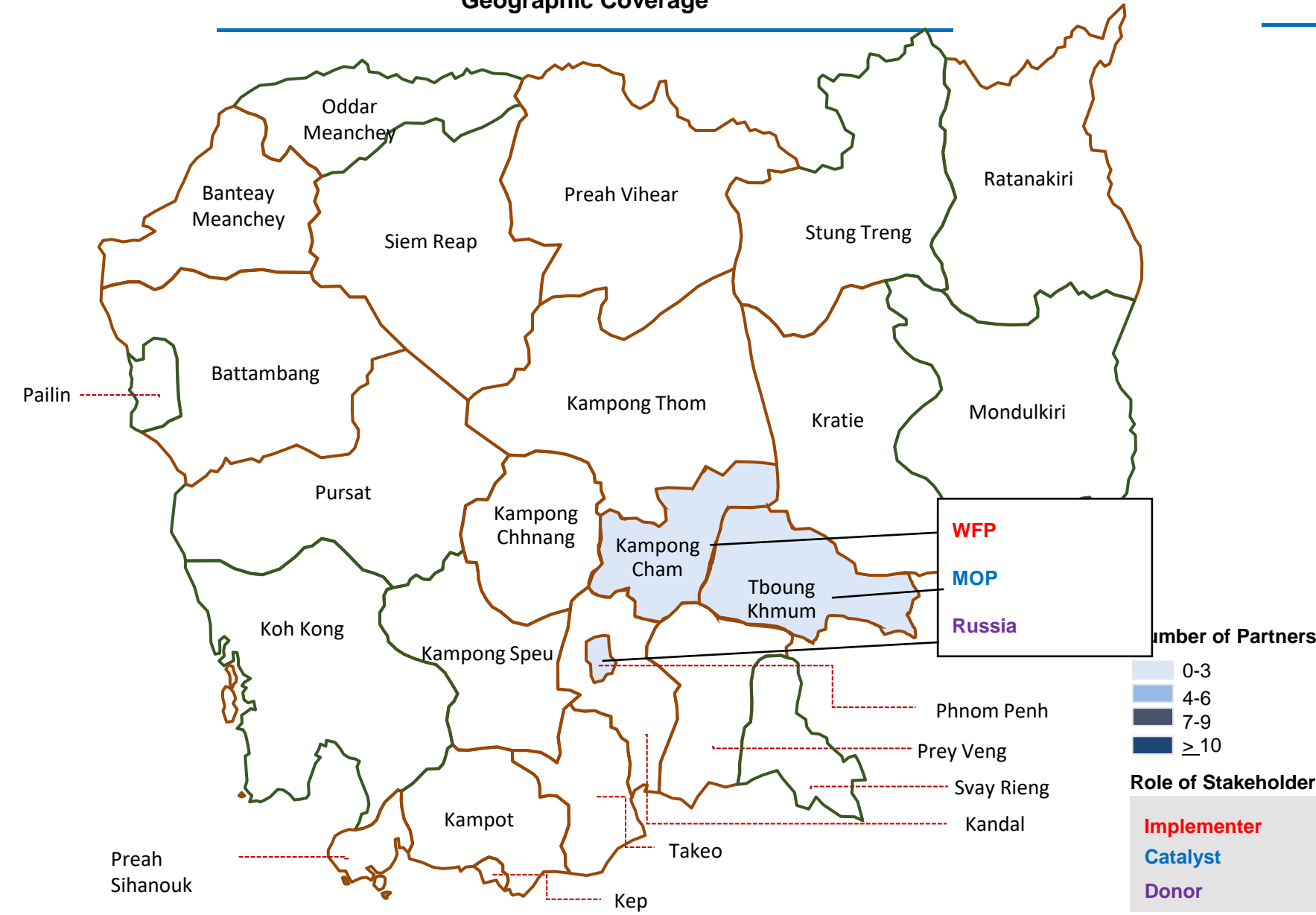
Population Coverage

District	Households	Coverage
Banteay Meanchey		
Battambang		
Kampong Cham		
Kampong Chhnang		
Kampong Speu		
Kampong Thom		
Kampot		
Kandal		
Koh Kong		
Kratie		
Mondulkiri		
Phnom Penh		
Preah Vihear	110	0.2%
Prey Veng		
Pursat		
Ratanakiri		
Siem Reap		
Preah Sihanouk		
Stung Treng		
Svay Rieng		
Takeo		
Oddar Meanchey		
Kep		
Pailin		
Tboung Khmum		

Who supports the promotion of year-round production of nutrient-rich crops and fruit and vegetable gardens for healthy diets (Private sector) 2 of 2

This action is by the Ministry of Planning, and is supported by 1 implementer

Geographic Coverage



Population Coverage

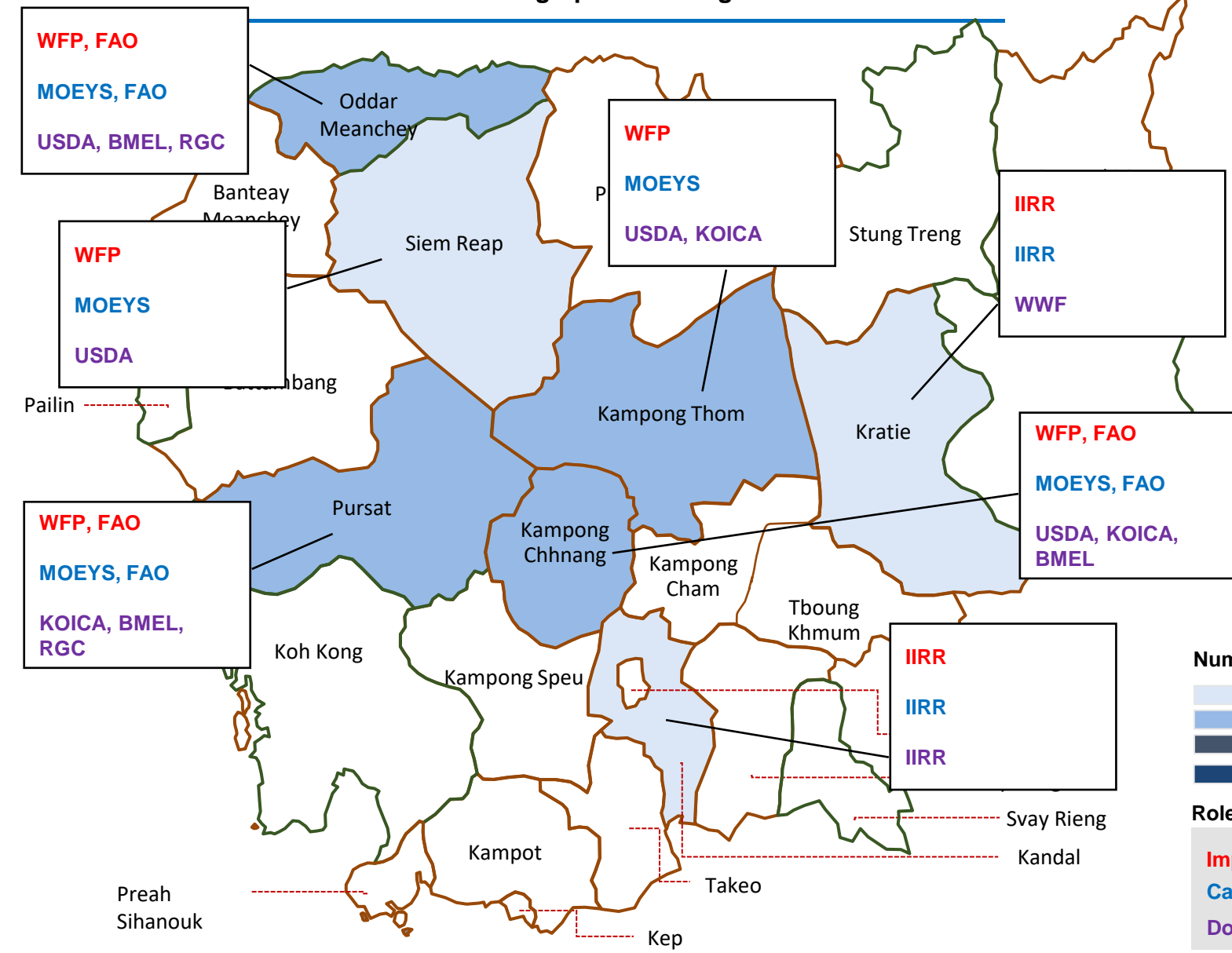
District	Private sector	Coverage
Banteay Meanchey		
Battambang		
Kampong Cham	1	
Kampong Chhnang		
Kampong Speu		
Kampong Thom		
Kampot		
Kandal		
Koh Kong		
Kratie		
Monduliri		
Phnom Penh	3	
Preah Vihear		
Prey Veng		
Pursat		
Ratanakiri		
Siem Reap		
Preah Sihanouk		
Stung Treng		
Svay Rieng		
Takeo		
Oddar Meanchey		
Kep		
Pailin		
Tboung Khmum	1	

School Feeding Programs

Who supports the school feeding programs (Primary school-aged children) 1 of 3

This action is led by the Ministry of Education, Youth and Sport, and is supported by 3 implementers

Geographic Coverage



Population Coverage

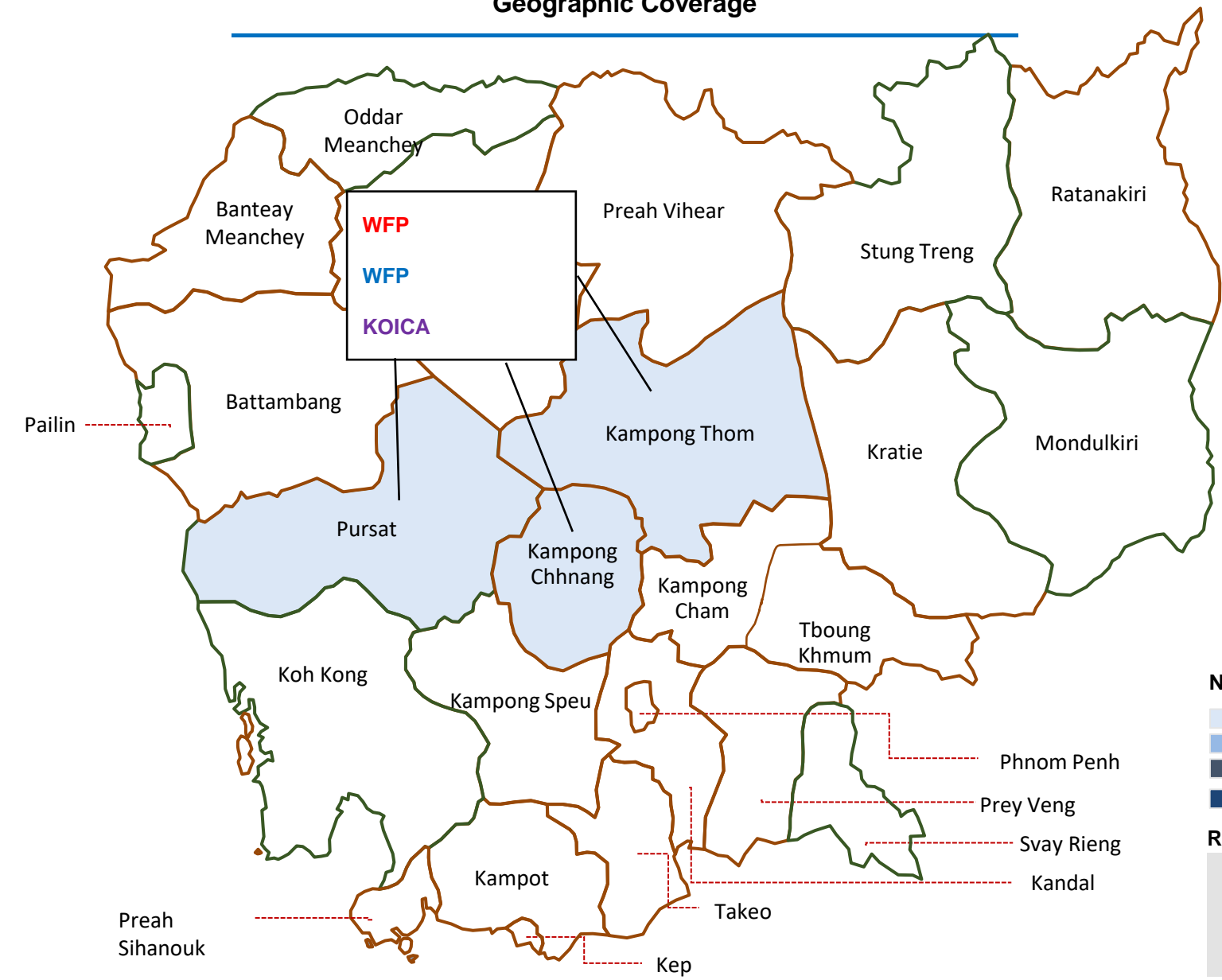
District	Primary school-aged children	Coverage
Banteay Meanchey		
Battambang		
Kampong Cham		
Kampong Chhnang	19,100	30.7%
Kampong Speu		
Kampong Thom	27,100	33.7%
Kampot	347	0.5%
Kandal		
Koh Kong		
Kratie	50	0.1%
Mondulkiri		
Phnom Penh		
Preah Vihear		
Prey Veng		
Pursat	40,608	81.9%
Ratanakiri		
Siem Reap	35,300	29.5%
Preah Sihanouk		
Stung Treng		
Svay Rieng		
Takeo		
Oddar Meanchey	78,100	239.8%
Kep		
Pailin		
Tboung Khmum		

Note: Data that indicates saturated coverage was followed up but figures were unable to be confirmed. In the interests of representing activity in these provinces the data is still included, however % greater than 100 can be assumed incorrect.

Who supports the school feeding programs (Smallholder farmers) 3 of 3

This action is led by the Ministry of Education, Youth and Sport, and is supported by 1 implementer

Geographic Coverage



Population Coverage

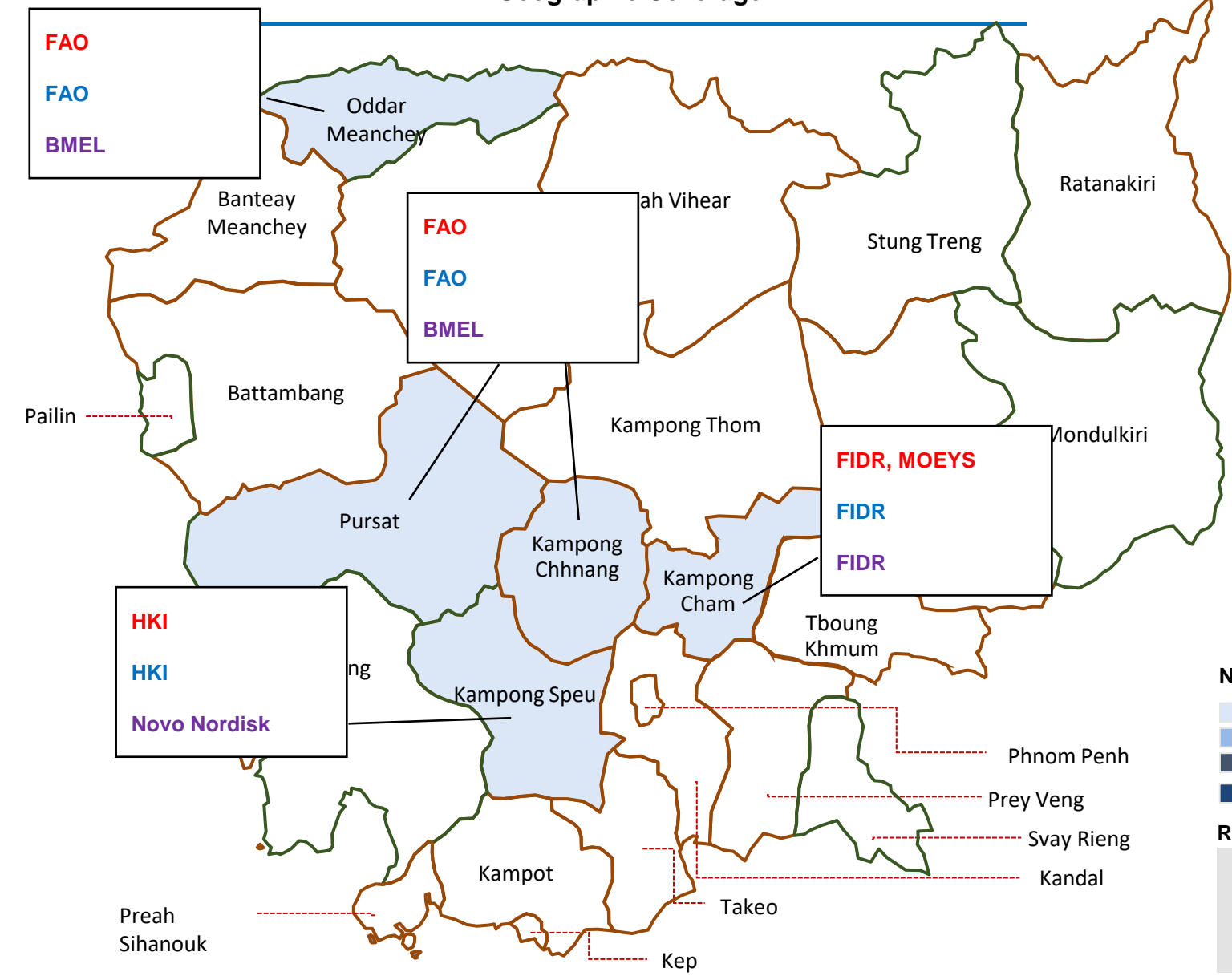
District	Smallholder farmers	Coverage
Banteay Meanchey		
Battambang		
Kampong Cham		
Kampong Chhnang		
Kampong Speu	44	
Kampong Thom	24	
Kampot		
Kandal		
Koh Kong		
Kratie		
Mondulkiri		
Phnom Penh		
Preah Vihear		
Prey Veng		
Pursat	47	
Ratanakiri		
Siem Reap		
Preah Sihanouk		
Stung Treng		
Svay Rieng		
Takeo		
Oddar Meanchey		
Kep		
Pailin		
Tboung Khmum		

Promotion of Healthy School Snack Environment and Behaviours

Who supports the promotion of healthy school snack environment and behaviours (Primary school-aged children) 1 of 2

This action is led by the Ministry of Education, Youth and Sport, and is supported by 4 implementers

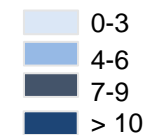
Geographic Coverage




Population Coverage

District	Primary school-aged children	Coverage
Banteay Meanchey		
Battambang		
Kampong Cham	1,191	1.1%
Kampong Chhnang	1,600	2.6%
Kampong Speu	969	0.9%
Kampong Thom		
Kampot		
Kandal		
Koh Kong		
Kratie		
Mondulkiri		
Phnom Penh		
Preah Vihear		
Prey Veng		
Pursat	3,400	6.9%
Ratanakiri		
Siem Reap		
Preah Sihanouk		
Stung Treng		
Svay Rieng		
Takeo		
Oddar Meanchey	1,500	4.6%
Kep		
Pailin		
Tboung Khmum		

Number of Partners



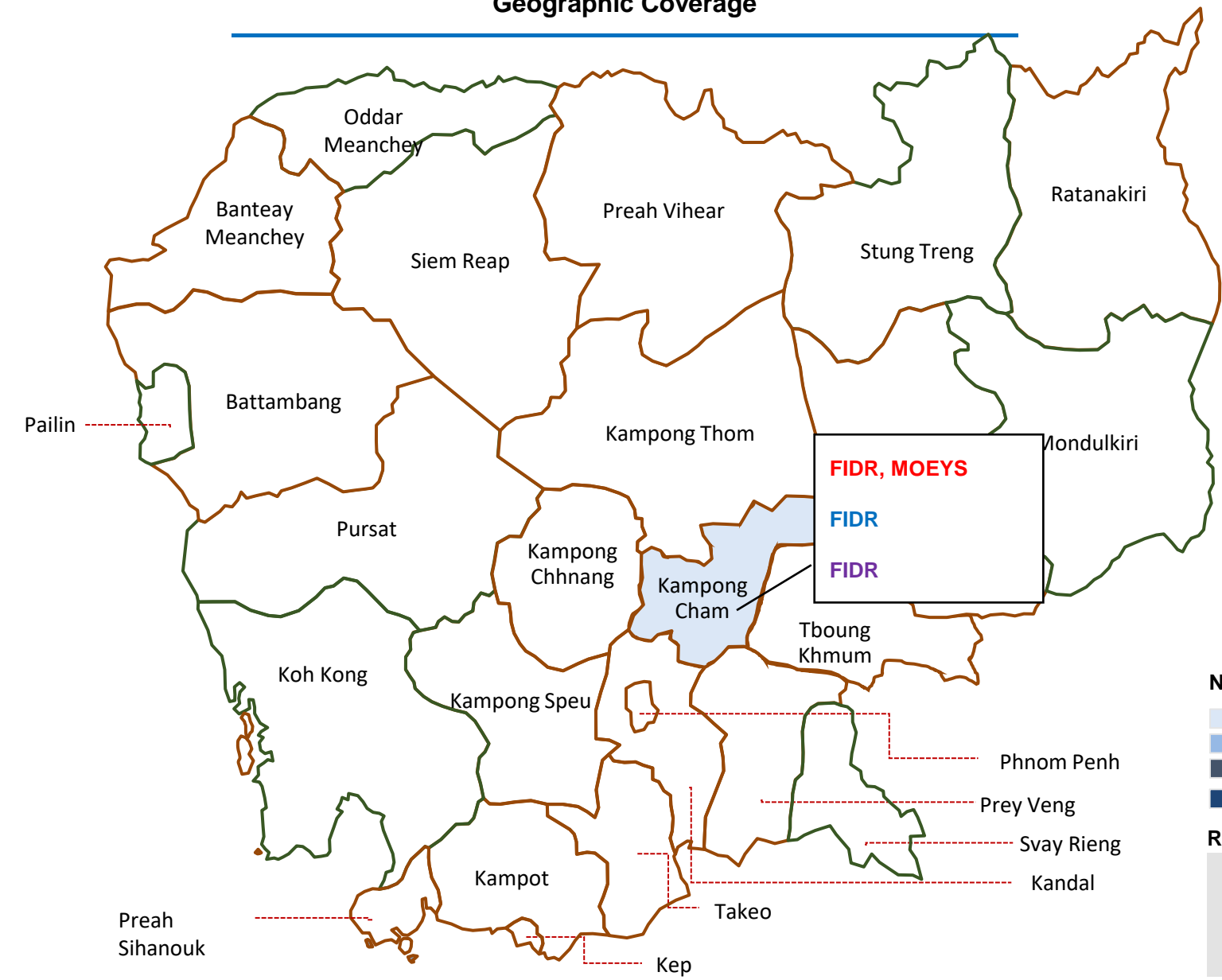
Role of Stakeholder



Who supports the promotion of healthy school snack environment and behaviours (Adolescents 10-25 years) 2 of 2

This action is led by the Ministry of Education, Youth and Sport, and is supported by 2 implementers

Geographic Coverage



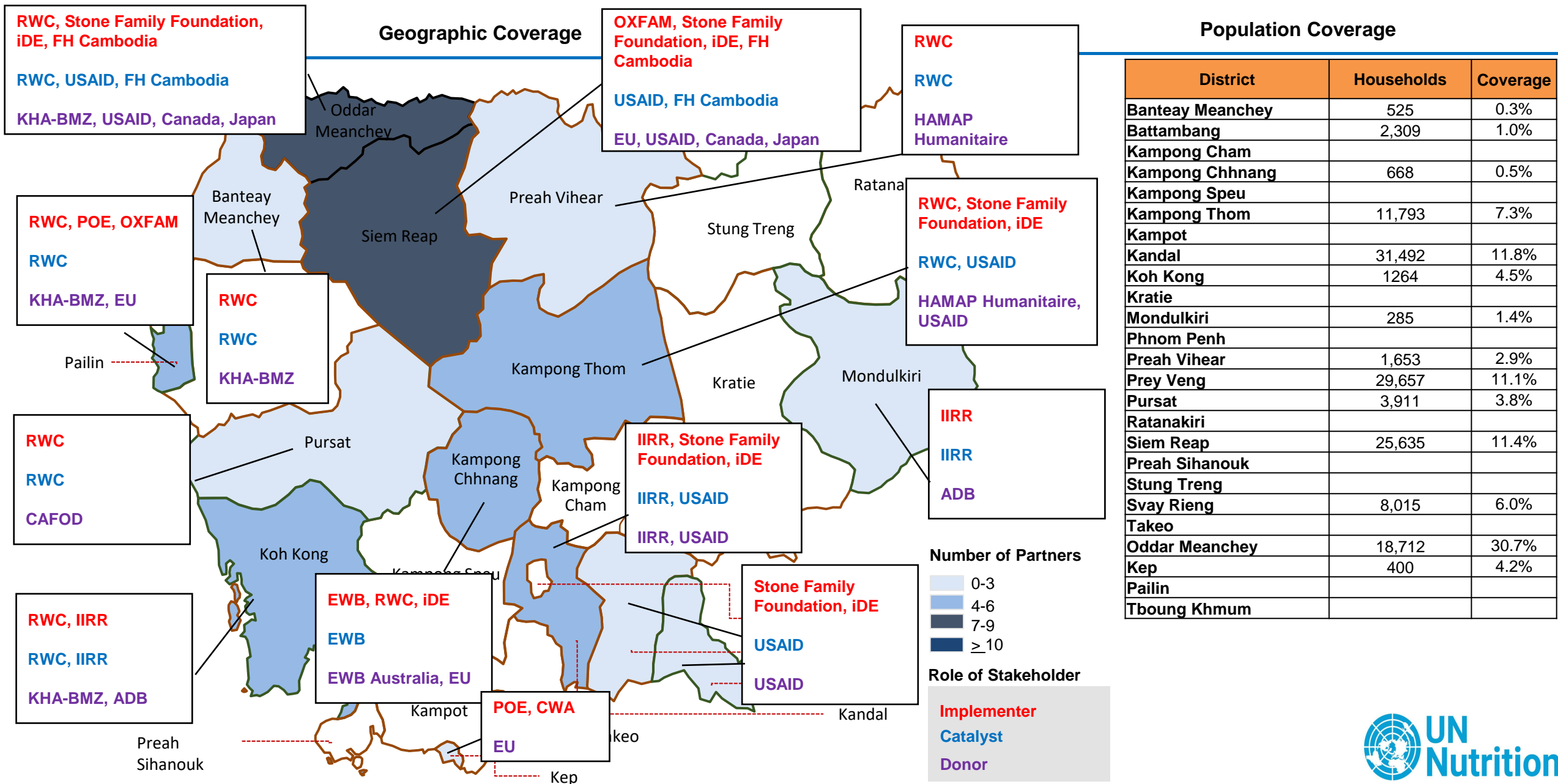
Population Coverage

District	Adolescents 10-25 years	Coverage
Banteay Meanchey		
Battambang		
Kampong Cham	1,419	0.6%
Kampong Chhnang		
Kampong Speu		
Kampong Thom		
Kampot		
Kandal		
Koh Kong		
Kratie		
Mondulkiri		
Phnom Penh		
Preah Vihear		
Prey Veng		
Pursat		
Ratanakiri		
Siem Reap		
Preah Sihanouk		
Stung Treng		
Svay Rieng		
Takeo		
Oddar Meanchey		
Kep		
Pailin		
Tboung Khmum		

Construction/rehabilitation of Water and Sanitation Facilities

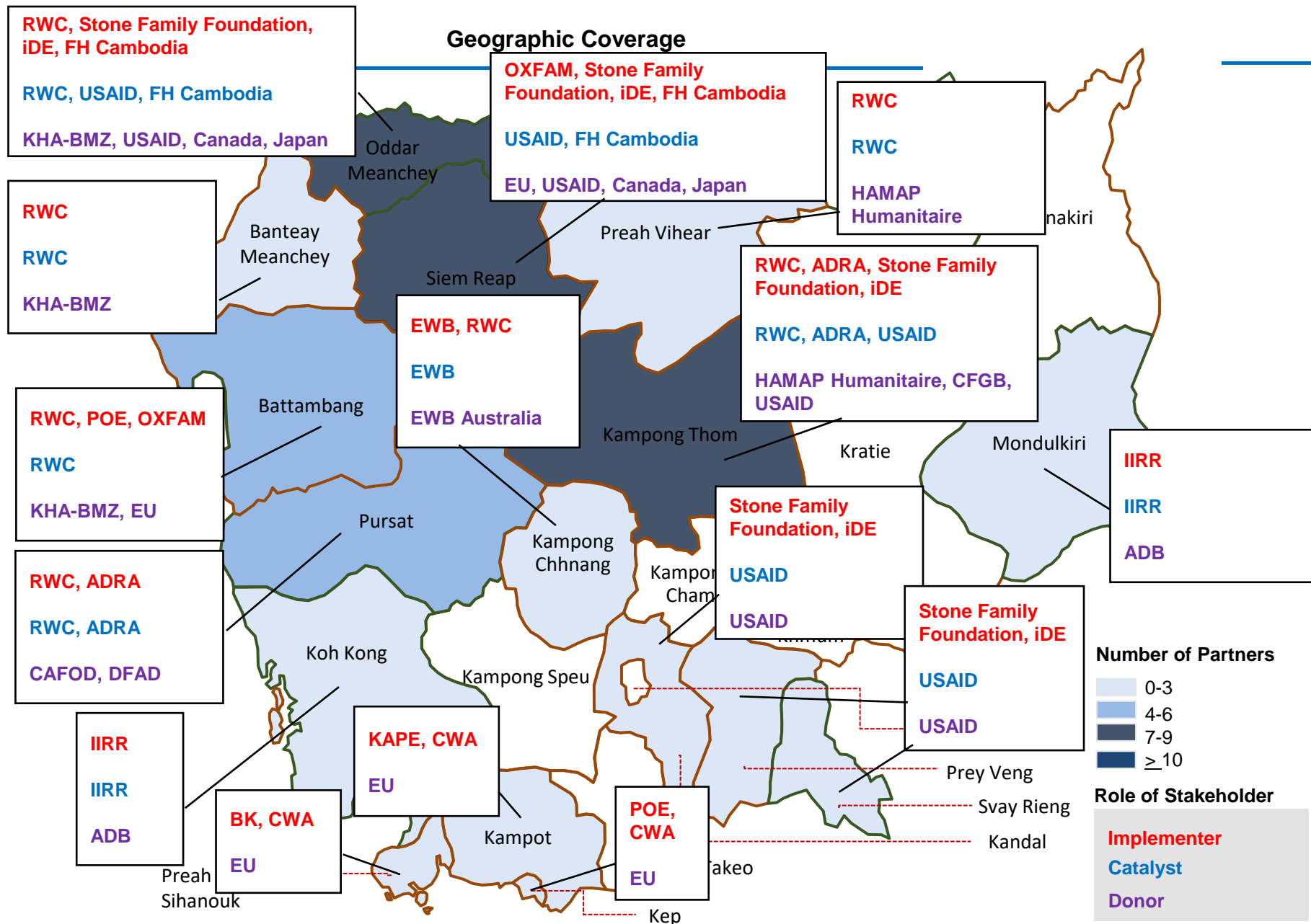
Who supports the construction/rehabilitation of water and sanitation facilities (Households) 1 of 5

This action is led by the Ministry of Health, Ministry of Agriculture, Forestry and Fisheries, Ministry of Tourism, Ministry of Environment, Ministry of Water Resources and Meteorology and Ministry of Rural Development, and is supported by 9 implementers



Who supports the construction/rehabilitation of water and sanitation facilities (Villages) 2 of 5

This action is led by the Ministry of Health, Ministry of Agriculture, Forestry and Fisheries, Ministry of Tourism, Ministry of Environment, Ministry of Water Resources and Meteorology and Ministry of Rural Development, and is supported by 11 implementers



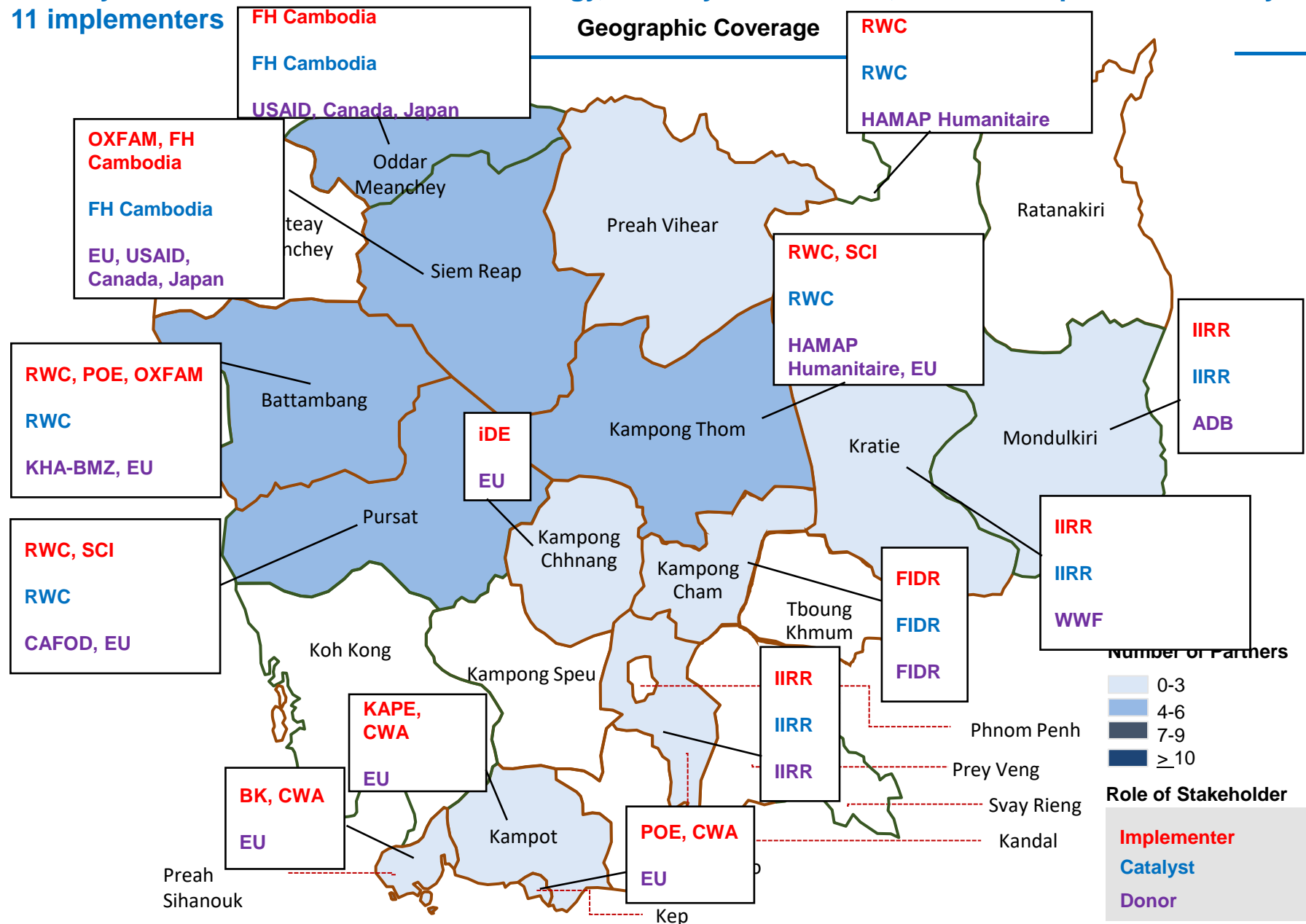
Population Coverage

District	Villages	Coverage
Banteay Meanchey	105	16.0%
Battambang	1,022	123.1%
Kampong Cham		
Kampong Chhnang	22	3.9%
Kampong Speu		
Kampong Thom	157	20.5%
Kampot	11	2.3%
Kandal	115	11.4%
Koh Kong	7	5.9%
Kratie		
Mondulakiri	17	18.5%
Phnom Penh		
Preah Vihear	22	9.5%
Prey Veng	156	13.6%
Pursat	150	29.4%
Ratanakiri		
Siem Reap	131	14.4%
Preah Sihanouk	11	9.9%
Stung Treng		
Svay Rieng	41	5.9%
Takeo		
Oddar Meanchey	160	52.6%
Kep	13	72.2%
Pailin		
Tboung Khmum		



Who supports the construction/rehabilitation of water and sanitation facilities (Primary schools) 3

of 5 This action is led by the Ministry of Health, Ministry of Agriculture, Forestry and Fisheries, Ministry of Tourism, Ministry of Environment, Ministry of Water Resources and Meteorology, Ministry of Education, Youth and Sport and Ministry of Rural Development, and is supported by 11 implementers



Population Coverage

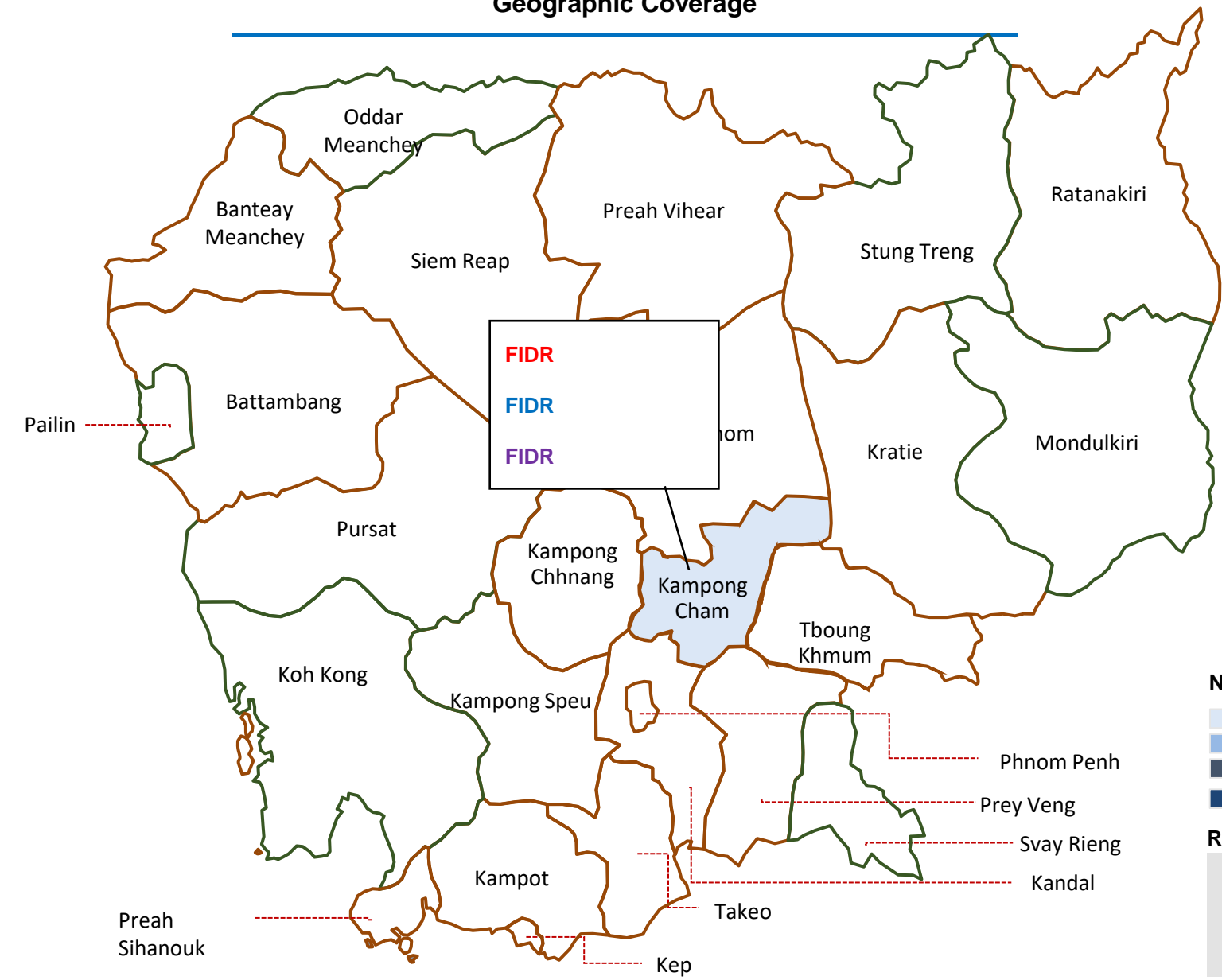
District	Primary schools	Coverage
Banteay Meanchey		
Battambang	8	1.2%
Kampong Cham	2	0.5%
Kampong Chhnang	15	5.4%
Kampong Speu		
Kampong Thom	28	5.7%
Kampot	11	3.5%
Kandal	8	2.1%
Koh Kong		
Kratie	2	0.7%
Mondulkiri	1	1.1%
Phnom Penh		
Preah Vihear	15	6.6%
Prey Veng		
Pursat	3	1.0%
Ratanakiri		
Siem Reap	28	5.6%
Preah Sihanouk	11	15.3%
Stung Treng		
Svay Rieng		
Takeo		
Oddar Meanchey	60	27.5%
Kep	13	59.1%
Pailin		
Tboung Khmum		



Who supports the construction/rehabilitation of water and sanitation facilities (Secondary schools) 4 of 5

This action is led by the Ministry of Education, Youth and Sport, and is supported by 1 implementer

Geographic Coverage



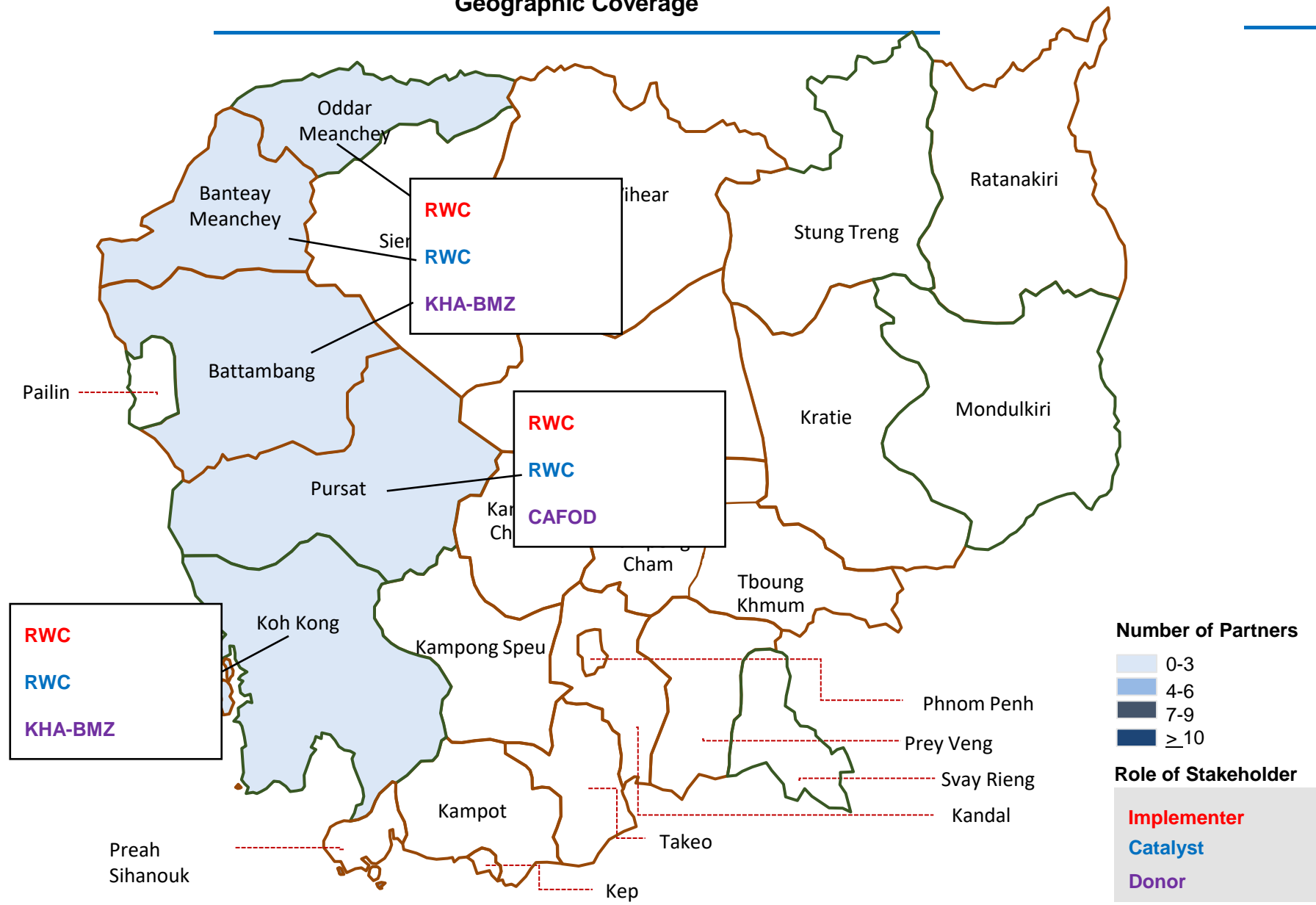
Population Coverage

District	Secondary schools	Coverage
Banteay Meanchey		
Battambang		
Kampong Cham	2	1.6%
Kampong Chhnang		
Kampong Speu		
Kampong Thom		
Kampot		
Kandal		
Koh Kong		
Kratie		
Mondulkiri		
Phnom Penh		
Preah Vihear		
Prey Veng		
Pursat		
Ratanakiri		
Siem Reap		
Preah Sihanouk		
Stung Treng		
Svay Rieng		
Takeo		
Oddar Meanchey		
Kep		
Pailin		
Tboung Khmum		

Who supports the construction/rehabilitation of water and sanitation facilities (Health centers) 5 of 5

This action is led by the Ministry of Health, and is supported by 1 implementer

Geographic Coverage



Population Coverage

District	Health centres	Coverage
Banteay Meanchey	21	
Battambang	119	
Kampong Cham		
Kampong Chhnang		
Kampong Speu		
Kampong Thom		
Kampot		
Kandal		
Koh Kong	11	
Kratie		
Mondulkiri		
Phnom Penh		
Preah Vihear		
Prey Veng		
Pursat	19	
Ratanakiri		
Siem Reap		
Preah Sihanouk		
Stung Treng		
Svay Rieng		
Takeo		
Oddar Meanchey	10	
Kep		
Pailin		
Tboung Khmum		

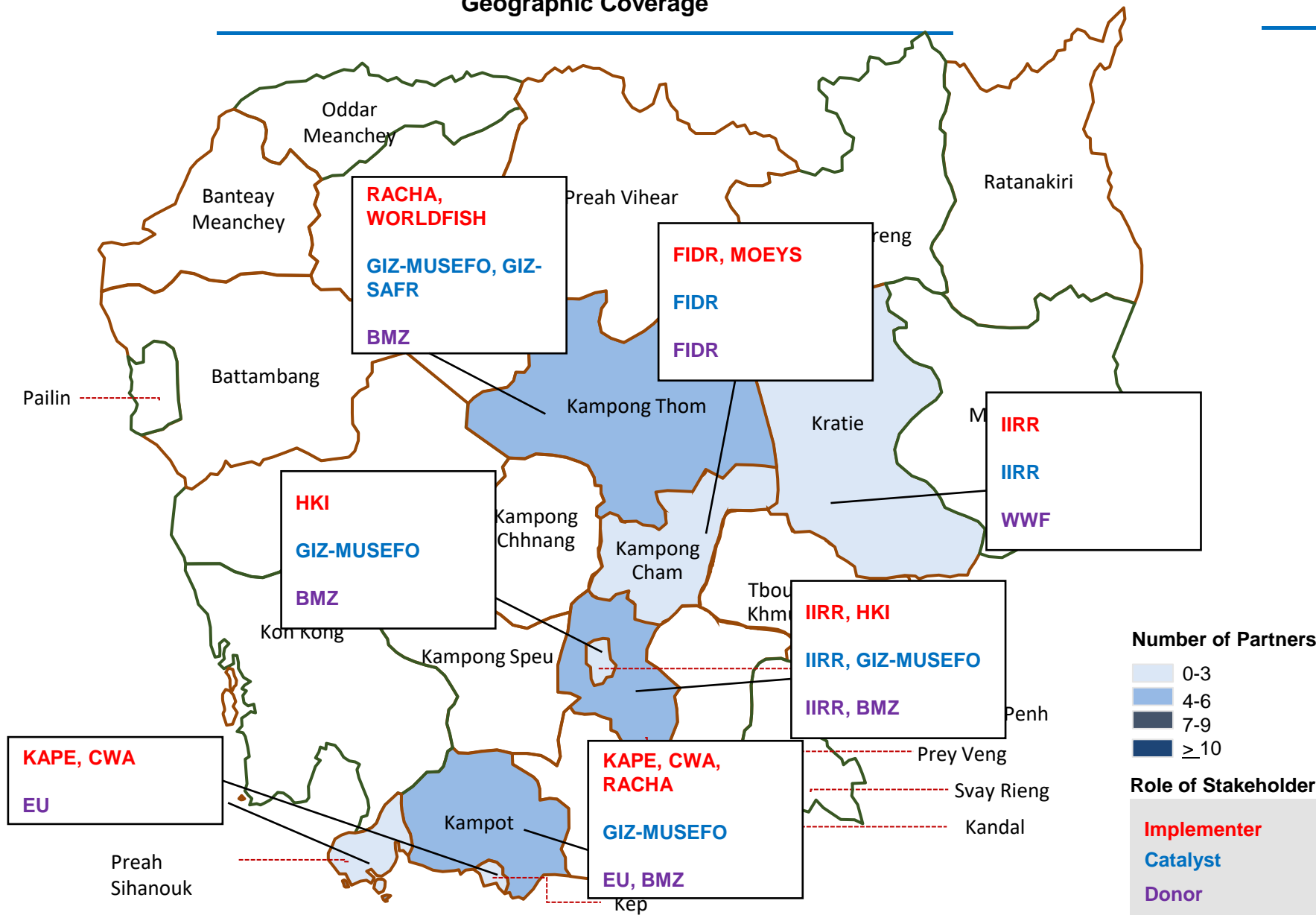
Promotion of Hygiene Practices

Who supports the promotion of hygiene practices, such as hand washing, latrine use, safe drinking water consumption, etc (Primary school-aged children) 1 of 4



This action is led by the Ministry of Education, Youth and Sport, Ministry of Health, council for Agricultural and Rural Development, Ministry of Agriculture, Forestry and Fisheries and Ministry of Interior, and is supported by 8 implementers

Geographic Coverage



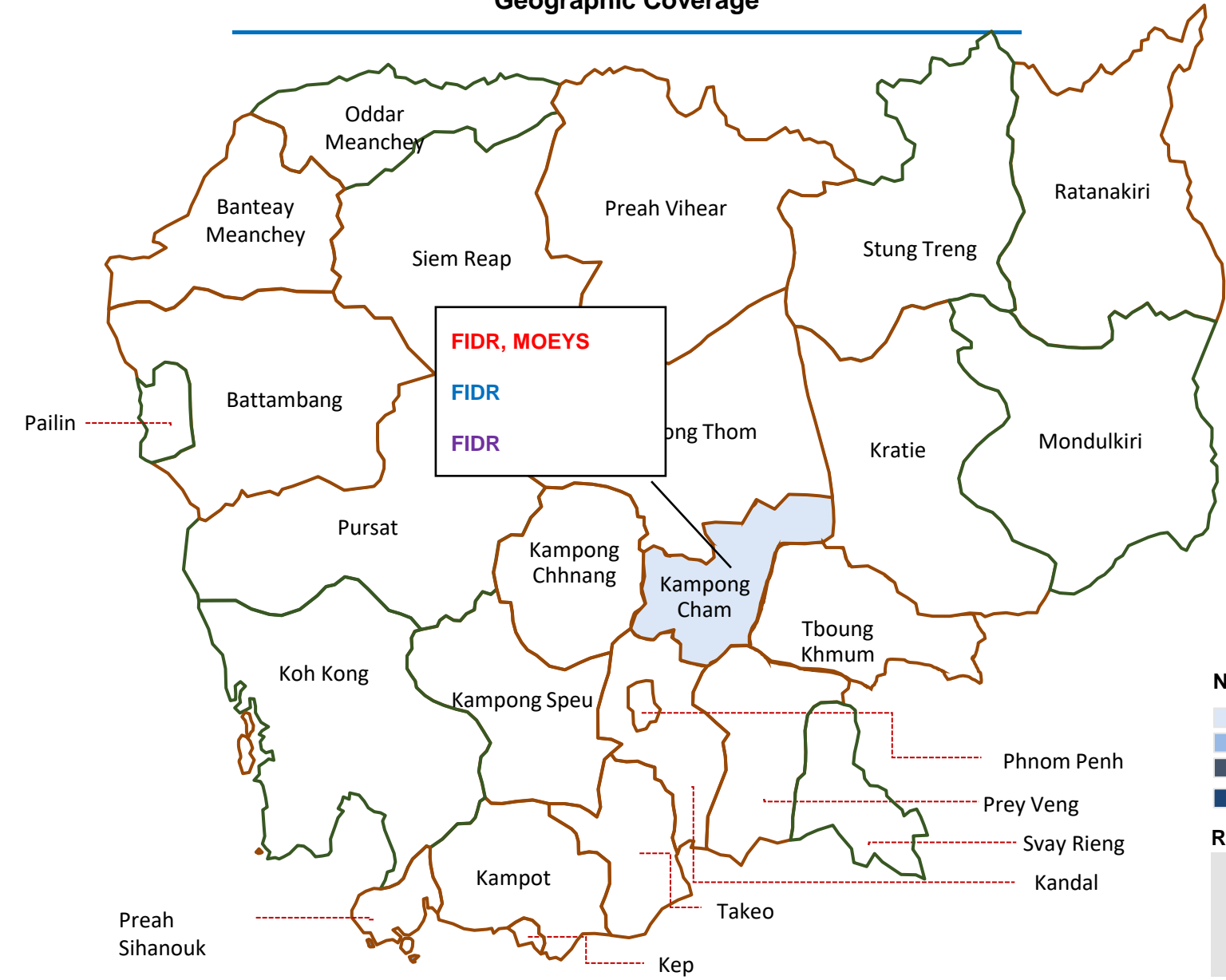
Population Coverage

District	Primary school-aged children	Coverage
Banteay Meanchey		
Battambang		
Kampong Cham	1,191	1.1%
Kampong Chhnang		
Kampong Speu		
Kampong Thom	1,156	1.4%
Kampot	1,153	1.6%
Kandal	3,279	2.3%
Koh Kong		
Kratie	50	0.1%
Mondulkiri		
Phnom Penh	11,397	4.2%
Preah Vihear		
Prey Veng		
Pursat		
Ratanakiri		
Siem Reap		
Preah Sihanouk	550	1.5%
Stung Treng		
Svay Rieng		
Takeo		
Oddar Meanchey		
Keap	650	12.9%
Pailin		
Tboung Khmum		

Who supports the promotion of hygiene practices, such as hand washing, latrine use, safe drinking water consumption, etc (Secondary school-aged children) 2 of 4

This action is led by the Ministry of Education, Youth and Sport, and is supported by 1 implementer

Geographic Coverage



Population Coverage

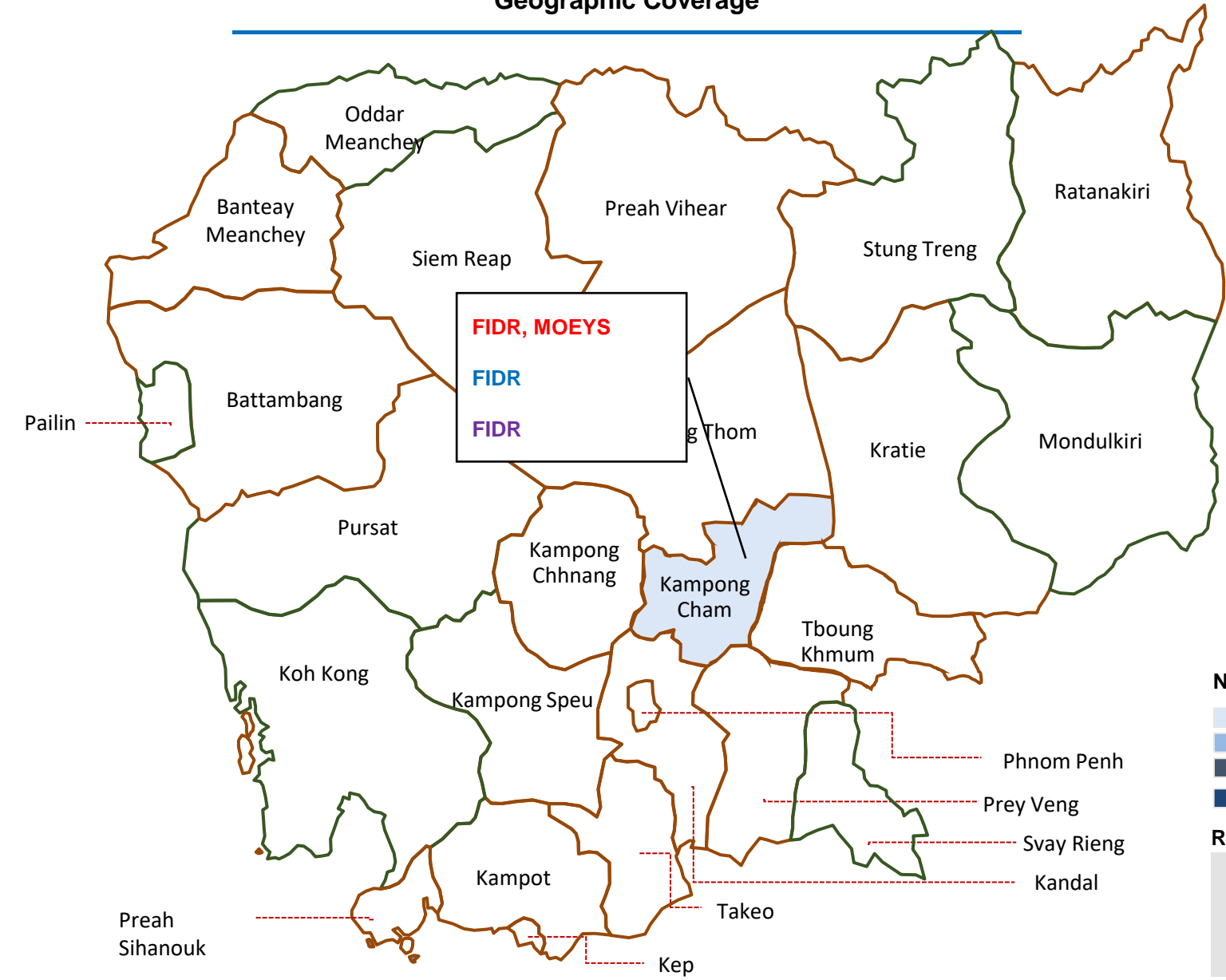
District	Secondary school-aged children	Coverage
Banteay Meanchey		
Battambang		
Kampong Cham	1,419	2.1%
Kampong Chhnang		
Kampong Speu		
Kampong Thom		
Kampot		
Kandal		
Koh Kong		
Kratie		
Monduliri		
Phnom Penh		
Preah Vihear		
Prey Veng		
Pursat		
Ratanakiri		
Siem Reap		
Preah Sihanouk		
Stung Treng		
Svay Rieng		
Takeo		
Oddar Meanchey		
Kep		
Pailin		
Tboung Khmum		

Promotion of a Clean Living Environment

Who supports the promotion of a clean living environment (Primary school-aged children) 1 of 4

This action is led by the Ministry of Education, Youth and Sports, and is supported by 2 implementers

Geographic Coverage



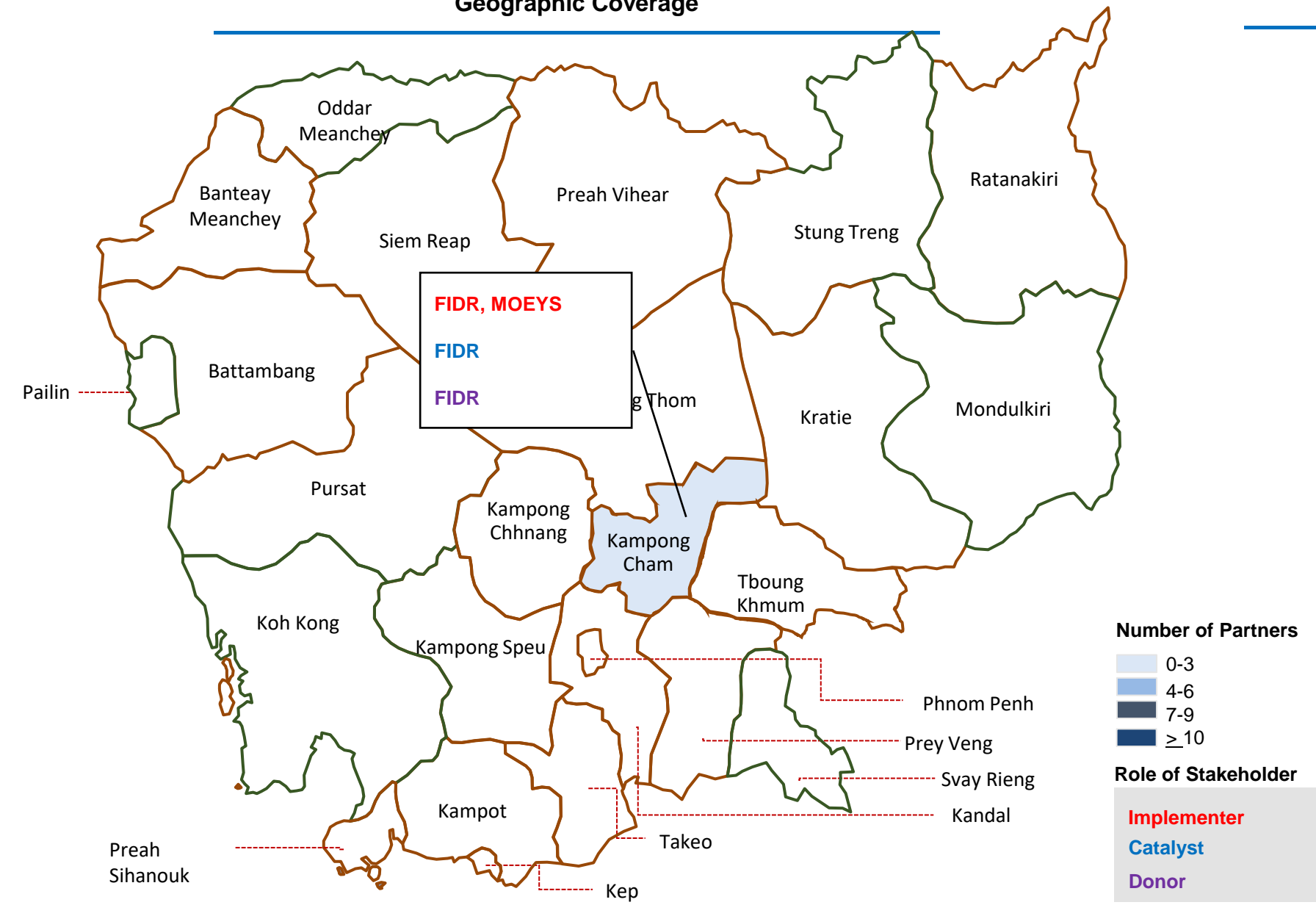
Population Coverage

District	Primary school-aged children	Coverage
Banteay Meanchey		
Battambang		
Kampong Cham	1,191	1.1%
Kampong Chhnang		
Kampong Speu		
Kampong Thom		
Kampot		
Kandal		
Koh Kong		
Kratie		
Mondulkiri		
Phnom Penh		
Preah Vihear		
Prey Veng		
Pursat		
Ratanakiri		
Siem Reap		
Preah Sihanouk		
Stung Treng		
Svay Rieng		
Takeo		
Oddar Meanchey		
Kep		
Pailin		
Tboung Khmum		

Who supports the promotion of a clean living environment (Secondary school-aged children) 2 of 4

This action is led by the Ministry of Education, Youth and Sports, and is supported by 2 implementers

Geographic Coverage



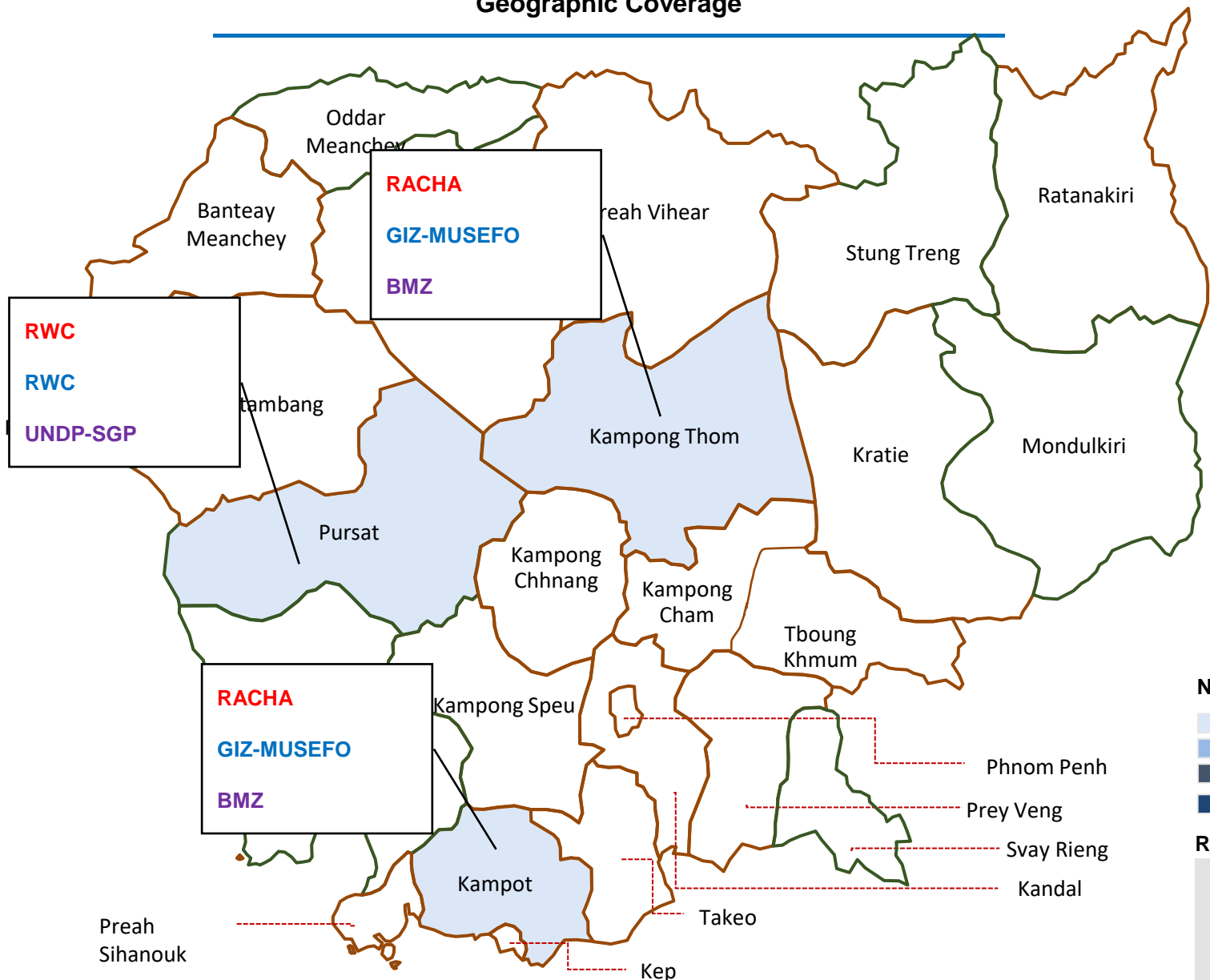
Population Coverage

District	Secondary school-aged children	Coverage
Banteay Meanchey		
Battambang		
Kampong Cham	1,419	2.1%
Kampong Chhnang		
Kampong Speu		
Kampong Thom		
Kampot		
Kandal		
Koh Kong		
Kratie		
Mondulkiri		
Phnom Penh		
Preah Vihear		
Prey Veng		
Pursat		
Ratanakiri		
Siem Reap		
Preah Sihanouk		
Stung Treng		
Svay Rieng		
Takeo		
Oddar Meanchey		
Kep		
Pailin		
Tboung Khmum		

Who supports the promotion of a clean living environment (Households) 3 of 4

This action is led by the Council for Agricultural and Rural Development, Ministry of Health and Ministry of Environment, and is supported by 2 implementers

Geographic Coverage



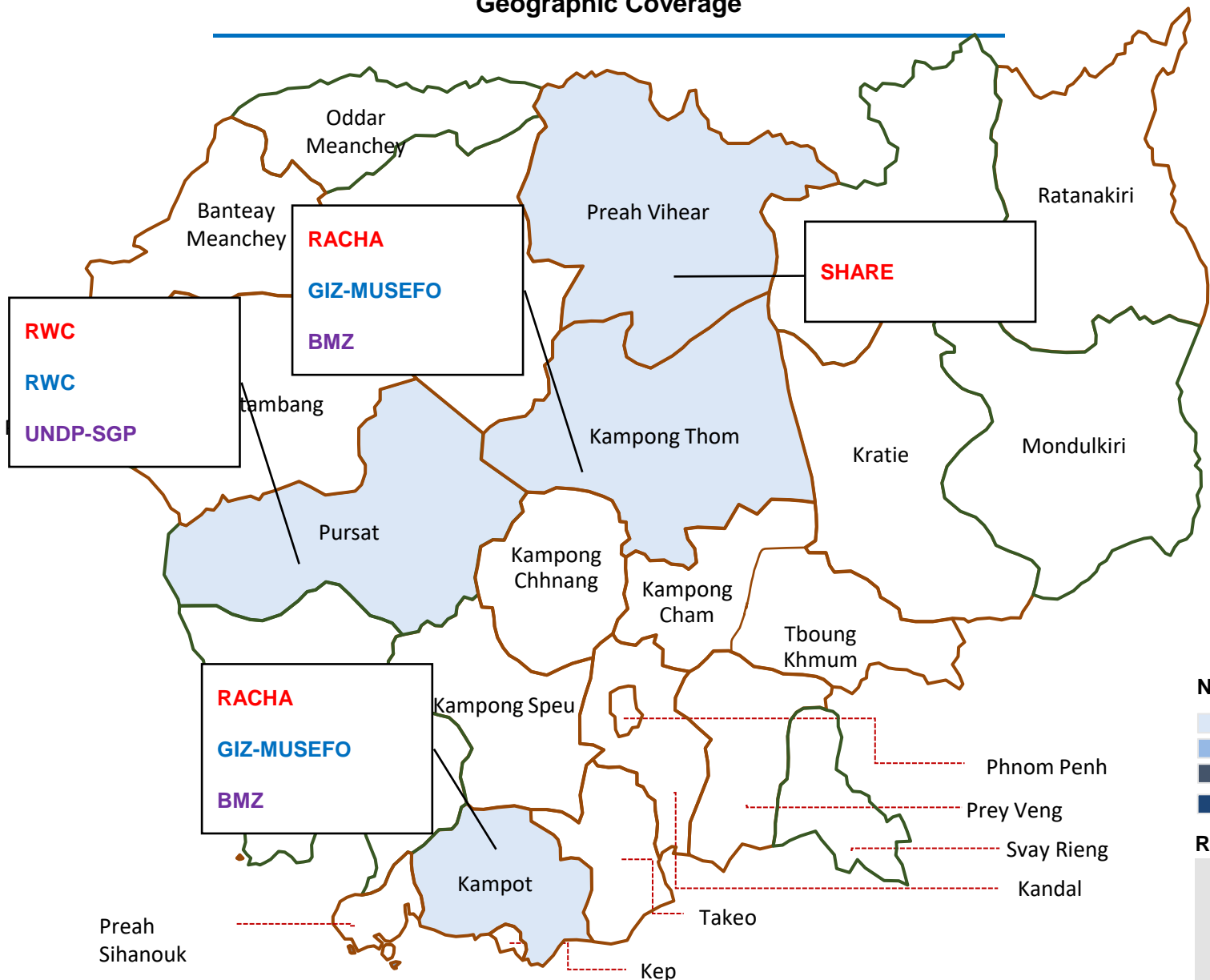
Population Coverage

District	Households	Coverage
Banteay Meanchey		
Battambang		
Kampong Cham		
Kampong Chhnang		
Kampong Speu		
Kampong Thom	1,690	1.1%
Kampot	1,220	0.9%
Kandal		
Koh Kong		
Kratie		
Mondulkiri		
Phnom Penh		
Preah Vihear		
Prey Veng		
Pursat	120	0.1%
Ratanakiri		
Siem Reap		
Preah Sihanouk		
Stung Treng		
Svay Rieng		
Takeo		
Oddar Meanchey		
Kep		
Pailin		
Tboung Khmum		

Who supports the promotion of a clean living environment (Villages) 4 of 4

This action is led by the Council for Agricultural and Rural Development, Ministry of Health and Ministry of Environment, and is supported by 3 implementers

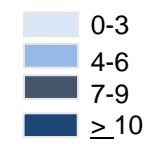
Geographic Coverage



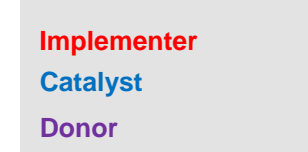
Population Coverage

District	Villages	Coverage
Banteay Meanchey		
Battambang		
Kampong Cham		
Kampong Chhnang		
Kampong Speu		
Kampong Thom	90	11.8%
Kampot	90	18.4%
Kandal		
Koh Kong		
Kratie		
Mondulkiri		
Phnom Penh		
Preah Vihear	39	16.8%
Prey Veng		
Pursat	1	0.2%
Ratanakiri		
Siem Reap		
Preah Sihanouk		
Stung Treng		
Svay Rieng		
Takeo		
Oddar Meanchey		
Kep		
Pailin		
Tboung Khmum		

Number of Partners



Role of Stakeholder

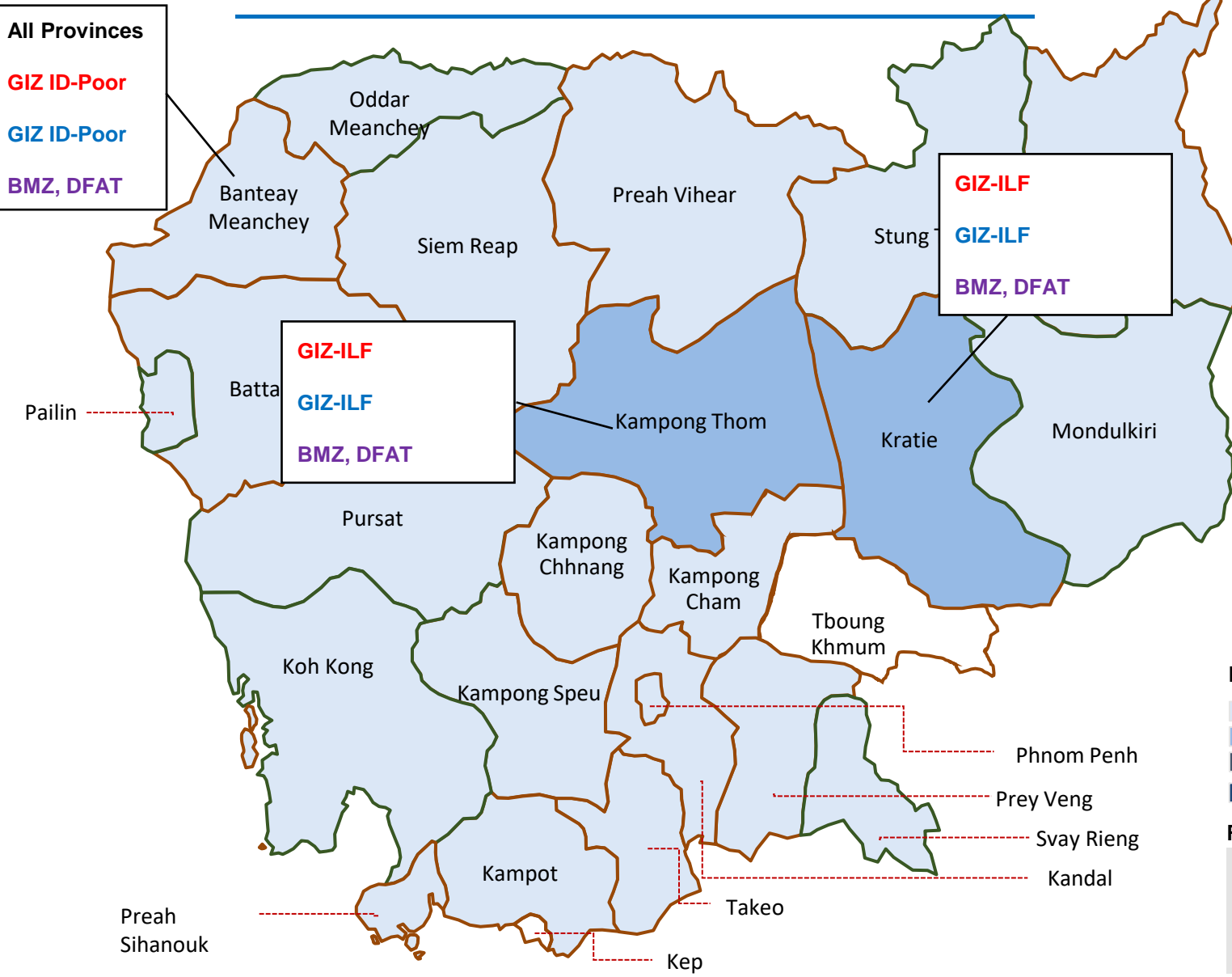


Provision of Nutritious Food Aid During Emergency/Disaster

Who supports the provision of nutritious food aid during emergency/disasters (Households) 1 of 1

This action is led by the Ministry of Planning and Ministry of Agriculture, Forestry and Fisheries, and is supported by 3 implementers

Geographic Coverage



Population Coverage

District	Households	Coverage
Banteay Meanchey	31,831	16.8%
Battambang	91,783	40.4%
Kampong Cham	48,058	22.1%
Kampong Chhnang	27,041	21.4%
Kampong Speu	24,349	12.4%
Kampong Thom	43,596	27.1%
Kampot	25,228	17.6%
Kandal	36,037	13.6%
Koh Kong	9,035	32.2%
Kratie	28,040	32.5%
Mondulkiri	4,792	23.5%
Phnom Penh	33,184	6.6%
Preah Vihear	14,848	26.2%
Prey Veng	52,028	19.5%
Pursat	28,029	27.0%
Ratanakiri	15,349	30.9%
Siem Reap	50,266	22.4%
Preah Sihanouk	6,615	14.0%
Stung Treng	9,930	27.7%
Svay Rieng	23,440	17.7%
Takeo	38,853	18.6%
Oddar Meanchey	11,451	18.8%
Kep	1,799	18.7%
Pailin	5,614	32.7%
Tboung Khmum	40,574	22.7%

7. Key Messages

Key Messages

A total of 24 actions were implemented, and between all actions, all 25 provinces were reached.

These actions were implemented by 55 implementers, 34 catalysts, 39 donors and 15 ministries.

Ministry of Health (MoH) was the most active ministry, responsible for 16 actions, followed by Ministry of Agriculture, Forestry and Fisheries (MAFF) with 9 actions.

The least implemented actions were ‘micronutrient supplementation for pregnant and lactating women’ (0 implementers), ‘conditional cash transfers dependent on engagement with health/nutrition services’ (0 implementers), ‘micronutrient supplementation for infants children’ (2 implementers), and ‘management of overweight/obesity’ (2 implementers).

11 actions reached 25% of provinces or less.

4 actions - ‘Breastfeeding education and counselling on optimal breastfeeding practices’, ‘promotion of hygiene practices, such as hand washing, latrine use, safe drinking water consumption, etc.’, ‘wash promotion’, and ‘provision of nutritious food aid during emergency/disasters’ - had 100% coverage, reaching all 25 provinces.

The most reached target groups were households (13 actions), pregnant women (9 actions), and smallholder farmers (7 actions).

The most utilised delivery mechanisms were trainings (19 actions), VHSGs (15 actions), and meetings/workshops (12 actions).

A total of 42 implementation mechanisms were utilised.