

Liberia

Policy & Plan Overview

1st June 2020



UN Network



REACH

ACCELERATING THE SCALE-UP OF FOOD AND NUTRITION ACTIONS



Part 1: Landscape of related legal, regulatory, policy, strategy & planning frameworks

Nutrition-related documents classified by framework type: legal and regulatory plus decrees, policy, strategy and/or plan (1/3)

National Development Strategy (PAPD)

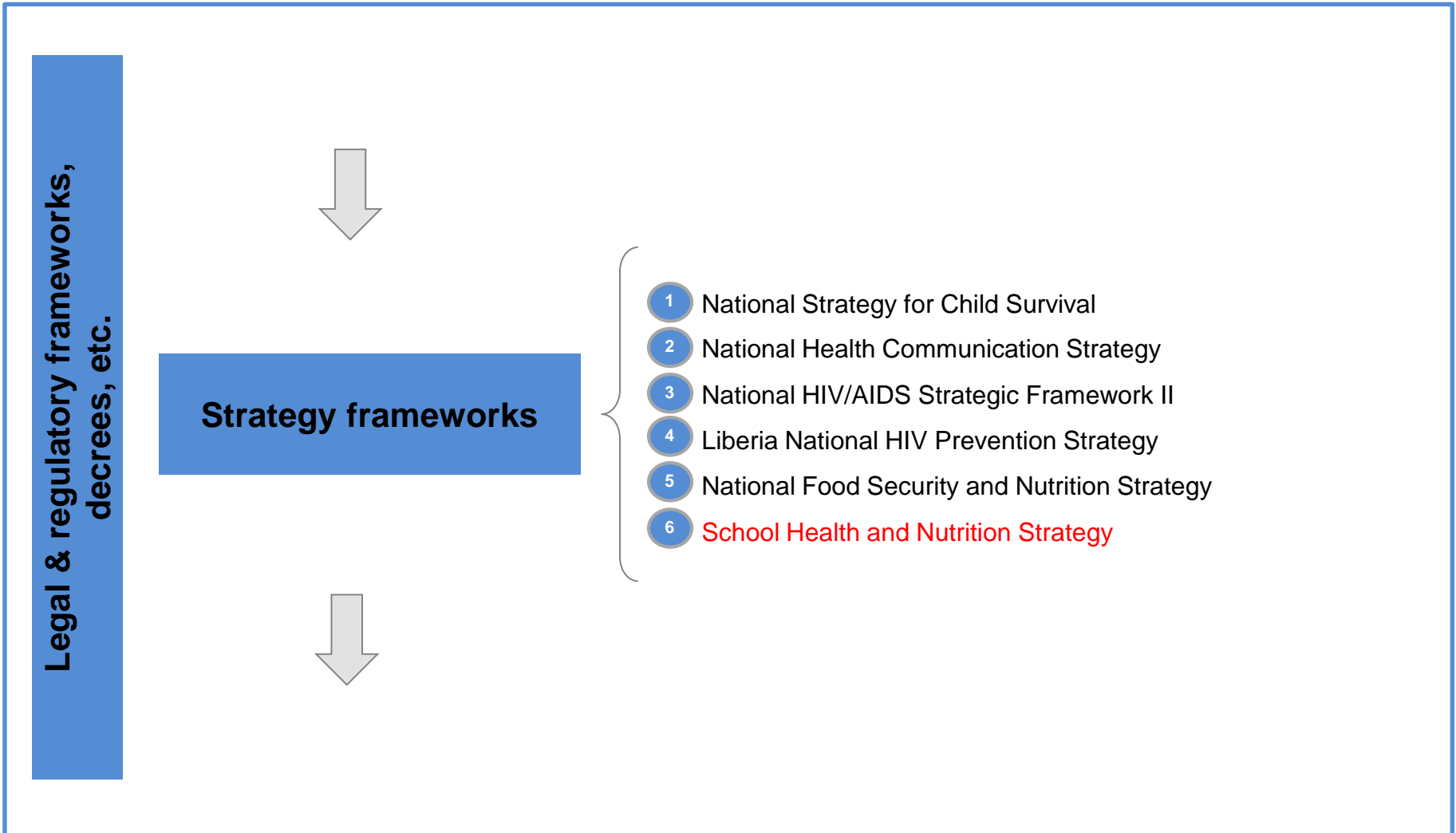
Legal & regulatory frameworks,
decrees, etc.

Policy frameworks

- 1 National Nutrition Policy (NNP)
- 2 National Health and Social Welfare Policy
- 3 National HR Policy and Plan for Health and Social Welfare
- 4 National Health and Social Welfare Decentralization Policy and Strategy
- 5 Liberia Sexual and Reproductive Health Policy
- 6 National Community Health Services Policy
- 7 Water Supply and Sanitation Policy
- 8 Food and Agriculture Policy and Strategy
- 9 Fisheries and Aquaculture Policy and Strategy
- 10 **Liberia National Livestock Policy**
- 11 Land Rights Policy
- 12 National Policy and Response Strategy on Climate Change
- 13 National Policy on Girls' Education
- 14 National Inter-Sectoral Policy on Early Child Development
- 15 Liberia National Education Sector HIV and Aids Policy
- 16 National School Health Policy
- 17 National School Feeding Policy
- 18 National Social Protection Policy and Strategy
- 19 National Gender Policy

Nutrition-related documents classified by framework type: legal and regulatory plus decrees, policy, strategy and/or plan (2/3)

National Development Strategy (PAPD)



Nutrition-related documents classified by framework type: legal and regulatory plus decrees, policy, strategy and/or plan (3/3)

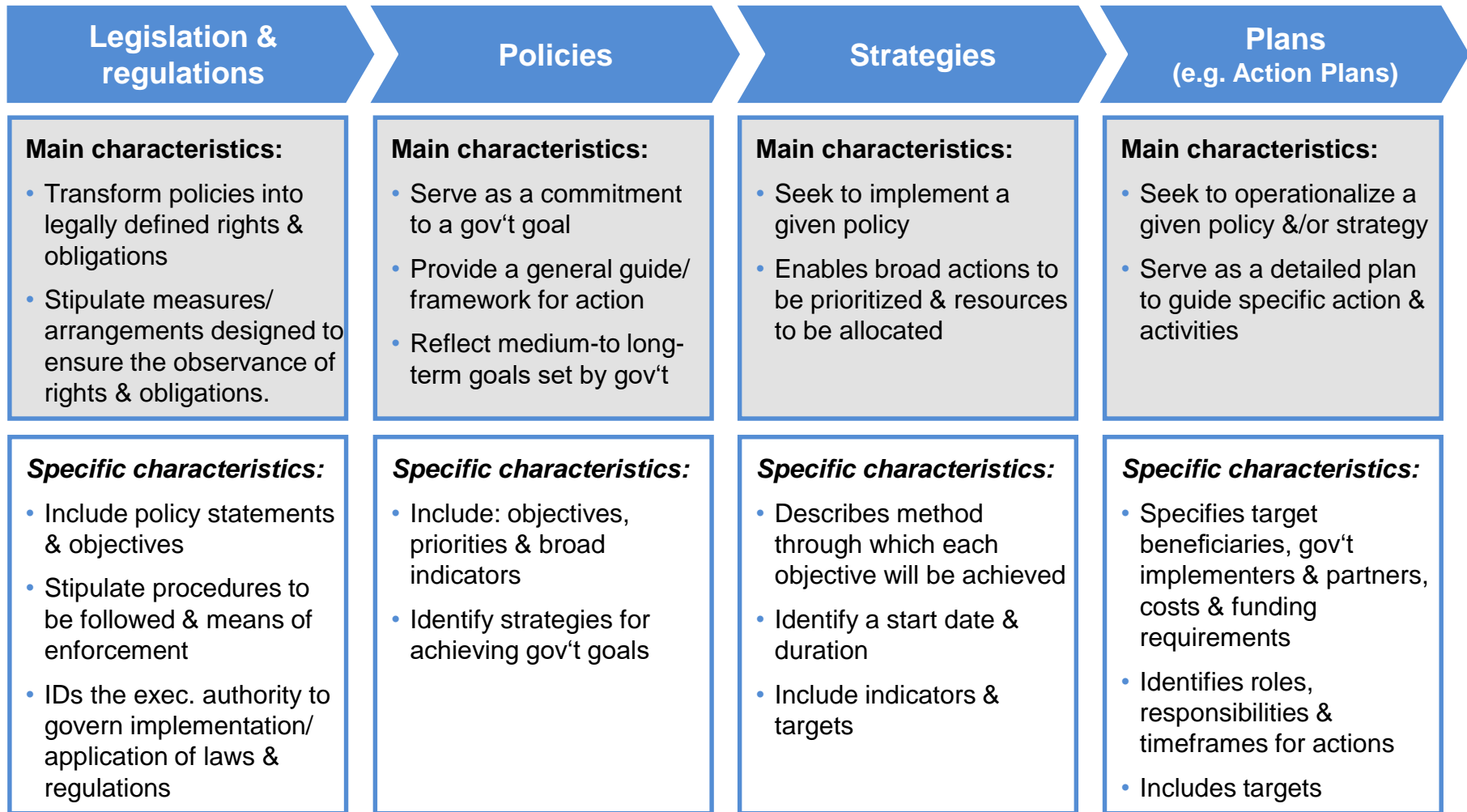
National Development Strategy (PAPD)

Legal & regulatory frameworks,
decrees, etc.

Planning frameworks

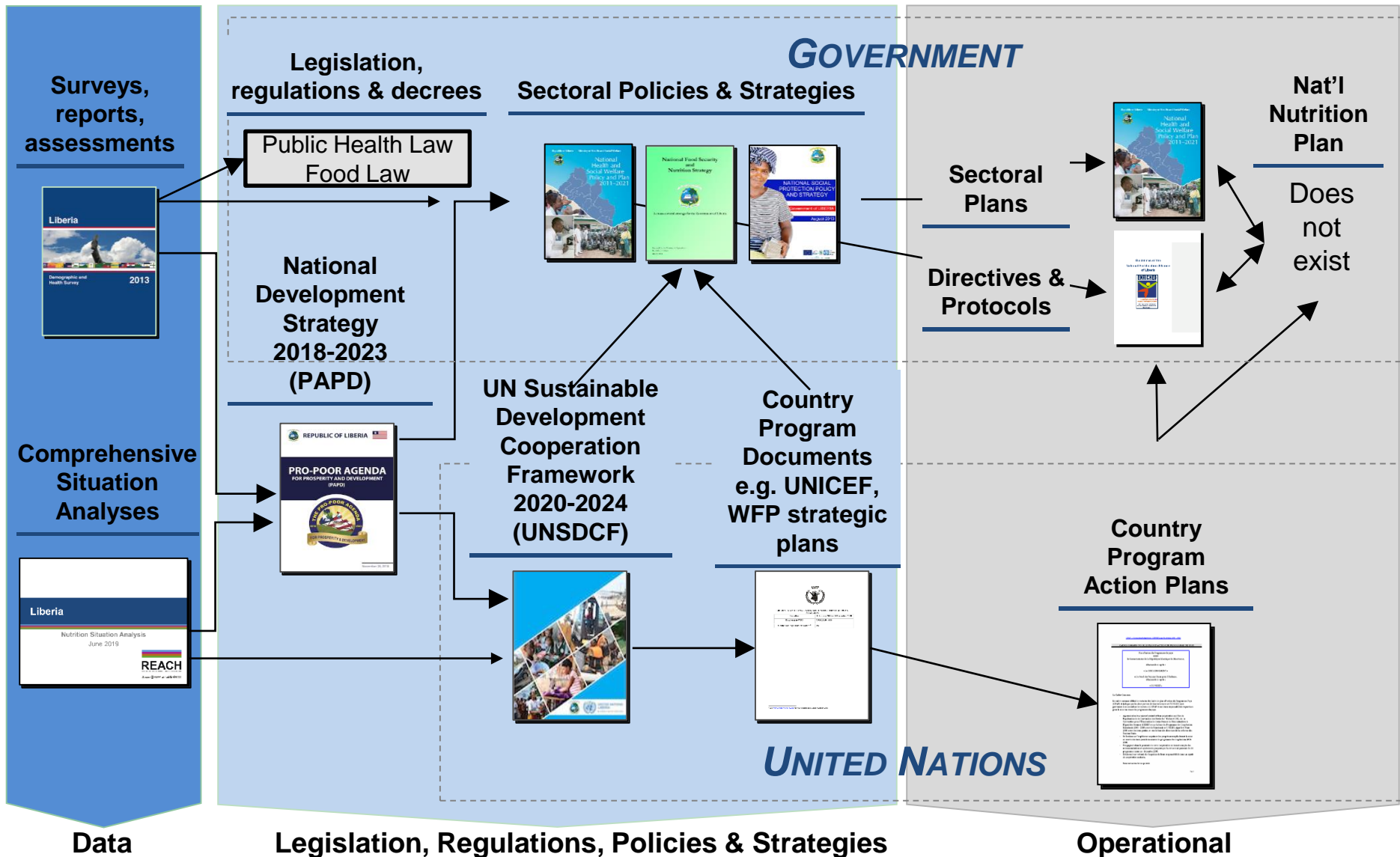
- 1 The National ENA Implementation Plan for Liberia
- 2 National Health and Social Welfare Plan
- 3 National HR Policy and Plan for Health and Social Welfare
- 4 Investment Plan for Building a Resilient Health System
- 5 Joint National Action Plan for Health Security (NAPHS)
- 6 Action Plan to Reduce Maternal & New-born Mortality
- 7 Liberia Family Planning Costed Implementation Plan
- 8 National HIV and AIDS Strategic Plan
- 9 National Malaria Strategic Plan
- 10 Malaria Operational Plan
- 11 Liberia Community Health Roadmap
- 12 National Water Sanitation & Hygiene Commission Strategic Plan
- 13 Liberia WASH Sector Investment Plan
- 14 Food Security and Nutrition Strategy Action Plan
- 15 Liberian Agricultural Sector Investment Plan (LASIP) II
- 16 Getting to Best Education Sector Plan
- 17 National Education Sector HIV and AIDS Strategic Plan

Making the distinction between legal/regulatory, policy, strategy and planning frameworks



Ideally, the relationships with other relevant frameworks should be identified to foster a coherent approach to nutrition

A basic mapping of policy, strategy and operational frameworks to understand national policy and planning processes/flows



Taking stock of legal and regulatory frameworks as well as decrees related to nutrition

| | Document | Year passed | Responsible | Partners |
|--|---|-------------------------|-----------------------------------|----------|
|  | Public Health Law (Revised) | 2019 (Under Validation) | Ministry of Health | N/A |
|  | Food Law of Liberia | 2017 | Ministry of Foreign Affairs | N/A |
|  | Veterinary and Animal Law | 2015 | Ministry of Agriculture | N/A |
|  | Decent Work Act | 2015 | Ministry of Labour | N/A |
|  | Children's Law of Liberia | 2011 | Government of Liberia | N/A |
|  | Education Reform Act | 2011 | Government of Liberia | N/A |
|  | Administrative Regulation – Wheat Flour Fortification | 2017 | Ministry of Commerce and Industry | N/A |







Taking stock of national policies and strategies related to nutrition (1/5)

| Document | Period covered | Responsible | Partners |
|--|----------------|--|------------------------------|
|  Pro-poor Agenda For Prosperity and Development (PAPD) | 2018 - 2023 | Ministry of Finance and Development Planning | UNDP |
|  National Nutrition Policy (NNP) | 2019 - 2024 | Ministry of Health | UNICEF |
|  National Health and Social Welfare Policy | 2011 - 2021 | Ministry of Health | Not Specified |
|  National Human Resources Policy and Plan for Health and Social Welfare | 2011 - 2021 | Ministry of Health | Not Specified |
|  National Strategy for Child Survival | 2008 - 2011 | Ministry of Health | USAID, UNICEF, WHO |
|  National Health Communication Strategy | 2016-2021 | Ministry of Health | Africare, UNICEF, USAID, WHO |







Taking stock of national policies and strategies related to nutrition (2/5)

| Document | Period covered | Responsible | Partners | |
|--|---|-------------|--|--|
|  | Liberia Sexual and Reproductive Health Policy | 2010 | Ministry of Health | Not specified |
|  | National HIV/AIDS Strategic Framework II | 2010 - 2014 | National Aids Commission | UNAIDS, UNICEF, USAID, WHO, World Bank |
|  | Liberia National HIV Prevention Strategy | 2017 - 2020 | National Aids Commission | Multiple UN, development partners, NGOs and others* |
|  | National Health and Social Welfare Decentralization Policy and Strategy | 2012 | Ministry of Health | Not Specified |
|  | National Community Health Services Policy | 2011 | Ministry of Health | Multiple UN, development partners, NGOs and others** |
|  | Water Supply and Sanitation Policy | 2009 | Ministry of Land, Mines and Energy, Ministry of Public Works | Not Specified |



Taking stock of national policies and strategies related to nutrition (3/5)

| Document | Period covered | Responsible | Partners |
|--|----------------------------|---------------------------------|----------------------------|
|  National Food Security and Nutrition Strategy | 2008 | Ministry of Agriculture | Not Specified |
|  Food and Agriculture Policy and Strategy | 2008 | Ministry of Agriculture | FAO, IFAD, World Bank, WFP |
|  Fisheries and Aquaculture Policy and Strategy | 2014 | Ministry of Agriculture | Not Specified |
|  Liberia National Livestock Policy | Document under development | | |
|  Land Rights Policy | 2013 | Land Commission | Not Specified |
|  National Policy and Response Strategy on Climate Change Liberia | 2018 | Environmental Protection Agency | Not Specified |







Taking stock of national policies and strategies related to nutrition (4/5)

| Document | Period covered | Responsible | Partners |
|--|----------------------------|---|---|
|  National Policy on Girls' Education | 2013 | Ministry of Education | Multiple UN, development partners, NGOs and others* |
|  National School Health Policy | 2019 | Ministry of Education, Ministry of Health, Ministry of Youth and Sports | UNFPA, WHO |
|  School Health and Nutrition Strategy | Document under development | | |
|  National Inter-Sectoral Policy on Early Childhood Development (NIPECD) | 2011 | Multiple Ministries** | Multiple UN, development partners, NGOs and others*** |
|  Liberia National Education Sector HIV & Aids Policy | 2010 - 2014 | Ministry of Education | UNESCO, UNICEF, Other UN Agencies |
|  National School Feeding Policy | 2013 | Ministry of Education | Not Specified |

Taking stock of national policies and strategies related to nutrition (5/5)

| Document | Period covered | Responsible | Partners | |
|--|--|-------------|------------------------------------|---|
|  | National Social Protection Policy and Strategy | 2013 | Ministry of Health | ADF, Concern, EC, JICA, UNICEF, World Bank, WFP |
|  | National Gender Policy | 2010 - 2015 | Ministry of Gender and Development | Multiple UN, development partners, NGOs and others* |






Taking stock of plans related to nutrition (1/3)

| Document | Period covered | Responsible | Partners | |
|--|---|-------------|---|--|
|  | The National Essential Nutrition Action (ENA) Implementation Plan for Liberia | 2012 - 2014 | Ministry of Health | Not Specified |
|  | National Health and Social Welfare Plan | 2011 - 2021 | Ministry of Health | Not Specified |
|  | National Human Resources Policy and Plan for Health and Social Welfare | 2011 - 2021 | Ministry of Health | Not Specified |
|  | Investment Plan for Building a Resilient Health System | 2015 - 2021 | Ministry of Health | WHO, USAID, CDC, UNFPA, UNICEF, UNMEER |
|  | Joint National Action Plan for Health Security (NAPHS) | 2018 - 2022 | Ministry of Health (MOH) and the National Public Institute of Liberia (NPHIL) | Not Specified |
|  | Accelerated Action Plan to Reduce Maternal and New-born Mortality | 2012 | Ministry of Health | Not specified |

Taking stock of plans related to nutrition (2/3)

| Document | Period covered | Responsible | Partners | |
|--|---|-------------|--|--|
|  | Liberia Family Planning Costed Implementation Plan | 2018 - 2022 | Ministry of Health | Multiple UN, development partners, NGOs and others* |
|  | National HIV and AIDS Strategic Plan | 2015 - 2020 | National AIDS Commission | Global Fund, USAID, UN Theme Group, SIDA and EU |
|  | National Malaria Strategic Plan | 2016 - 2020 | Ministry of Health | WHO, Global Fund, USAID, CDC, CHAI, MSH, UNICEF, Mentor Initiative |
|  | Malaria Operational Plan | FY 2019 | Ministry of Health | US President's Malaria Initiative |
|  | Liberia Community Health Roadmap | 2014 - 2017 | Ministry of Health | Multiple UN, development partners, NGOs and others** |
|  | The National Water Sanitation and Hygiene Commission Strategic Plan | 2019 - 2023 | National Water Sanitation and Hygiene Commission | UNDP, WaterAid |

Taking stock of plans related to nutrition (3/3)

| Document | Period covered | Responsible | Partners |
|--|----------------|--|--|
|  <p>Liberia WASH Sector Investment Plan 2012-2017</p> | 2012-2017 | National Water, Sanitation and Hygiene Promotion Committee | World Bank |
|  <p>Food Security and Nutrition Strategy Action Plan</p> | 2015 - 2020 | Ministry of Agriculture | Not Specified |
|  <p>Liberian Agricultural Sector Investment Plan II (LASIP II)</p> | 2018 - 2022 | Ministry of Agriculture | Multiple Ministries and Development Partners (not specified) |
|  <p>Getting to Best Education Sector Plan</p> | 2017 - 2021 | Ministry of Education | Multiple UN, development partners, NGOs and others* |
|  <p>National Education Sector HIV & AIDS Strategic Plan</p> | 2010 - 2014 | Ministry of Education | UNICEF, UNAIDS, UNESCO, UNFPA, World Bank |

Part 2: Overview of nutrition-related policies & strategies

Methodology: Applying the nutrition lens to the policy & strategy frameworks

Two streams of standardised criteria established to ascertain the extent to which nutrition is covered by policy and strategy frameworks

Nutrition is a key aspect of the policy/strategy

| | |
|-----------------|---|
| Stream 1 | Malnutrition acknowledged to be a problem by the policy/strategy |
| | Nutrition captured as an objective &/or nutrition indicator(s) (e.g. prevalence of stunting, wasting, micronutrient deficiencies) included in the policy/strategy |

| Coding | Example | Subtotal | Harvey ball |
|---------------------|-----------|----------|-------------|
| Yes (25%) / No (0%) | Yes (25%) | 25% | |
| Yes (25%) / No (0%) | No (0%) | | |

Individual nutrition actions/intervention strategies included

| | |
|-----------------|--|
| Stream 2 | # of nutrition actions ¹ included in the policy/strategy out of total nutrition actions |
| | # of nutrition actions ¹ related to that policy/strategy domain included in the policy/strategy out of total nutrition actions related to that policy/strategy domain |

| Coding | Example | Subtotal | Harvey ball |
|---|----------------------------|----------|-------------|
| 0%: 0% >0-19.9%: 5% >20-39.9%: 10% 40%-59.9%: 15% >60%-79.9%: 20% ≥ 80%: 25% | 3/15 CNAs (10%) | 30% | |
| 0%: 0% >0-19.9%: 5% >20-39.9%: 10% 40%-59.9%: 15% >60%-79.9%: 20% ≥ 80%: 25% | 3/4 relevant actions (20%) | | |

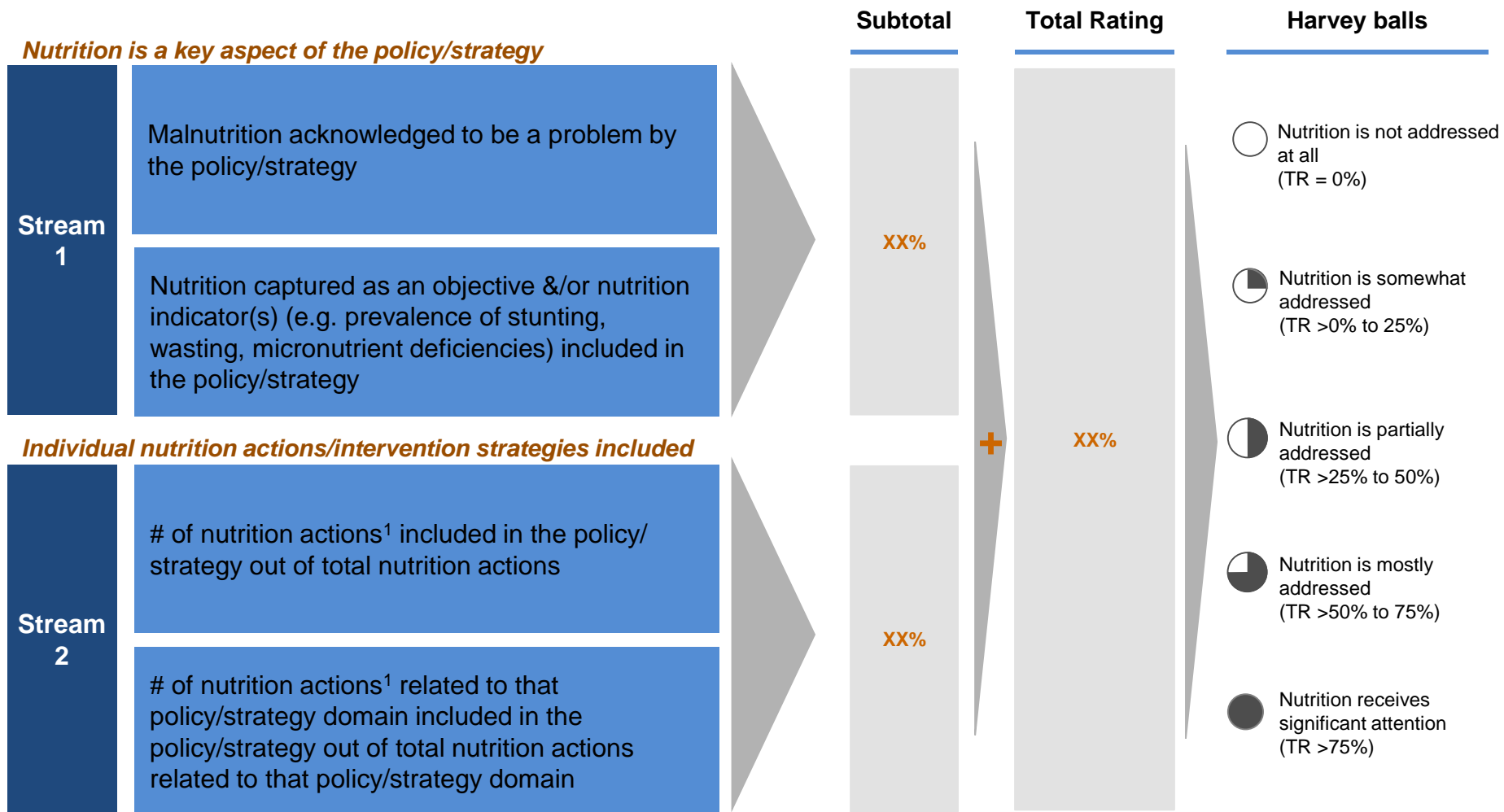
3/15 is 20% which implies a rating of 10% as per coding

3/4 is 75% which implies a rating of 20% as per coding

Total rating **55%**

¹These nutrition actions may be derived from the Country Nutrition Actions (CNAs), National Nutrition Action Plan or another agreed source

Subtotal scores of two streams summed into a total rating that is used to assign Harvey balls in order to estimate nutrition 'coverage' of policies/strategies



TR = Total Rating

Main findings & implications of the Policy & Strategy Overview

Multisectoral development policies and strategies mostly highlight the importance of good nutrition and have a multisectoral nutrition lens













| | Document | Period covered | Next revision | Responsible institution | Partners | Nutrition | Remarks |
|----------------|--|----------------|---------------|--|------------------------------|-----------|--|
| Multi-sectoral | Pro-poor Agenda For Prosperity and Development (PAPD) | 2018 - 2023 | 2023 | Ministry of Finance and Development Planning | UNDP | ● | <ul style="list-style-type: none"> 15/25 core nutrition actions, 15/25 relevant core nutrition actions <i>Strengths of doc:</i> Reduce Under-5 stunting (malnutrition) from 32 percent to 22 percent is a specific goal. Aims to scale up 10 direct nutrition interventions across the life cycle. <i>Weakness of doc:</i> Is a framework document - it is the sectors responsibility to plan and implement |
| | National Nutrition Policy | 2019 - 2024 | 2024 | Ministry of Health | UNICEF | ● | <ul style="list-style-type: none"> 18/25 core nutrition actions, 18/25 relevant core nutrition actions <i>Strengths of doc:</i> Multi-dimensional nutrition lens with goals, objectives, strategies essential for achieving optimal nutrition <i>Weakness of doc:</i> Multisectoral coordination approach needs to be set out in more detail, some key CNAs not included, and complementary plan to implement policy needed |
| Health | National Health and Social Welfare Policy | 2011 - 2021 | 2021 | Ministry of Health | Not Specified | ◐ | <ul style="list-style-type: none"> 10/25 core nutrition actions, 10/12 relevant core nutrition actions <i>Strengths of doc:</i> Targets key areas of nutrition under health sector including maternal, new-born and child nutrition. Recognises need for capacity building. Links to the 2009 National Nutrition Policy <i>Weakness of doc:</i> Nutrition is a small part of overall policy |
| | National Human Resources Policy and Plan for Health and Social Welfare | 2011 - 2021 | 2021 | Ministry of Health | Not Specified | ○ | <ul style="list-style-type: none"> 0/25 core nutrition actions, 0/12 relevant core nutrition actions <i>Strengths of doc:</i> States that food security and nutrition will be included as subjects in training and development <i>Weakness of doc:</i> Does not provide any details on the nutrition cadre |
| | National Strategy for Child Survival | 2008 - 2011 | TBD | Ministry of Health | USAID, UNICEF, WHO | ◐ | <ul style="list-style-type: none"> 7/25 core nutrition actions, 7/12 relevant core nutrition actions <i>Strengths of doc:</i> Nutrition a strategic focus - Some key nutrition interventions included in Basic Package of Health Services <i>Weakness of doc:</i> Document is now out of date relative to health and social welfare policy and National Nutrition Policy. |
| | National Health Communication Strategy | 2016-2021 | 2021 | Ministry of Health | Africare, UNICEF, USAID, WHO | ◐ | <ul style="list-style-type: none"> 5/25 core nutrition actions, 5/12 relevant core nutrition actions <i>Strengths of doc:</i> Has nutrition relevant objectives and nutrition indicators. Nutrition integrated in some of Essential Health Actions and Communication Objectives. Priority audiences include key nutrition target groups. <i>Weakness of doc:</i> No specific nutrition objectives articulated |

The National Nutrition Policy has recently been updated, providing an opportunity to push nutrition to the top of the agenda

Extent to which nutrition is addressed:






- Not at all
- ◐ Minimal
- ◑ Partial
- ◒ Adequate
- Significant

Health sector and water sector policies and strategies generally cover areas relevant to nutrition but there are opportunities to further strengthen linkages with other sectors











| | Document | Period covered | Next revision | Responsible institution | Partners | Nutrition | Remarks |
|--------|---|---|---------------|--------------------------|--|--|---|
| Health |  Liberia Sexual and Reproductive Health Policy | 2010 | TBD | Ministry of Health | Not Specified |  | <ul style="list-style-type: none"> 2/25 core nutrition actions, 2/7 relevant core nutrition actions <i>Strengths of doc:</i> Calls for integration of SRH services with newborn, maternal and adolescent health, ENA and food supplementation programs. Trained Traditional Midwives will support breastfeeding promotion and other nutrition education. <i>Weakness of doc:</i> Does not spell out how link SRH and nutrition |
| |  National HIV/AIDS Strategic Framework II | 2010 - 2014 | TBD | National AIDS Commission | UNAIDS, UNICEF, USAID, WHO, World Bank |  | <ul style="list-style-type: none"> 0/25 core nutrition actions, 0/2 relevant core nutrition actions <i>Strengths of doc:</i> Recognizes the need for nutritional support and specifically breastfeeding counselling <i>Weakness of doc:</i> No mention of broader nutritional needs such as micronutrient supplementation and management of MAM/SAM cases with HIV |
| |  Liberia National HIV Prevention Strategy | 2017 - 2020 | 2020 | National AIDS Commission | Multiple UN, development partners, NGOs and others* |  | <ul style="list-style-type: none"> 1/25 core nutrition actions, 1/2 relevant core nutrition actions <i>Strengths of doc:</i> Mentions linking to nutrition support for vulnerable groups and appropriate infant feeding <i>Weakness of doc:</i> Does not go into detail on what the nutrition support would entail |
| |  National Community Health Services Policy | 2011 | TBD | Ministry of Health | Africare, BRAC, CHAI, Child Fund, EQUIP, IRC, MCHIP, PPAL, RBHS, UNFPA |  | <ul style="list-style-type: none"> 10/25 core nutrition actions, 10/12 relevant core nutrition actions <i>Strengths of doc:</i> Includes key community level nutrition actions and training needs on Essential Nutrition Actions for CHV <i>Weakness of doc:</i> No focus on linkages at community level with other relevant sectors |
| |  National Health & Social Welfare Decentralization Policy & Strategy | 2012 | TBD | Ministry of Health | Not Specified |  | <ul style="list-style-type: none"> 0/25 core nutrition actions, 0/12 relevant core nutrition actions <i>Strengths of doc:</i> Aims to provide direction in decentralizing Liberia's health system to achieve goals in the Policy & Plan <i>Weakness of doc:</i> No focus on nutrition specifically but Policy and Plan goals do focus on nutrition activities. |
| | Water |  Water Supply and Sanitation Policy | 2009 | TBD | Ministry of Land, Mines and Energy, Ministry of Public Works | Not Specified |  |

Opportunities in many of the health sector policies and strategies to better integrate nutrition within health services

Extent to which nutrition is addressed:





-  Not at all
-  Minimal
-  Partial
-  Adequate
-  Significant

Although the food and agriculture sector considers nutrition, focus is mostly on food security and production whilst the climate change sector does not specifically focus on nutrition











| | Document | Period covered | Next revision | Responsible institution | Partners | Nutrition | Remarks | |
|--------------------|--|----------------------------|---------------|---------------------------------|----------------------------|---|--|--|
| Food & Agriculture |  Food and Agriculture Policy and Strategy | 2008 | TBD | Ministry of Agriculture | FAO, IFAD, World Bank, WFP |  | <ul style="list-style-type: none"> 3/25 core nutrition actions, 3/10 relevant core nutrition actions <i>Strengths of doc:</i> Recognises and focuses on importance of food and nutritional adequacy and security. Collaboration with other sectors including health and education. Food Security and Nutrition Technical Committee established. <i>Weakness of doc:</i> No specific focus on child/maternal nutrition | |
| |  National Food Security and Nutrition Strategy | 2008 | TBD | Ministry of Agriculture | Not Specified |  | <ul style="list-style-type: none"> 15/25 core nutrition actions, 15/22 relevant core nutrition actions <i>Strengths of doc:</i> Infants and children under 5 years of age and pregnant and lactating women targeted. Goes beyond agriculture and food security to link with health sector (ENA) and has broad Food Security and Nutrition Technical Committee (FSNTC). <i>Weakness of doc:</i> No links with the National Nutrition Policy. | |
| |  Fisheries and Aquaculture Policy and Strategy | 2014 | TBD | Ministry of Agriculture | Not Specified |  | <ul style="list-style-type: none"> 0/25 core nutrition actions, 0/0 relevant core nutrition actions <i>Strengths of doc:</i> Expects to contribute to national food and nutritional security and takes into account the NFSNS <i>Weakness of doc:</i> Focus is on increased production and sustainability only | |
| | Liberia National Livestock Policy | Document under development | | | | | | |
| Climate change |  Land Rights Policy | 2013 | TBD | Land Commission | Not Specified |  | <ul style="list-style-type: none"> 0/25 core nutrition actions, 0/2 relevant core nutrition actions <i>Strengths of doc:</i> Link recognized between tenure security and food security <i>Weakness of doc:</i> No specific focus on link to nutrition / food security | |
| |  National Policy and Response Strategy on Climate Change | 2018 | TBD | Environmental Protection Agency | Not Specified |  | <ul style="list-style-type: none"> 0/25 core nutrition actions, 0/12 relevant core nutrition actions <i>Strengths of doc:</i> Diseases associated with or exacerbated by malnutrition recognized as climate sensitive issue. <i>Weakness of doc:</i> Does not specifically link nutrition and climate change although mentions food security, agriculture, health, water, sanitation and social protection. | |

Nutrition is better reflected in the broader agriculture and food security strategies even though these documents were developed earlier

Extent to which nutrition is addressed:

-  Not at all
-  Partial
-  Adequate
-  Significant






Education sector policies and strategies focus on relevant nutrition actions to varying degrees with the ECD policy and school feeding policy the most comprehensive

| Document | Period covered | Next revision | Responsible institution | Partners | Nutrition | Remarks |
|--|-----------------------------------|---------------|---|---|---|---|
|  National Policy on Girls Education | 2013 | TBD | Ministry of Education | Multiple UN, development partners, NGOs and others* |  | <ul style="list-style-type: none"> 3/25 core nutrition actions, 3/4 relevant core nutrition actions <i>Strengths of doc:</i> Goal is for gender parity in education. Also highlights need to provide school health programs for girls and school feeding in areas with low enrolment in primary school <i>Weakness of doc:</i> No specific focus on the nutritional needs of girls to support their cognitive and physical development |
|  National School Health Policy | 2019 | TBD | Ministry of Education, Ministry of Health, Ministry of Youth and Sports | UNFPA, WHO |  | <ul style="list-style-type: none"> 4/25 core nutrition actions, 4/5 relevant core nutrition actions <i>Strengths of doc:</i> Includes nutrition relevant objectives and specific component on Nutrition Services as well as other nutrition relevant components such as School Based Health Services. Aims to collaborate with key sectors such as health. <i>Weakness of doc:</i> No specific nutrition objectives or indicators. |
| School Health and Nutrition Strategy | Document under development | | | | | |
|  National Inter-Sectoral Policy on Early Childhood Development | 2011 | TBD | Multiple Ministries** | Multiple UN, development partners, NGOs and others*** |  | <ul style="list-style-type: none"> 9/25 core nutrition actions, 9/14 relevant core nutrition actions <i>Strengths of doc:</i> Meeting nutritional needs acknowledged as a key part of an integrated approach to ECD. Key nutrition indicators, nutrition actions and ministries roles included. <i>Weakness of doc:</i> Policy outdated – needs to be reviewed |
|  Liberia National Education Sector HIV and AIDS Policy | 2010 - 2014 | TBD | Ministry of Education | UNESCO, UNICEF, Other UN Agencies |  | <ul style="list-style-type: none"> 1/25 core nutrition actions, 1/2 relevant core nutrition actions <i>Strengths of doc:</i> Notes the need to provide nutrition support to PLWHA and OVC <i>Weakness of doc:</i> No mention of the types of nutritional actions to be undertaken |
|  National School Feeding Policy | 2013 | TBD | Ministry of Education | Not Specified |  | <ul style="list-style-type: none"> 4/25 core nutrition actions, 4/4 relevant core nutrition actions <i>Strengths of doc:</i> Includes specific nutrition objectives and nutrition relevant objectives and indicators. Aims to link with other relevant sector and services such as health for deworming. <i>Weakness of doc:</i> No nutrition specific indicators. |





Education

The Social Protection Policy and Strategy does not reflect nutrition at all but this sector potentially has a big role to play






Extent to which nutrition is addressed:

-  Not at all
-  Minimal
-  Partial
-  Adequate
-  Significant

Within social protection and gender there are potential opportunities to focus on relevant nutrition actions and strengthen linkages with related sectors

| | Document | Period covered | Next revision | Responsible institution | Partners | Nutrition | Remarks |
|-------------------|---|----------------|---------------|------------------------------------|---|---|---|
| Social Protection |  National Social Protection Policy And Strategy | 2013 | TBD | Ministry of Health | ADF, Concern, EC, JICA, UNICEF, World Bank, WFP |  | <ul style="list-style-type: none"> 1/25 core nutrition actions, 1/1 relevant core nutrition actions <i>Strengths of doc:</i> Focus on multi-sectoral social welfare system that targets those most in need with priority social welfare services such as education, health, water and sanitation . <i>Weakness of doc:</i> Nutrition not specifically considered |
| Gender |  National Gender Policy | 2010 - 2015 | TBD | Ministry of Gender and Development | Multiple UN, development partners, NGOs and others* |  | <ul style="list-style-type: none"> 1/25 core nutrition actions, 1/5 relevant core nutrition actions <i>Strengths of doc:</i> Includes addressing the nutritional needs of women, girls, and children based on the National Nutrition Policy <i>Weakness of doc:</i> Does not specify the focus of gender actions related to nutrition |

The Social Protection Policy and Strategy does not reflect nutrition at all but this sector potentially has a big role to play

| Extent to which nutrition is addressed: | |
|--|---|
|  Not at all |  Adequate |
|  Minimal |  Significant |
|  Partial | |

Implications for National Health and Social Welfare Policy

| Document | Period covered | Next revision | Responsible institution | Partners | Nutrition |
|---|----------------|---------------|-------------------------|---------------|---|
|  <p>National Health and Social Welfare Policy</p> | 2011-2021 | 2021 | Ministry of Health | Not specified |  |






Stream 1

- The National Health and Social Welfare Policy recognises that malnutrition is an important issue and is linked to the 2008 National Nutritional Policy. Sensitization efforts are needed to ensure that this Policy is updated to include nutrition objectives and nutrition indicators in line with the revised 2019 National Nutrition Policy by 2021.

Stream 2

Efforts should be made to ensure that the National Health and Social Welfare Policy is updated to be in line with the policy priority areas relevant for the health sector outlined in the revised National Nutrition Policy

Extent to which nutrition is addressed:

| | |
|--|---|
|  Not at all |  Adequate |
|  Minimal |  Significant |
|  Partial | |

Policies selected for further analysis based on key sectors identified in Liberia which are currently focusing more on nutrition: Health, food security/agriculture, education and gender.

Implications for Food and Agriculture Policy and Strategy


| Document | Period covered | Next revision | Responsible institution | Partners | Nutrition |
|--|----------------|---------------|-------------------------|----------------------------|---|
|  <p>Food and Agriculture Policy and Strategy</p> | 2008 | TBD | Ministry of Agriculture | FAO, IFAD, World Bank, WFP |  |

Stream 1

- The Food and Agriculture Policy and Strategy is more than 10 years old. Sensitization efforts are needed to encourage the Ministry of Agriculture to update the Policy in line with the revised 2019 National Nutrition Policy – specifically in terms of nutrition sensitive agriculture interventions and improving household food security as well as related objectives and indicators.

Stream 2

The Food and Agriculture Policy and Strategy does not currently include many of the relevant CNAs which could be included. There may also be other key intervention areas in line with the revised 2019 National Nutrition Policy which should be included.



Policies selected for further analysis based on key sectors identified in Liberia which are currently focusing more on nutrition: Health, food security/agriculture, education and gender.

Implications for National Food Security and Nutrition Strategy


| Document | Period covered | Next revision | Responsible institution | Partners | Nutrition |
|---|----------------|---------------|-------------------------|---------------|---|
|  <p>National Food Security and Nutrition Strategy</p> | 2008 | TBD | Ministry of Agriculture | Not Specified |  |

Stream 1

- The National Food Security and Nutrition Strategy is more than 10 years old. Sensitization efforts are needed to encourage the Ministry of Agriculture to update the Policy in line with the revised 2019 National Nutrition Policy – specifically in terms of strategies to improve household food security as well as related objectives and indicators.

Stream 2

Only about two thirds of the relevant CNAs related to this Strategy are currently included. There may also be other key intervention areas in line with the revised 2019 National Nutrition Policy which should be included. Therefore there is broad scope to increase the nutrition sensitivity of this Strategy.



Policies selected for further analysis based on key sectors identified in Liberia which are currently focusing more on nutrition: Health, food security/agriculture, education and gender.

Implications for National Policy and Response Strategy on Climate Change

| Document | Period covered | Next revision | Responsible institution | Partners | Nutrition |
|---|----------------|---------------|---------------------------------|---------------|-----------------------|
|  <p>National Policy and Response Strategy on Climate Change</p> | 2018 | TBD | Environmental Protection Agency | Not Specified | <input type="radio"/> |

Stream 1

- At present the National Policy and Response Strategy on Climate Change does not include any specific focus on nutrition. Sensitization efforts are needed to encourage the Environmental Protection Agency to recognise the links between malnutrition and climate change and include nutrition objectives and nutrition indicators in the policy in relation to climate change.

Stream 2

None out of twelve identified CNAs are included in the National Policy and Response Strategy on Climate Change. Therefore, there is broad scope to include key identified CNAs and nutrition-relevant intervention areas in the Policy and Strategy in line with the Priority areas outlined in the revised National Nutrition Policy.

Extent to which nutrition is addressed:

| | |
|----------------------------------|--|
| <input type="radio"/> Not at all | <input checked="" type="radio"/> Adequate |
| <input type="radio"/> Minimal | <input checked="" type="radio"/> Significant |
| <input type="radio"/> Partial | |

Policies selected for further analysis based on key sectors identified in Liberia which are currently focusing more on nutrition: Health, food security/agriculture, education and gender.

Implications for National Inter-Sectoral Policy on Early Childhood Development

| Document | Period covered | Next revision | Responsible institution | Partners | Nutrition |
|---|----------------|---------------|-------------------------|---|-----------|
|  <p>National Inter-Sectoral Policy on Early Childhood Development</p> | 2011 | TBD | Multiple Ministries | Multiple UN, development partners, NGOs | ● |

Stream 1

- The National Inter-Sectoral Policy on Early Childhood Development already focuses on many linkages with health and nutrition activities and includes some nutrition-relevant indicators. However sensitization efforts should take place with the Ministries involved in order to review the Policy in light of the updated 2019 National Nutrition Policy.

Stream 2

There are a number of identified CNAs which could be implemented through or in partnership with ECD programs, but which are not currently. These include linking with interventions related to acute malnutrition, provision of MNP, and providing information on healthy diets and good nutrition for example.

Extent to which nutrition is addressed:

| | |
|----------------------------------|--|
| <input type="radio"/> Not at all | <input checked="" type="radio"/> Adequate |
| <input type="radio"/> Minimal | <input checked="" type="radio"/> Significant |
| <input type="radio"/> Partial | |

Policies selected for further analysis based on key sectors identified in Liberia which are currently focusing more on nutrition: Health, food security/agriculture, education and gender.

Implications for National Gender Policy

| Document | Period covered | Next revision | Responsible institution | Partners | Nutrition |
|--|----------------|---------------|------------------------------------|---|---|
|  <p>National Gender Policy</p> | 2010-2015 | TBD | Ministry of Gender and Development | UNDP, UNMIL-OGA, UNIFEM and UNFPA, FAWE, Concerned Christian Community, WONGOSOL, SWAAL, AFELL, NARDA |  |






Stream 1

- At present the National Gender Policy does not include any specific focus on nutrition although it does seek to promote girls primary education which is one of the CNAs. Sensitization efforts are needed to encourage the Ministry of Gender and Development to recognise the links between malnutrition and gender and include gender-sensitive nutrition objectives, indicators and actions in the policy.

Stream 2

Only one out of five identified CNAs is included in the National Gender Policy and not specifically in relation to nutrition. There is scope to include other identified CNAs and nutrition-relevant intervention areas in the Policy in line with the revised National Nutrition Policy.

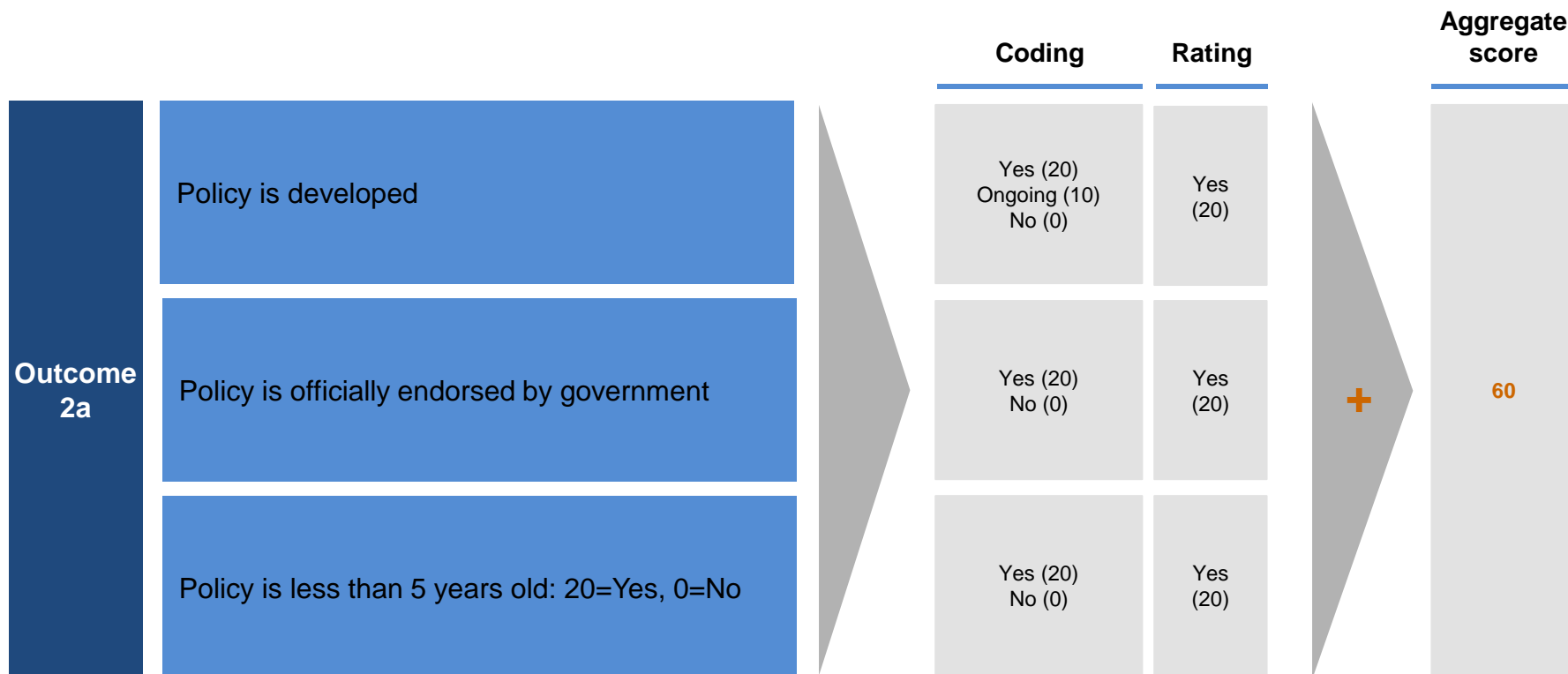
Extent to which nutrition is addressed:

| | |
|--|---|
|  Not at all |  Adequate |
|  Minimal |  Significant |
|  Partial | |

Policies selected for further analysis based on key sectors identified in Liberia which are currently focusing more on nutrition: Health, food security/agriculture, education and gender.

High-level analysis of National Nutrition Policy

Assessing the state of the National Nutrition Policy (NNP), using the REACH M&E Framework



Nutrition is a key aspect of the National Nutrition Policy (NNP) but not all identified core nutrition actions are included giving it a rating of 90 percent

Nutrition is a key aspect of the policy/strategy

| | |
|----------|---|
| Stream 1 | Malnutrition acknowledged to be a problem by the policy/strategy |
| | Nutrition captured as an objective &/or nutrition indicator(s) (e.g. prevalence of stunting, wasting, micronutrient deficiencies) included in the policy/strategy |

| Coding | Actual rating | | Subtotal | Harvey ball |
|---------------------|---------------|---|----------|-------------|
| Yes (25%) / No (0%) | Yes (25%) | + | 50% | ● |
| Yes (25%) / No (0%) | Yes (25%) | | | |

Individual nutrition actions/intervention strategies included

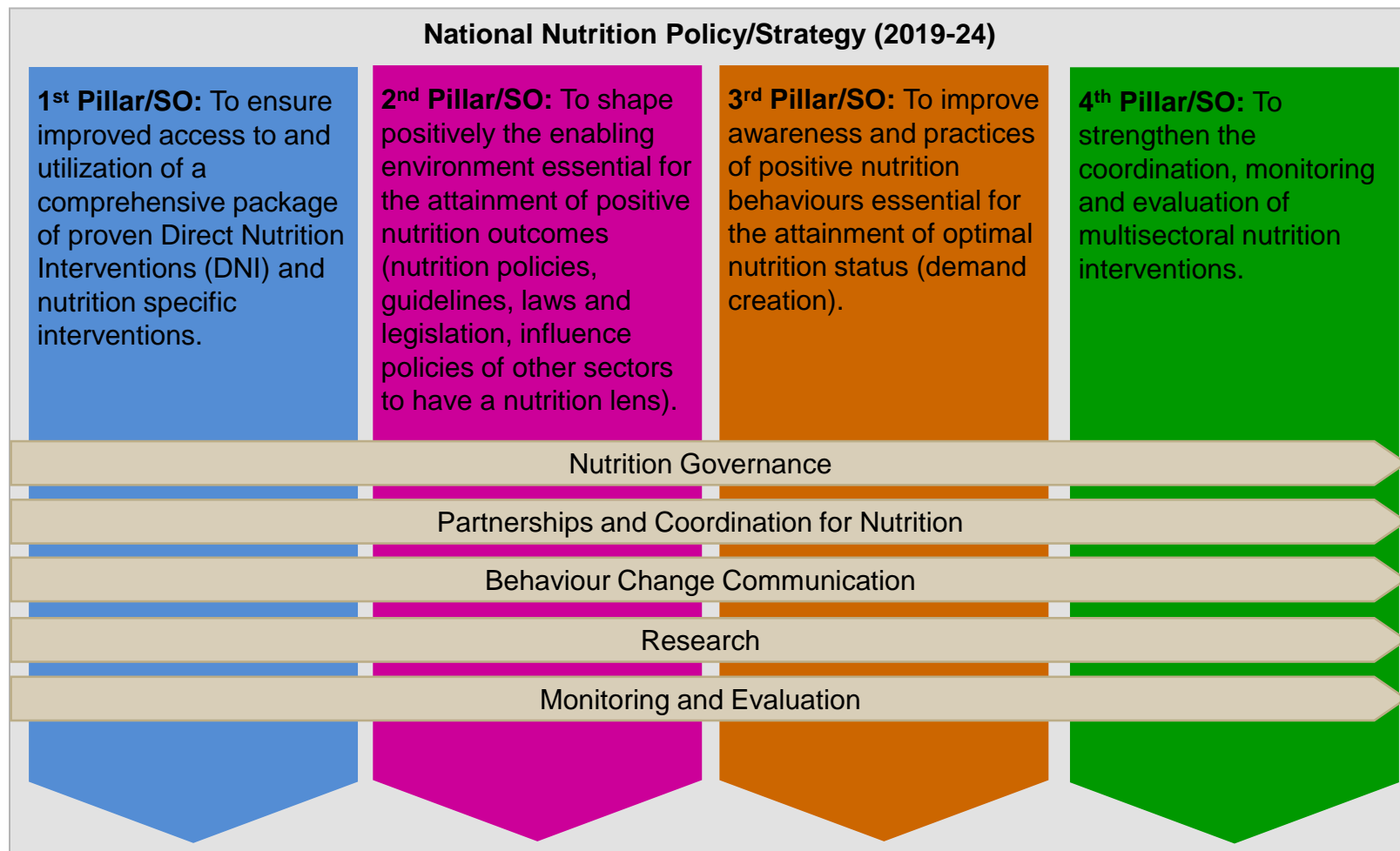
| | |
|----------|--|
| Stream 2 | # of nutrition actions ¹ included in the policy/strategy out of total nutrition actions |
| | # of nutrition actions ¹ related to that policy/strategy domain included in the policy/strategy out of total nutrition actions related to that policy/strategy domain |

| | | | | |
|---|---------------------------------------|---|-----|---|
| 0%: 0% >0-19.9%: 5% >20-39.9%: 10% 40%-59.9%: 15% >60%-79.9%: 20% ≥ 80%: 25% | 18/25 CNAs (20%) | + | 40% | ● |
| 0%: 0% >0-19.9%: 5% >20-39.9%: 10% 40%-59.9%: 15% >60%-79.9%: 20% ≥ 80%: 25% | 18/25 relevant actions (20%) | | | |

Total rating 90%

¹These nutrition actions may be derived from the Core Nutrition Actions (CNAs), National Nutrition Action Plan or another agreed source

The revised National Nutrition Policy, with 4 pillars and 5 cross-cutting areas, provides an opportunity to push nutrition to the top of the agenda across many relevant sectors



Nutrition governance (including multi-sectoral coordination) is acknowledged as a key area by the policy

Majority of Core nutrition actions are distributed across the 1st and 3rd strategic objectives of the National Nutrition Policy with around one third not aligned with a specific strategic objective

| | 1st Strategic Objective | 2nd Strategic Objective | 3rd Strategic Objective | 4th Strategic Objective |
|---------------------------------------|---|---|--|--|
| | Direct Nutrition Interventions | Enabling Environment | Awareness and Practice of Positive Nutrition Behaviours | Coordination and M&E |
| Country core nutrition actions | Iron/folic acid supplementation | | Promote breastfeeding and complementary feeding | |
| | Multiple micronutrient supplementation | | Consumption of iodized salt promotion | |
| | Promote breastfeeding and complementary feeding | | Nutrition education on micronutrient rich food | |
| | Severe Acute Malnutrition treatment | | Consumption of fortified food promotion | |
| | Moderate Acute Malnutrition treatment | | School health and nutrition programs | |
| | Targeted Supplement Feeding for MAM | | Promote girls school enrolment | |
| | Supplementary feeding in emergency | | | |
| | Vitamin A supplementation | | | |
| | Consumption of iodized salt promotion | | | |
| Other nutrition actions | • Deworming | • Post-harvest management training • Flour and oil fortification | • Construction of boreholes and hand-pump wells Sanitation | • Cash transfers for vulnerable households |

The National Nutrition Policy includes many of the identified core nutrition actions though further efforts are needed to integrate remaining core nutrition actions

| Core Nutrition Actions | National Nutrition Policy |
|---|---------------------------|
| Severe Acute Malnutrition treatment | ✓ |
| Moderate Acute Malnutrition treatment | ✓ |
| Targeted Supplement Feeding for MAM | ✓ |
| Promote breastfeeding & complementary feeding | ✓ |
| Growth Monitoring and Promotion | ✗ |
| Vitamin A supplementation | ✓ |
| Iron/folic acid supplementation | ✓ |
| Multiple micronutrient supplementation | ✓ |
| Consumption of iodized salt promotion | ✓ |
| Distribution of ITNs | ✗ |
| Deworming | ✓ |
| Supplementary feeding in emergency | ✓ |

Further efforts are needed to...

Integrate the remaining core nutrition actions into the National Nutrition Policy and/or an implementation plan

The National Nutrition Policy includes many of the identified core nutrition actions though further efforts are needed to integrate remaining core nutrition actions

| Core Nutrition Actions | National Nutrition Policy |
|--|---------------------------|
| Promotion of Fruit and vegetable gardens | ✗ |
| Training on community gardens | ✗ |
| Post-harvest management training | ✓ |
| Nutrition education on micronutrient rich food | ✓ |
| Promotion of eat what you grow practices | ✗ |
| Flour and oil fortification | ✓ |
| Consumption of fortified food promotion | ✓ |
| Cash transfers | ✓ |
| School feeding | ✗ |
| School health and nutrition programs | ✓ |
| Promote girls school enrolment | ✗ |
| Water supply | ✓ |
| Sanitation | ✓ |

Further efforts are needed to...

Integrate the remaining core nutrition actions into the National Nutrition Policy and/or an implementation plan

The National Nutrition Policy is primarily oriented towards health and agriculture/food security sector(s) with opportunities to improve the sectoral balance

| Core Nutrition Actions | National Nutrition Policy | Sectors/Ministries | |
|---|---------------------------|--------------------|-------------|
| Severe Acute Malnutrition treatment | ✓ | Health | |
| Moderate Acute Malnutrition treatment | ✓ | Health | |
| Targeted Supplement Feeding for MAM | ✓ | Health | |
| Promote breastfeeding & complementary feeding | ✓ | Health | |
| Growth Monitoring and Promotion | ✗ | Health | |
| Vitamin A supplementation | ✓ | Health | |
| Iron/folic acid supplementation | ✓ | Health | Education |
| Multiple micronutrient supplementation | ✓ | Health | |
| Consumption of iodized salt promotion | ✓ | Health | |
| Distribution of ITNs | ✗ | Health | |
| Deworming | ✓ | Health | |
| Supplementary feeding in emergency | ✓ | Health | Agriculture |

The National Nutrition Policy is primarily oriented towards health and agriculture/food security sector(s) with opportunities to improve the sectoral balance

| Core Nutrition Actions | National Nutrition Policy | Sectors/Ministries | |
|--|---------------------------|--|--|
| Promotion of Fruit and vegetable gardens | ✗ | Agriculture | |
| Training on community gardens | ✗ | Agriculture | |
| Post-harvest management training | ✓ | Agriculture | |
| Nutrition education on micronutrient rich food | ✓ | Agriculture | Health |
| Promotion of eat what you grow practices | ✗ | Agriculture | |
| Flour and oil fortification | ✓ | Agriculture | Health |
| Consumption of fortified food promotion | ✓ | Agriculture | Health |
| Cash transfers | ✓ | Gender, Children and Social Protection | |
| School feeding | ✗ | Education | |
| School health and nutrition programs | ✓ | Education | |
| Promote girls school enrolment | ✗ | Education | Gender, Children and Social Protection |
| Water supply | ✓ | Public Works | |
| Sanitation | ✓ | Public Works | Health |

Part 3: Overview of nutrition-related plans

Methodology: Applying the nutrition lens to the planning frameworks

Two streams of standardised criteria established to ascertain the extent to which nutrition is covered by planning frameworks

Nutrition is a key aspect of the plan

| | |
|----------|--|
| Stream 1 | Malnutrition acknowledged to be a problem by the plan |
| | Nutrition captured as an objective &/or nutrition indicator(s) (e.g. prevalence of stunting, wasting, micronutrient deficiencies) included in the plan |

| Coding | Example | Subtotal | Harvey ball |
|---------------------|-----------|----------|-------------|
| Yes (25%) / No (0%) | Yes (25%) | 25% | + |
| Yes (25%) / No (0%) | No (0%) | | |

Individual nutrition actions/intervention strategies included

| | |
|----------|--|
| Stream 2 | # of nutrition actions ¹ included in the plan out of total nutrition actions |
| | # of nutrition actions ¹ related to that planning domain included in the plan out of total nutrition actions related to that plan |

| | | | |
|---|----------------------------|-----|---|
| 0%: 0% >0-19.9%: 5% >20-39.9%: 10% 40%-59.9%: 15% >60%-79.9%: 20% ≥ 80%: 25% | 3/15 CNAs (10%) | 30% | + |
| 0%: 0% >0-19.9%: 5% >20-39.9%: 10% 40%-59.9%: 15% >60%-79.9%: 20% ≥ 80%: 25% | 3/4 relevant actions (20%) | | |

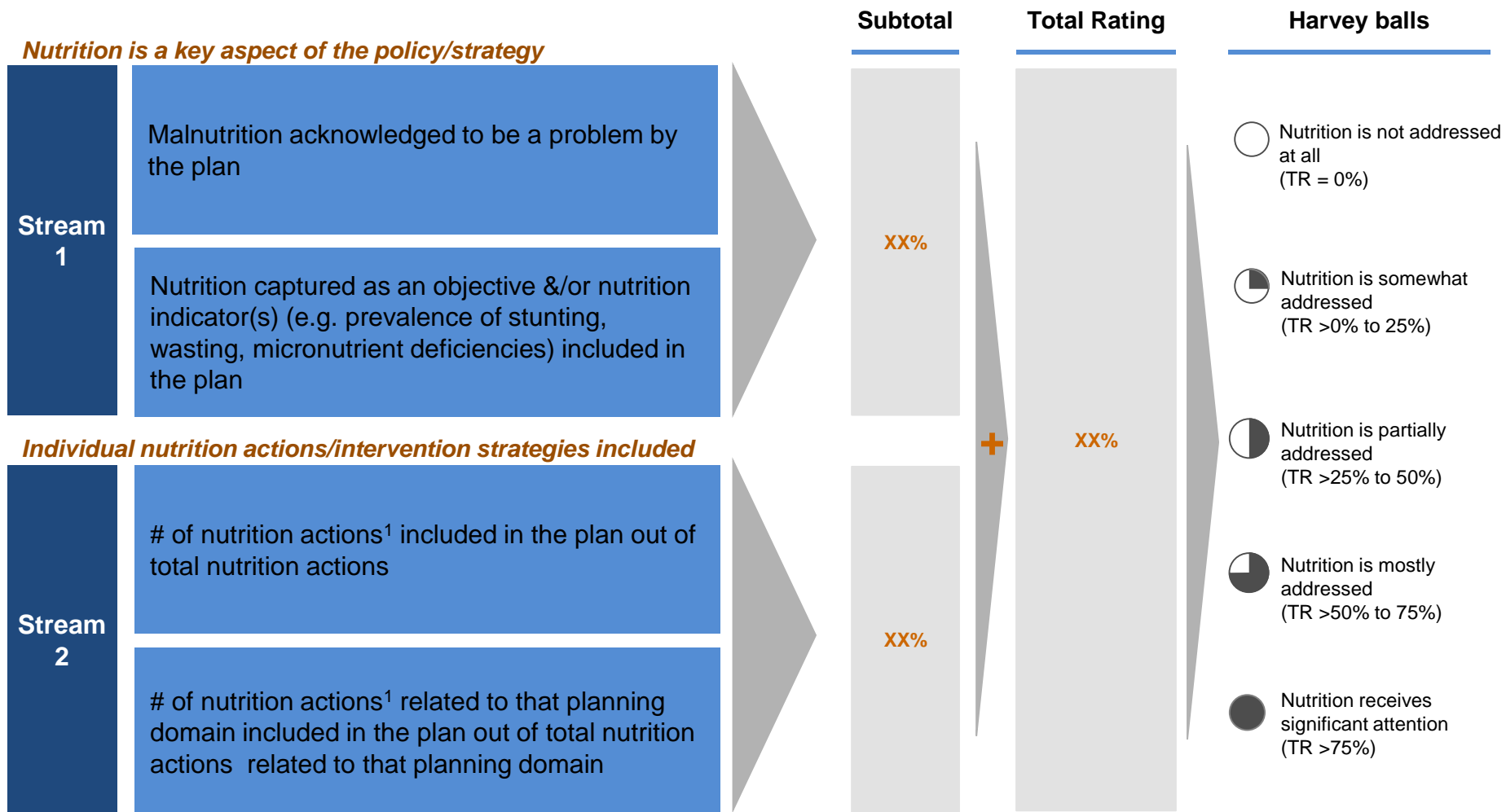
3/15 is 20% which implies a rating of 10% as per coding

3/4 is 75% which implies a rating of 20% as per coding

Total rating **55%**

¹These nutrition actions may be derived from the Country Nutrition Actions (CNAs), National Nutrition Action Plan or another agreed source













Subtotal scores of two streams summed into a total rating that is used to assign Harvey balls in order to estimate nutrition 'coverage' of plans



TR = Total Rating

Main findings & implications of the Plan Overview






Key plans in the health sector have some focus on nutrition but there are opportunities to reflect relevant linkages and actions more fully

| Document | Period covered | Next revision | Responsible institution | Partners | Nutrition | Remarks |
|--|----------------|---------------|--|--|---|---|
|  The National Essential Nutrition Action (ENA) Implementation Plan for Liberia | 2012 - 2014 | TBD | Ministry of Health | Not Specified |  | <ul style="list-style-type: none"> 9/25 core nutrition actions, 9/9 relevant core nutrition actions <i>Strengths of doc:</i> Covers key maternal and child nutrition actions and the 1,000 days period from conception to 2 years <i>Weakness of doc:</i> Implementation plan is still in draft form |
|  National Health and Social Welfare Plan | 2011 -2021 | 2021 | Ministry of Health | Not Specified |  | <ul style="list-style-type: none"> 10/25 core nutrition actions, 10/12 relevant core nutrition actions <i>Strengths of doc:</i> Includes maternal, new-born and child nutrition under EPHS. Sets out role of CHVs with regards to nutrition support. Projects human resource needs for nutrition. <i>Weakness of doc:</i> Nutrition is a small part of the plan |
|  National Human Resources Policy and Plan for Health and Social Welfare | 2011 - 2021 | 2021 | Ministry of Health | Not Specified |  | <ul style="list-style-type: none"> 0/25 core nutrition actions, 0/12 relevant core nutrition actions <i>Strengths of doc:</i> Goals for number of trained nutrition cadre set out <i>Weakness of doc:</i> Does not provide any details on the nutrition cadre or the training but should be set out in operational plans |
|  Investment Plan for Building a Resilient Health System | 2015 - 2021 | 2021 | Ministry of Health | WHO, USAID, CDC, UNFPA, UNICEF, UNMEER |  | <ul style="list-style-type: none"> 10/25 core nutrition actions, 10/12 relevant core nutrition actions <i>Strengths of doc:</i> Key maternal and child nutrition actions are included under the Essential Package of Health Services – investment plan based around implementing this package <i>Weakness of doc:</i> No specific mention of strengthening the nutrition workforce |
|  Joint National Action Plan for Health Security (NAPHS) | 2018 - 2022 | 2022 | Ministry of Health, National Public Institute of Liberia (NPHIL) | Not Specified |  | <ul style="list-style-type: none"> 0/25 core nutrition actions, 0/12 relevant core nutrition actions <i>Strengths of doc:</i> Includes food safety and linking with food security plans <i>Weakness of doc:</i> Does not link food safety and food security with nutrition and no focus on emergency nutrition interventions |
|  Accelerated Action Plan to Reduce Maternal and New-born Mortality | 2012 | TBD | Ministry of Health | Not specified |  | <ul style="list-style-type: none"> 0/25 core nutrition actions, 0/5 relevant core nutrition actions <i>Strengths of doc:</i> Acknowledges the role of anaemia in causing maternal mortality. Indicators include increasing percentage of women attending ANC and PNC <i>Weakness of doc:</i> No links between maternal and neonatal mortality and nutrition outlined |

Health

The National Health and Social Welfare Plan is the basis on which most other health sector plans are based, including for nutrition







Extent to which nutrition is addressed:

-  Not at all
-  Minimal
-  Partial
-  Adequate
-  Significant

There are lots of other opportunities for the many health sector plans to exploit potential links with related nutrition actions

Health

Water











| Document | Period covered | Next revision | Responsible institution | Partners | Nutrition | Remarks |
|--|----------------|---------------|--|--|-----------|---|
|  Liberia Family Planning Costed Implementation Plan | 2018 - 2022 | 2022 | Ministry of Health | Multiple UN, development partners, NGOs and others* | ○ | <ul style="list-style-type: none"> 0/25 core nutrition actions, 0/0 relevant core nutrition actions <i>Strengths of doc:</i> Some nutrition relevant objectives and indicators in the context of family planning <i>Weakness of doc:</i> No link between family planning and nutrition (e.g. no mention as a platform to also address nutritional needs, <u>healthier pregnancy and birth outcomes, feeding practices</u>) |
|  National HIV and AIDS Strategic Plan | 2015 - 2020 | 2020 | National AIDS Commission | Global Fund, USAID, UN Theme Group, SIDA and EU | ◐ | <ul style="list-style-type: none"> 1/25 core nutrition actions, 1/2 relevant core nutrition actions <i>Strengths of doc:</i> Includes food and nutritional supplements and support for women enrolled in the PMTCT program, and support for exposed infants including on IYCF. Training on NAEC. <i>Weakness of doc:</i> No information on specific micronutrient supplementation, PMTCT scale-up plan not clear |
|  National Malaria Strategic Plan | 2016 - 2020 | 2020 | Ministry of Health | WHO, Global Fund, USAID, CDC, CHAI, MSH, UNICEF, Mentor Initiative | ◐ | <ul style="list-style-type: none"> 1/25 core nutrition actions, 1/1 relevant core nutrition actions <i>Strengths of doc:</i> Links malaria with anaemia, including in pregnant women and children under 5 <i>Weakness of doc:</i> No links or actions related to childhood malaria infection and undernutrition |
|  Malaria Operational Plan | FY 2019 | 2019 | Ministry of Health | US President's Malaria Initiative | ◐ | <ul style="list-style-type: none"> 1/25 core nutrition actions, 1/1 relevant core nutrition actions <i>Strengths of doc:</i> Sets out prevention and treatment of anaemia in pregnant women <i>Weakness of doc:</i> No focus on linking with the health system around anaemia and undernutrition due to malaria infection |
|  Liberia Community Health Roadmap | 2014 - 2017 | TBD | Ministry of Health | Multiple UN, development partners, NGOs and others** | ◐ | <ul style="list-style-type: none"> 10/25 core nutrition actions, 10/12 relevant core nutrition actions <i>Strengths of doc:</i> Focuses on expanding Family Planning, maternal, new-born, child and adolescent health services including strengthening service delivery such as ENA <i>Weakness of doc:</i> No focus on linkages at community level with other relevant sectors |
|  The National Water Sanitation and Hygiene Commission Strategic Plan | 2019 - 2023 | 2023 | National Water Sanitation and Hygiene Commission | UNDP, WaterAid | ◐ | <ul style="list-style-type: none"> 2/25 core nutrition actions, 2/2 relevant core nutrition actions <i>Strengths of doc:</i> Includes nutrition relevant objective and acknowledge the need for effective implementation and integration of hygiene promotion into national health campaigns. <i>Weakness of doc:</i> No links between WASH and nutrition articulated |

Potential for many of the plans, including those on family planning and malaria to more explicitly explore the links with nutrition






Extent to which nutrition is addressed:

- Not at all
- ◐ Minimal
- ◑ Partial
- ◒ Adequate
- ◓ Significant

Water, food and agriculture, and education sector plans do generally cover relevant nutrition actions but there is a lack of detail on implementation approaches

| | Document | Period covered | Next revision | Responsible institution | Partners | Nutrition | Remarks |
|--------------------|---|----------------|---------------|--|--|--|---|
| Water |  Liberia WASH Sector Investment Plan | 2012 - 2017 | TBD | National Water, Sanitation and Hygiene Promotion Committee | World Bank |  | <ul style="list-style-type: none"> 2/25 core nutrition actions, 2/2 relevant core nutrition actions <i>Strengths of doc:</i> Acknowledges the serious economic development, quality of life and health challenges caused by poor WASH infrastructure. <i>Weakness of doc:</i> No specific nutrition objectives or indicators although the linked strategic plan does acknowledge the links |
| |  Food Security and Nutrition Strategy Action Plan | 2015 - 2020 | 2020 | Ministry of Agriculture | Not Specified |  | <ul style="list-style-type: none"> 17/25 core nutrition actions, 17/25 relevant core nutrition actions <i>Strengths of doc:</i> Objectives include Improved nutritional status of vulnerable groups through better food utilization. Strategic priorities and actions include nutrition relevant actions and linkages with other sectors. <i>Weakness of doc:</i> No capacity building or implementation plan. |
| Food & Agriculture |  Liberian Agricultural Sector Investment Plan II (LASIP II) | 2018 - 2022 | 2022 | Ministry of Agriculture | Multiple Ministries and Development Partners (not specified) |  | <ul style="list-style-type: none"> 0/25 core nutrition actions, 0/8 relevant core nutrition actions <i>Strengths of doc:</i> Aims to promote an inclusive and sustainable agricultural transformation through industrialization and agricultural value addition that ensures food and nutrition security <i>Weakness of doc:</i> Does not outline outcome indicators or focus on key target groups for nutrition |
| |  Getting to Best Education Sector Plan | 2017 - 2021 | 2021 | Ministry of Education | Multiple UN, development partners, NGOs and others* |  | <ul style="list-style-type: none"> 6/25 core nutrition actions, 6/9 relevant core nutrition actions <i>Strengths of doc:</i> Recognises link between learning outcomes and nutritional status. Focus on nutrition under school health and wellbeing including WASH, deworming, school feeding, school gardens. Capacity building plan outlined <i>Weakness of doc:</i> No clear implementation plan / timeline |
| Education |  National Education Sector HIV & AIDS Strategic Plan | 2010 - 2014 | TBD | Ministry of Education | UNICEF, UNAIDS, UNESCO, UNFPA, World Bank |  | <ul style="list-style-type: none"> 1/25 core nutrition actions, 1/2 relevant core nutrition actions <i>Strengths of doc:</i> Aims to Promote and support food and nutritional security interventions among staff and OVC <i>Weakness of doc:</i> Precise actions and implementation approach not clear |

Many potential opportunities to integrate nutrition more comprehensively in the development plans of these sectors

| Extent to which nutrition is addressed: | |
|--|---|
|  Not at all |  Adequate |
|  Minimal |  Significant |
|  Partial | |

Implications for National Health and Social Welfare Plan


| Document | Period covered | Next revision | Responsible institution | Partners | Nutrition |
|---|----------------|---------------|-------------------------|---------------|---|
|  <p>National Health and Social Welfare Plan</p> | 2011-2021 | 2021 | Ministry of Health | Not specified |  |

Stream 1

- The National Health and Social Welfare Plan recognises that malnutrition is an important issue and is linked to the 2008 National Nutritional Policy. Sensitization efforts are needed to ensure that this Policy is updated to include nutrition objectives, indicators and activities in line with the revised 2019 National Nutrition Policy by 2021.

Stream 2

Efforts should be made to ensure that the National Health and Social Welfare Plan is updated to include identified CNAs such as multiple micronutrient powder and supplementary feeding in emergencies as well as other priority interventions relevant for the health sector outlined in the revised National Nutrition Policy.



Policies selected for further analysis based on key sectors identified in Liberia which are currently focusing more on nutrition: Health, food security/agriculture, education and gender.

Implications for Liberian Agricultural Sector Investment Plan II (LASIP II)

| Document | Period covered | Next revision | Responsible institution | Partners | Nutrition |
|--|----------------|---------------|-------------------------|--|---|
|  <p>Liberian Agricultural Sector Investment Plan II (LASIP II)</p> | 2018-2022 | 2022 | Ministry of Agriculture | Multiple Ministries and Development Partners |  |






Stream 1

- The Liberian Agricultural Sector Investment Plan II (LASIP II) links with the Food Security and Nutrition Strategy, the Food and Agriculture Policy and Strategy, the National Nutrition Policy 2008 and the first LASIP 2010-2015. Advocacy efforts are needed with the Ministry of Agriculture to ensure that it is updated to reflect the agricultural priorities of the revised 2019 National Nutrition Policy and related nutrition objectives and indicators.

Stream 2

The LASIP II currently focuses on a market-based approach to agriculture and food security and therefore does not focus on agriculture and food security focused CNAs at all. The Plan should be reviewed to be brought more in line with the CNAs and the revised National Nutrition Policy where possible within its broad objectives.

Extent to which nutrition is addressed:

| | |
|--|---|
|  Not at all |  Adequate |
|  Minimal |  Significant |
|  Partial | |

Policies selected for further analysis based on key sectors identified in Liberia which are currently focusing more on nutrition: Health, food security/agriculture, education and gender.

Implications for Getting to Best Education Sector Plan

| Document | Period covered | Next revision | Responsible institution | Partners | Nutrition |
|---|----------------|---------------|-------------------------|--|---|
|  <p>Getting to Best Education Sector Plan</p> | 2017-2021 | 2021 | Ministry of Education | Multiple UN, development partners, NGOs and others |  |






Stream 1

- The Getting to Best Education Sector Plan recognises link between learning outcomes and health and nutritional status and focuses on some nutrition-relevant activities. However advocacy efforts are needed to review whether the Plan is in line with the revised 2019 National Nutrition Policy in terms of nutrition objectives and indicators in the education sector.

Stream 2

The Getting to Best Education Sector Plan broadly includes a high number of the relevant CNAs but others such as school gardens are omitted. There may also be further scope for a broader range of nutrition relevant activities in line with the revised National Nutrition Policy and this should be looked at.

Extent to which nutrition is addressed:

| | |
|--|---|
|  Not at all |  Adequate |
|  Minimal |  Significant |
|  Partial | |

Policies selected for further analysis based on key sectors identified in Liberia which are currently focusing more on nutrition: Health, food security/agriculture, education and gender.

Analysis of the policy & strategy stream

Summary Rating Sheets for policies and strategies

Summary Rating Sheet: Pro-poor Agenda For Prosperity and Development (PAPD)

Nutrition is a key aspect of the policy/strategy

| | |
|-----------------|---|
| Stream 1 | Malnutrition acknowledged to be a problem by the policy/strategy |
| | Nutrition captured as an objective &/or nutrition indicator(s) (e.g. prevalence of stunting, wasting, micronutrient deficiencies) included in the policy/strategy |

| Coding | Actual rating | | Subtotal | Harvey ball |
|---------------------|---------------|---|----------|-------------|
| Yes (25%) / No (0%) | Yes (25%) | + | 50% | ● |
| Yes (25%) / No (0%) | Yes (25%) | | | |

Individual nutrition actions/intervention strategies included

| | |
|-----------------|--|
| Stream 2 | # of nutrition actions ¹ included in the policy/strategy out of total nutrition actions |
| | # of nutrition actions ¹ related to that policy/strategy domain included in the policy/strategy out of total nutrition actions related to that policy/strategy domain |

| | | | | |
|---|------------------------------|---|-----|---|
| 0%: 0% >0-19.9%: 5% >20-39.9%: 10% 40%-59.9%: 15% >60%-79.9%: 20% ≥ 80%: 25% | 15/25 CNAs (20%) | + | 40% | ● |
| 0%: 0% >0-19.9%: 5% >20-39.9%: 10% 40%-59.9%: 15% >60%-79.9%: 20% ≥ 80%: 25% | 15/25 relevant actions (20%) | | | |

Total rating 90%

¹These nutrition actions may be derived from the Core Nutrition Actions (CNAs), National Nutrition Action Plan or another agreed source

Summary Rating Sheet: National Nutrition Policy (NNP)

Nutrition is a key aspect of the policy/strategy

| | |
|-----------------|---|
| Stream 1 | Malnutrition acknowledged to be a problem by the policy/strategy |
| | Nutrition captured as an objective &/or nutrition indicator(s) (e.g. prevalence of stunting, wasting, micronutrient deficiencies) included in the policy/strategy |

| Coding | Actual rating | | Subtotal | Harvey ball |
|---------------------|---------------|---|----------|-------------|
| Yes (25%) / No (0%) | Yes (25%) | + | 50% | ● |
| Yes (25%) / No (0%) | Yes (25%) | | | |

Individual nutrition actions/intervention strategies included

| | |
|-----------------|--|
| Stream 2 | # of nutrition actions ¹ included in the policy/strategy out of total nutrition actions |
| | # of nutrition actions ¹ related to that policy/strategy domain included in the policy/strategy out of total nutrition actions related to that policy/strategy domain |

| | | | | |
|---|---------------------------------------|---|-----|---|
| 0%: 0% >0-19.9%: 5% >20-39.9%: 10% 40%-59.9%: 15% >60%-79.9%: 20% ≥ 80%: 25% | 18/25 CNAs (20%) | + | 40% | ● |
| 0%: 0% >0-19.9%: 5% >20-39.9%: 10% 40%-59.9%: 15% >60%-79.9%: 20% ≥ 80%: 25% | 18/25 relevant actions (20%) | | | |

Total rating 90%

¹These nutrition actions may be derived from the Core Nutrition Actions (CNAs), National Nutrition Action Plan or another agreed source

Summary Rating Sheet: National Health and Social Welfare Policy

Nutrition is a key aspect of the policy/strategy

| | |
|----------|---|
| Stream 1 | Malnutrition acknowledged to be a problem by the policy/strategy |
| | Nutrition captured as an objective &/or nutrition indicator(s) (e.g. prevalence of stunting, wasting, micronutrient deficiencies) included in the policy/strategy |

| Coding | Actual rating | Subtotal | Harvey ball |
|---------------------|-------------------------|----------|-------------|
| Yes (25%) / No (0%) | Yes (25%) | 25% | + |
| Yes (25%) / No (0%) | No (0%) Not directly | | |

Individual nutrition actions/intervention strategies included

| | |
|----------|--|
| Stream 2 | # of nutrition actions ¹ included in the policy/strategy out of total nutrition actions |
| | # of nutrition actions ¹ related to that policy/strategy domain included in the policy/strategy out of total nutrition actions related to that policy/strategy domain |

| | | | |
|---|---------------------------------------|-----|---|
| 0%: 0% >0-19.9%: 5% >20-39.9%: 10% 40%-59.9%: 15% >60%-79.9%: 20% ≥ 80%: 25% | 10/25 CNAs (10%) | 35% | + |
| 0%: 0% >0-19.9%: 5% >20-39.9%: 10% 40%-59.9%: 15% >60%-79.9%: 20% ≥ 80%: 25% | 10/12 relevant actions (25%) | | |

Total rating 60%

¹These nutrition actions may be derived from the Core Nutrition Actions (CNAs), National Nutrition Action Plan or another agreed source

Summary Rating Sheet: National Human Resources Policy and Plan for Health and Social Welfare

Nutrition is a key aspect of the policy/strategy

| | |
|-----------------|---|
| Stream 1 | Malnutrition acknowledged to be a problem by the policy/strategy |
| | Nutrition captured as an objective &/or nutrition indicator(s) (e.g. prevalence of stunting, wasting, micronutrient deficiencies) included in the policy/strategy |

| Coding | Actual rating | | Subtotal | Harvey ball |
|---------------------|---------------|---|----------|-------------|
| Yes (25%) / No (0%) | No (0%) | + | 0% | ○ |
| Yes (25%) / No (0%) | No (0%) | | | |

Individual nutrition actions/intervention strategies included

| | |
|-----------------|--|
| Stream 2 | # of nutrition actions ¹ included in the policy/strategy out of total nutrition actions |
| | # of nutrition actions ¹ related to that policy/strategy domain included in the policy/strategy out of total nutrition actions related to that policy/strategy domain |

| | | | | |
|---|----------------------------|---|----|---|
| 0%: 0% >0-19.9%: 5% >20-39.9%: 10% 40%-59.9%: 15% >60%-79.9%: 20% ≥ 80%: 25% | 0/25 CNAs (0%) | + | 0% | ○ |
| 0%: 0% >0-19.9%: 5% >20-39.9%: 10% 40%-59.9%: 15% >60%-79.9%: 20% ≥ 80%: 25% | 0/12 relevant actions (0%) | | | |


Total rating 0%

¹These nutrition actions may be derived from the Core Nutrition Actions (CNAs), National Nutrition Action Plan or another agreed source

Summary Rating Sheet: National Strategy for Child Survival


Nutrition is a key aspect of the policy/strategy

| | |
|-----------------|---|
| Stream 1 | Malnutrition acknowledged to be a problem by the policy/strategy |
| | Nutrition captured as an objective &/or nutrition indicator(s) (e.g. prevalence of stunting, wasting, micronutrient deficiencies) included in the policy/strategy |

| Coding | Actual rating | | Subtotal | Harvey ball |
|---------------------|---------------|---|----------|---|
| Yes (25%) / No (0%) | Yes (25%) | + | 50% |  |
| Yes (25%) / No (0%) | Yes (25%) | | | |

Individual nutrition actions/intervention strategies included

| | |
|-----------------|--|
| Stream 2 | # of nutrition actions ¹ included in the policy/strategy out of total nutrition actions |
| | # of nutrition actions ¹ related to that policy/strategy domain included in the policy/strategy out of total nutrition actions related to that policy/strategy domain |

| | | | | |
|---|-----------------------------|---|-----|---|
| 0%: 0% >0-19.9%: 5% >20-39.9%: 10% 40%-59.9%: 15% >60%-79.9%: 20% ≥ 80%: 25% | 7/25 CNAs (10%) | + | 25% |  |
| 0%: 0% >0-19.9%: 5% >20-39.9%: 10% 40%-59.9%: 15% >60%-79.9%: 20% ≥ 80%: 25% | 7/12 relevant actions (15%) | | | |

Total rating 75%

¹These nutrition actions may be derived from the Core Nutrition Actions (CNAs), National Nutrition Action Plan or another agreed source

Summary Rating Sheet: National Health Communication Strategy

Nutrition is a key aspect of the policy/strategy

| | |
|----------|---|
| Stream 1 | Malnutrition acknowledged to be a problem by the policy/strategy |
| | Nutrition captured as an objective &/or nutrition indicator(s) (e.g. prevalence of stunting, wasting, micronutrient deficiencies) included in the policy/strategy |

| Coding | Actual rating | | Subtotal | Harvey ball |
|---------------------|---------------|---|----------|-------------|
| Yes (25%) / No (0%) | No (0%) | + | 25% | ◐ |
| Yes (25%) / No (0%) | Yes (25%) | | | |

Individual nutrition actions/intervention strategies included

| | |
|----------|--|
| Stream 2 | # of nutrition actions ¹ included in the policy/strategy out of total nutrition actions |
| | # of nutrition actions ¹ related to that policy/strategy domain included in the policy/strategy out of total nutrition actions related to that policy/strategy domain |

| | | | | |
|---|-----------------------------|---|-----|---|
| 0%: 0% >0-19.9%: 5% >20-39.9%: 10% 40%-59.9%: 15% >60%-79.9%: 20% ≥ 80%: 25% | 5/25 CNAs (10%) | + | 25% | ◐ |
| 0%: 0% >0-19.9%: 5% >20-39.9%: 10% 40%-59.9%: 15% >60%-79.9%: 20% ≥ 80%: 25% | 5/12 relevant actions (15%) | | | |

Total rating 50%

¹These nutrition actions may be derived from the Core Nutrition Actions (CNAs), National Nutrition Action Plan or another agreed source

Summary Rating Sheet: Liberia Sexual and Reproductive Health Policy

Nutrition is a key aspect of the policy/strategy

| | |
|----------|---|
| Stream 1 | Malnutrition acknowledged to be a problem by the policy/strategy |
| | Nutrition captured as an objective &/or nutrition indicator(s) (e.g. prevalence of stunting, wasting, micronutrient deficiencies) included in the policy/strategy |

| Coding | Actual rating | | Subtotal | Harvey ball |
|---------------------|---------------|---|----------|-------------|
| Yes (25%) / No (0%) | No (0%) | + | 0% | |
| Yes (25%) / No (0%) | No (0%) | | | |

Individual nutrition actions/intervention strategies included

| | |
|----------|--|
| Stream 2 | # of nutrition actions ¹ included in the policy/strategy out of total nutrition actions |
| | # of nutrition actions ¹ related to that policy/strategy domain included in the policy/strategy out of total nutrition actions related to that policy/strategy domain |

| | | | | |
|---|----------------------------|---|-----|--|
| 0%: 0% >0-19.9%: 5% >20-39.9%: 10% 40%-59.9%: 15% >60%-79.9%: 20% ≥ 80%: 25% | 2/25 CNAs (5%) | + | 15% | |
| 0%: 0% >0-19.9%: 5% >20-39.9%: 10% 40%-59.9%: 15% >60%-79.9%: 20% ≥ 80%: 25% | 2/7 relevant actions (10%) | | | |

Total rating 15%

¹These nutrition actions may be derived from the Core Nutrition Actions (CNAs), National Nutrition Action Plan or another agreed source

Summary Rating Sheet: National HIV/AIDS Strategic Framework II

Nutrition is a key aspect of the policy/strategy

| | |
|----------|---|
| Stream 1 | Malnutrition acknowledged to be a problem by the policy/strategy |
| | Nutrition captured as an objective &/or nutrition indicator(s) (e.g. prevalence of stunting, wasting, micronutrient deficiencies) included in the policy/strategy |

| Coding | Actual rating | | Subtotal | Harvey ball |
|---------------------|---------------|---|----------|-------------|
| Yes (25%) / No (0%) | Yes (25%) | + | 25% | |
| Yes (25%) / No (0%) | No (0%) | | | |

Individual nutrition actions/intervention strategies included

| | |
|----------|--|
| Stream 2 | # of nutrition actions ¹ included in the policy/strategy out of total nutrition actions |
| | # of nutrition actions ¹ related to that policy/strategy domain included in the policy/strategy out of total nutrition actions related to that policy/strategy domain |

| | | | | |
|---|---------------------------|---|----|--|
| 0%: 0% >0-19.9%: 5% >20-39.9%: 10% 40%-59.9%: 15% >60%-79.9%: 20% ≥ 80%: 25% | 0/25 CNAs (0%) | + | 0% | |
| 0%: 0% >0-19.9%: 5% >20-39.9%: 10% 40%-59.9%: 15% >60%-79.9%: 20% ≥ 80%: 25% | 0/2 relevant actions (0%) | | | |

Total rating 25%

¹These nutrition actions may be derived from the Core Nutrition Actions (CNAs), National Nutrition Action Plan or another agreed source

Summary Rating Sheet: Liberia National HIV Prevention Strategy

Nutrition is a key aspect of the policy/strategy

| | |
|----------|---|
| Stream 1 | Malnutrition acknowledged to be a problem by the policy/strategy |
| | Nutrition captured as an objective &/or nutrition indicator(s) (e.g. prevalence of stunting, wasting, micronutrient deficiencies) included in the policy/strategy |

| Coding | Actual rating | | Subtotal | Harvey ball |
|---------------------|---------------|---|----------|-------------|
| Yes (25%) / No (0%) | No (0%) | + | 0% | ◐ |
| Yes (25%) / No (0%) | No (0%) | | | |

Individual nutrition actions/intervention strategies included

| | |
|----------|--|
| Stream 2 | # of nutrition actions ¹ included in the policy/strategy out of total nutrition actions |
| | # of nutrition actions ¹ related to that policy/strategy domain included in the policy/strategy out of total nutrition actions related to that policy/strategy domain |

| | | | | |
|---|----------------------------|---|-----|---|
| 0%: 0% >0-19.9%: 5% >20-39.9%: 10% 40%-59.9%: 15% >60%-79.9%: 20% ≥ 80%: 25% | 1/25 CNAs (5%) | + | 30% | ◑ |
| 0%: 0% >0-19.9%: 5% >20-39.9%: 10% 40%-59.9%: 15% >60%-79.9%: 20% ≥ 80%: 25% | 1/1 relevant actions (25%) | | | |

Total rating 30%

¹These nutrition actions may be derived from the Core Nutrition Actions (CNAs), National Nutrition Action Plan or another agreed source

Summary Rating Sheet: National Community Health Services Policy

Nutrition is a key aspect of the policy/strategy

| | |
|-----------------|---|
| Stream 1 | Malnutrition acknowledged to be a problem by the policy/strategy |
| | Nutrition captured as an objective &/or nutrition indicator(s) (e.g. prevalence of stunting, wasting, micronutrient deficiencies) included in the policy/strategy |

| Coding | Actual rating | | Subtotal | Harvey ball |
|---------------------|---------------|---|----------|-------------|
| Yes (25%) / No (0%) | No (0%) | + | 0% | ◐ |
| Yes (25%) / No (0%) | No (0%) | | | |

Individual nutrition actions/intervention strategies included

| | |
|-----------------|--|
| Stream 2 | # of nutrition actions ¹ included in the policy/strategy out of total nutrition actions |
| | # of nutrition actions ¹ related to that policy/strategy domain included in the policy/strategy out of total nutrition actions related to that policy/strategy domain |

| | | | | |
|---|------------------------------|---|-----|---|
| 0%: 0% >0-19.9%: 5% >20-39.9%: 10% 40%-59.9%: 15% >60%-79.9%: 20% ≥ 80%: 25% | 10/25 CNAs (15%) | + | 40% | ◐ |
| 0%: 0% >0-19.9%: 5% >20-39.9%: 10% 40%-59.9%: 15% >60%-79.9%: 20% ≥ 80%: 25% | 10/12 relevant actions (25%) | | | |

Total rating 40%

¹These nutrition actions may be derived from the Core Nutrition Actions (CNAs), National Nutrition Action Plan or another agreed source

Summary Rating Sheet: National Health and Social Welfare Decentralization Policy and Strategy

Nutrition is a key aspect of the policy/strategy

| | |
|----------|---|
| Stream 1 | Malnutrition acknowledged to be a problem by the policy/strategy |
| | Nutrition captured as an objective &/or nutrition indicator(s) (e.g. prevalence of stunting, wasting, micronutrient deficiencies) included in the policy/strategy |

| Coding | Actual rating | | Subtotal | Harvey ball |
|---------------------|---------------|---|----------|-------------|
| Yes (25%) / No (0%) | No (0%) | + | 0% | ○ |
| Yes (25%) / No (0%) | No (0%) | | | |

Individual nutrition actions/intervention strategies included

| | |
|----------|--|
| Stream 2 | # of nutrition actions ¹ included in the policy/strategy out of total nutrition actions |
| | # of nutrition actions ¹ related to that policy/strategy domain included in the policy/strategy out of total nutrition actions related to that policy/strategy domain |

| | | | | |
|---|----------------------------|---|----|---|
| 0%: 0% >0-19.9%: 5% >20-39.9%: 10% 40%-59.9%: 15% >60%-79.9%: 20% ≥ 80%: 25% | 0/25 CNAs (0%) | + | 0% | ○ |
| 0%: 0% >0-19.9%: 5% >20-39.9%: 10% 40%-59.9%: 15% >60%-79.9%: 20% ≥ 80%: 25% | 0/12 relevant actions (0%) | | | |

Total rating 0%

¹These nutrition actions may be derived from the Core Nutrition Actions (CNAs), National Nutrition Action Plan or another agreed source

Summary Rating Sheet: Water Supply and Sanitation Policy

Nutrition is a key aspect of the policy/strategy

| | |
|----------|---|
| Stream 1 | Malnutrition acknowledged to be a problem by the policy/strategy |
| | Nutrition captured as an objective &/or nutrition indicator(s) (e.g. prevalence of stunting, wasting, micronutrient deficiencies) included in the policy/strategy |

| Coding | Actual rating | | Subtotal | Harvey ball |
|---------------------|---------------|---|----------|-------------|
| Yes (25%) / No (0%) | No (0%) | | 0% | ◐ |
| Yes (25%) / No (0%) | No (0%) | + | | |

Individual nutrition actions/intervention strategies included

| | |
|----------|--|
| Stream 2 | # of nutrition actions ¹ included in the policy/strategy out of total nutrition actions |
| | # of nutrition actions ¹ related to that policy/strategy domain included in the policy/strategy out of total nutrition actions related to that policy/strategy domain |

| | | | | |
|---|----------------------------|---|-----|---|
| 0%: 0% >0-19.9%: 5% >20-39.9%: 10% 40%-59.9%: 15% >60%-79.9%: 20% ≥ 80%: 25% | 2/25 CNAs (5%) | | 30% | ◑ |
| 0%: 0% >0-19.9%: 5% >20-39.9%: 10% 40%-59.9%: 15% >60%-79.9%: 20% ≥ 80%: 25% | 2/2 relevant actions (25%) | + | | |

Total rating 30%

¹These nutrition actions may be derived from the Core Nutrition Actions (CNAs), National Nutrition Action Plan or another agreed source

Summary Rating Sheet: Food and Agriculture Policy and Strategy

Nutrition is a key aspect of the policy/strategy

| | |
|-----------------|---|
| Stream 1 | Malnutrition acknowledged to be a problem by the policy/strategy |
| | Nutrition captured as an objective &/or nutrition indicator(s) (e.g. prevalence of stunting, wasting, micronutrient deficiencies) included in the policy/strategy |

| Coding | Actual rating | | Subtotal | Harvey ball |
|---------------------|---------------|---|----------|-------------|
| Yes (25%) / No (0%) | Yes (25%) | + | 50% | |
| Yes (25%) / No (0%) | Yes (25%) | | | |

Individual nutrition actions/intervention strategies included

| | |
|-----------------|--|
| Stream 2 | # of nutrition actions ¹ included in the policy/strategy out of total nutrition actions |
| | # of nutrition actions ¹ related to that policy/strategy domain included in the policy/strategy out of total nutrition actions related to that policy/strategy domain |

| | | | | |
|---|-----------------------------|---|-----|--|
| 0%: 0% >0-19.9%: 5% >20-39.9%: 10% 40%-59.9%: 15% >60%-79.9%: 20% ≥ 80%: 25% | 3/25 CNAs (5%) | + | 15% | |
| 0%: 0% >0-19.9%: 5% >20-39.9%: 10% 40%-59.9%: 15% >60%-79.9%: 20% ≥ 80%: 25% | 3/10 relevant actions (10%) | | | |

Total rating 65%

¹These nutrition actions may be derived from the Core Nutrition Actions (CNAs), National Nutrition Action Plan or another agreed source

Summary Rating Sheet: National Food Security and Nutrition Strategy

Nutrition is a key aspect of the policy/strategy

| | |
|-----------------|---|
| Stream 1 | Malnutrition acknowledged to be a problem by the policy/strategy |
| | Nutrition captured as an objective &/or nutrition indicator(s) (e.g. prevalence of stunting, wasting, micronutrient deficiencies) included in the policy/strategy |

| Coding | Actual rating | | Subtotal | Harvey ball |
|---------------------|---------------|---|----------|-------------|
| Yes (25%) / No (0%) | Yes (25%) | + | 50% | ● |
| Yes (25%) / No (0%) | Yes (25%) | | | |

Individual nutrition actions/intervention strategies included

| | |
|-----------------|--|
| Stream 2 | # of nutrition actions ¹ included in the policy/strategy out of total nutrition actions |
| | # of nutrition actions ¹ related to that policy/strategy domain included in the policy/strategy out of total nutrition actions related to that policy/strategy domain |

| | | | | |
|---|------------------------------|---|-----|---|
| 0%: 0% >0-19.9%: 5% >20-39.9%: 10% 40%-59.9%: 15% >60%-79.9%: 20% ≥ 80%: 25% | 15/25 CNAs (20%) | + | 40% | ● |
| 0%: 0% >0-19.9%: 5% >20-39.9%: 10% 40%-59.9%: 15% >60%-79.9%: 20% ≥ 80%: 25% | 15/22 relevant actions (20%) | | | |

Total rating 90%

¹These nutrition actions may be derived from the Core Nutrition Actions (CNAs), National Nutrition Action Plan or another agreed source

Summary Rating Sheet: Fisheries and Aquaculture Policy and Strategy

Nutrition is a key aspect of the policy/strategy

| | |
|----------|---|
| Stream 1 | Malnutrition acknowledged to be a problem by the policy/strategy |
| | Nutrition captured as an objective &/or nutrition indicator(s) (e.g. prevalence of stunting, wasting, micronutrient deficiencies) included in the policy/strategy |

| Coding | Actual rating | | Subtotal | Harvey ball |
|---------------------|---------------|---|----------|-------------|
| Yes (25%) / No (0%) | No (0%) | + | 0% | ○ |
| Yes (25%) / No (0%) | No (0%) | | | |

Individual nutrition actions/intervention strategies included

| | |
|----------|--|
| Stream 2 | # of nutrition actions ¹ included in the policy/strategy out of total nutrition actions |
| | # of nutrition actions ¹ related to that policy/strategy domain included in the policy/strategy out of total nutrition actions related to that policy/strategy domain |

| | | | | |
|---|---------------------------|---|----|---|
| 0%: 0% >0-19.9%: 5% >20-39.9%: 10% 40%-59.9%: 15% >60%-79.9%: 20% ≥ 80%: 25% | 0/25 CNAs (0%) | + | 0% | ○ |
| 0%: 0% >0-19.9%: 5% >20-39.9%: 10% 40%-59.9%: 15% >60%-79.9%: 20% ≥ 80%: 25% | 0/0 relevant actions (0%) | | | |

Total rating 0%

¹These nutrition actions may be derived from the Core Nutrition Actions (CNAs), National Nutrition Action Plan or another agreed source

Summary Rating Sheet: Liberia National Livestock Policy

Nutrition is a key aspect of the policy/strategy

| | |
|-----------------|---|
| Stream 1 | Malnutrition acknowledged to be a problem by the policy/strategy |
| | Nutrition captured as an objective &/or nutrition indicator(s) (e.g. prevalence of stunting, wasting, micronutrient deficiencies) included in the policy/strategy |

| Coding | Actual rating | | Subtotal | Harvey ball |
|---------------------|---------------|---|----------|-------------|
| Yes (25%) / No (0%) | Y/N(XX%) | + | XX% | |
| Yes (25%) / No (0%) | Y/N(XX%) | | | |

Individual nutrition actions/intervention strategies included

| | |
|-----------------|--|
| Stream 2 | # of nutrition actions ¹ included in the policy/strategy out of total nutrition actions |
| | # of nutrition actions ¹ related to that policy/strategy domain included in the policy/strategy out of total nutrition actions related to that policy/strategy domain |

| | | | | |
|---|----------------------------|---|-----|---|
| 0%: 0% >0-19.9%: 5% >20-39.9%: 10% 40%-59.9%: 15% >60%-79.9%: 20% ≥ 80%: 25% | X/XX CNAs (XX%) | + | XX% | + |
| 0%: 0% >0-19.9%: 5% >20-39.9%: 10% 40%-59.9%: 15% >60%-79.9%: 20% ≥ 80%: 25% | X/X relevant actions (XX%) | | | |

Total rating XX%

¹These nutrition actions may be derived from the Core Nutrition Actions (CNAs), National Nutrition Action Plan or another agreed source

Summary Rating Sheet: Land Rights Policy

Nutrition is a key aspect of the policy/strategy

| | |
|----------|---|
| Stream 1 | Malnutrition acknowledged to be a problem by the policy/strategy |
| | Nutrition captured as an objective &/or nutrition indicator(s) (e.g. prevalence of stunting, wasting, micronutrient deficiencies) included in the policy/strategy |

| Coding | Actual rating | | Subtotal | Harvey ball |
|---------------------|---------------|---|----------|-------------|
| Yes (25%) / No (0%) | No (0%) | + | 0% | ○ |
| Yes (25%) / No (0%) | No (0%) | | | |

Individual nutrition actions/intervention strategies included

| | |
|----------|--|
| Stream 2 | # of nutrition actions ¹ included in the policy/strategy out of total nutrition actions |
| | # of nutrition actions ¹ related to that policy/strategy domain included in the policy/strategy out of total nutrition actions related to that policy/strategy domain |

| | | | | |
|---|---------------------------|---|----|---|
| 0%: 0% >0-19.9%: 5% >20-39.9%: 10% 40%-59.9%: 15% >60%-79.9%: 20% ≥ 80%: 25% | 0/25 CNAs (0%) | + | 0% | ○ |
| 0%: 0% >0-19.9%: 5% >20-39.9%: 10% 40%-59.9%: 15% >60%-79.9%: 20% ≥ 80%: 25% | 0/2 relevant actions (0%) | | | |

Total rating 0%

¹These nutrition actions may be derived from the Core Nutrition Actions (CNAs), National Nutrition Action Plan or another agreed source

Summary Rating Sheet: National Policy and Response Strategy on Climate Change Liberia

Nutrition is a key aspect of the policy/strategy

| | |
|----------|---|
| Stream 1 | Malnutrition acknowledged to be a problem by the policy/strategy |
| | Nutrition captured as an objective &/or nutrition indicator(s) (e.g. prevalence of stunting, wasting, micronutrient deficiencies) included in the policy/strategy |

| Coding | Actual rating | | Subtotal | Harvey ball |
|---|----------------------------|---|----------|-------------|
| Yes (25%) / No (0%) | No (0%) | + | 0% | + |
| Yes (25%) / No (0%) | No (0%) | | | |
| 0%: 0% >0-19.9%: 5% >20-39.9%: 10% 40%-59.9%: 15% >60%-79.9%: 20% ≥ 80%: 25% | 0/25 CNAs (0%) | + | 0% | |
| 0%: 0% >0-19.9%: 5% >20-39.9%: 10% 40%-59.9%: 15% >60%-79.9%: 20% ≥ 80%: 25% | 0/12 relevant actions (0%) | | | |

Individual nutrition actions/intervention strategies included

| | |
|----------|--|
| Stream 2 | # of nutrition actions ¹ included in the policy/strategy out of total nutrition actions |
| | # of nutrition actions ¹ related to that policy/strategy domain included in the policy/strategy out of total nutrition actions related to that policy/strategy domain |

Total rating 0%

¹These nutrition actions may be derived from the Core Nutrition Actions (CNAs), National Nutrition Action Plan or another agreed source

Summary Rating Sheet: National Policy on Girls' Education

Nutrition is a key aspect of the policy/strategy

| | |
|----------|---|
| Stream 1 | Malnutrition acknowledged to be a problem by the policy/strategy |
| | Nutrition captured as an objective &/or nutrition indicator(s) (e.g. prevalence of stunting, wasting, micronutrient deficiencies) included in the policy/strategy |

| Coding | Actual rating | | Subtotal | Harvey ball |
|---------------------|---------------|---|----------|-------------|
| Yes (25%) / No (0%) | NO (0%) | + | 0% | |
| Yes (25%) / No (0%) | No (0%) | | | |

Individual nutrition actions/intervention strategies included

| | |
|----------|--|
| Stream 2 | # of nutrition actions ¹ included in the policy/strategy out of total nutrition actions |
| | # of nutrition actions ¹ related to that policy/strategy domain included in the policy/strategy out of total nutrition actions related to that policy/strategy domain |

| | | | | |
|---|----------------------------|---|-----|--|
| 0%: 0% >0-19.9%: 5% >20-39.9%: 10% 40%-59.9%: 15% >60%-79.9%: 20% ≥ 80%: 25% | 3/25 CNAs (5%) | + | 25% | |
| 0%: 0% >0-19.9%: 5% >20-39.9%: 10% 40%-59.9%: 15% >60%-79.9%: 20% ≥ 80%: 25% | 3/4 relevant actions (20%) | | | |


Total rating 25%

¹These nutrition actions may be derived from the Core Nutrition Actions (CNAs), National Nutrition Action Plan or another agreed source

Summary Rating Sheet: National School Health Policy


Nutrition is a key aspect of the policy/strategy

| | |
|----------|---|
| Stream 1 | Malnutrition acknowledged to be a problem by the policy/strategy |
| | Nutrition captured as an objective &/or nutrition indicator(s) (e.g. prevalence of stunting, wasting, micronutrient deficiencies) included in the policy/strategy |

| Coding | Actual rating | | Subtotal | Harvey ball |
|---------------------|---------------|---|----------|---|
| Yes (25%) / No (0%) | Yes (25%) | + | 25% |  |
| Yes (25%) / No (0%) | No (0%) | | | |

Individual nutrition actions/intervention strategies included

| | |
|----------|--|
| Stream 2 | # of nutrition actions ¹ included in the policy/strategy out of total nutrition actions |
| | # of nutrition actions ¹ related to that policy/strategy domain included in the policy/strategy out of total nutrition actions related to that policy/strategy domain |

| | | | | |
|---|----------------------------|---|-----|---|
| 0%: 0% >0-19.9%: 5% >20-39.9%: 10% 40%-59.9%: 15% >60%-79.9%: 20% ≥ 80%: 25% | 4/25 CNAs (5%) | + | 30% |  |
| 0%: 0% >0-19.9%: 5% >20-39.9%: 10% 40%-59.9%: 15% >60%-79.9%: 20% ≥ 80%: 25% | 4/5 relevant actions (25%) | | | |

Total rating 55%

¹These nutrition actions may be derived from the Core Nutrition Actions (CNAs), National Nutrition Action Plan or another agreed source

Summary Rating Sheet: School Health and Nutrition Strategy

Nutrition is a key aspect of the policy/strategy

| | |
|-----------------|---|
| Stream 1 | Malnutrition acknowledged to be a problem by the policy/strategy |
| | Nutrition captured as an objective &/or nutrition indicator(s) (e.g. prevalence of stunting, wasting, micronutrient deficiencies) included in the policy/strategy |

| Coding | Actual rating | | Subtotal | Harvey ball |
|---------------------|---------------|---|----------|-------------|
| Yes (25%) / No (0%) | Y/N(XX%) | + | XX% | |
| Yes (25%) / No (0%) | Y/N (XX%) | | | |

Individual nutrition actions/intervention strategies included

| | |
|-----------------|--|
| Stream 2 | # of nutrition actions ¹ included in the policy/strategy out of total nutrition actions |
| | # of nutrition actions ¹ related to that policy/strategy domain included in the policy/strategy out of total nutrition actions related to that policy/strategy domain |

| | | | | |
|---|----------------------------|---|-----|---|
| 0%: 0% >0-19.9%: 5% >20-39.9%: 10% 40%-59.9%: 15% >60%-79.9%: 20% ≥ 80%: 25% | X/XX CNAs (XX%) | + | XX% | + |
| 0%: 0% >0-19.9%: 5% >20-39.9%: 10% 40%-59.9%: 15% >60%-79.9%: 20% ≥ 80%: 25% | X/X relevant actions (XX%) | | | |

Total rating XX%

¹These nutrition actions may be derived from the Core Nutrition Actions (CNAs), National Nutrition Action Plan or another agreed source

Summary Rating Sheet: National Inter-Sectoral Policy on Early Childhood Development (NIPECD)

Nutrition is a key aspect of the policy/strategy

| | |
|----------|---|
| Stream 1 | Malnutrition acknowledged to be a problem by the policy/strategy |
| | Nutrition captured as an objective &/or nutrition indicator(s) (e.g. prevalence of stunting, wasting, micronutrient deficiencies) included in the policy/strategy |

| Coding | Actual rating | | Subtotal | Harvey ball |
|---------------------|---------------|---|----------|-------------|
| Yes (25%) / No (0%) | Yes (25%) | + | 50% | ● |
| Yes (25%) / No (0%) | Yes (25%) | | | |

Individual nutrition actions/intervention strategies included

| | |
|----------|--|
| Stream 2 | # of nutrition actions ¹ included in the policy/strategy out of total nutrition actions |
| | # of nutrition actions ¹ related to that policy/strategy domain included in the policy/strategy out of total nutrition actions related to that policy/strategy domain |

| | | | | |
|---|-----------------------------|---|-----|---|
| 0%: 0% >0-19.9%: 5% >20-39.9%: 10% 40%-59.9%: 15% >60%-79.9%: 20% ≥ 80%: 25% | 9/25 CNAs (10%) | + | 30% | ● |
| 0%: 0% >0-19.9%: 5% >20-39.9%: 10% 40%-59.9%: 15% >60%-79.9%: 20% ≥ 80%: 25% | 9/14 relevant actions (20%) | | | |

Total rating 80%

¹These nutrition actions may be derived from the Core Nutrition Actions (CNAs), National Nutrition Action Plan or another agreed source

Summary Rating Sheet: Liberia National Education Sector HIV & Aids Policy

Nutrition is a key aspect of the policy/strategy

| | |
|-----------------|---|
| Stream 1 | Malnutrition acknowledged to be a problem by the policy/strategy |
| | Nutrition captured as an objective &/or nutrition indicator(s) (e.g. prevalence of stunting, wasting, micronutrient deficiencies) included in the policy/strategy |

| Coding | Actual rating | | Subtotal | Harvey ball |
|---------------------|---------------|---|----------|-------------|
| Yes (25%) / No (0%) | No (0%) | + | 0% | |
| Yes (25%) / No (0%) | No (0%) | | | |

Individual nutrition actions/intervention strategies included

| | |
|-----------------|--|
| Stream 2 | # of nutrition actions ¹ included in the policy/strategy out of total nutrition actions |
| | # of nutrition actions ¹ related to that policy/strategy domain included in the policy/strategy out of total nutrition actions related to that policy/strategy domain |

| | | | | |
|---|----------------------------|---|-----|--|
| 0%: 0% >0-19.9%: 5% >20-39.9%: 10% 40%-59.9%: 15% >60%-79.9%: 20% ≥ 80%: 25% | 1/25 CNAs (5%) | + | 20% | |
| 0%: 0% >0-19.9%: 5% >20-39.9%: 10% 40%-59.9%: 15% >60%-79.9%: 20% ≥ 80%: 25% | 1/2 relevant actions (15%) | | | |

Total rating 20%

¹These nutrition actions may be derived from the Core Nutrition Actions (CNAs), National Nutrition Action Plan or another agreed source

Summary Rating Sheet: National School Feeding Policy

Nutrition is a key aspect of the policy/strategy

| | |
|----------|---|
| Stream 1 | Malnutrition acknowledged to be a problem by the policy/strategy |
| | Nutrition captured as an objective &/or nutrition indicator(s) (e.g. prevalence of stunting, wasting, micronutrient deficiencies) included in the policy/strategy |

| Coding | Actual rating | | Subtotal | Harvey ball |
|---------------------|---------------|---|----------|-------------|
| Yes (25%) / No (0%) | Yes (25%) | + | 50% | ● |
| Yes (25%) / No (0%) | Yes (25%) | | | |

Individual nutrition actions/intervention strategies included

| | |
|----------|--|
| Stream 2 | # of nutrition actions ¹ included in the policy/strategy out of total nutrition actions |
| | # of nutrition actions ¹ related to that policy/strategy domain included in the policy/strategy out of total nutrition actions related to that policy/strategy domain |

| | | | | |
|---|----------------------------|---|-----|---|
| 0%: 0% >0-19.9%: 5% >20-39.9%: 10% 40%-59.9%: 15% >60%-79.9%: 20% ≥ 80%: 25% | 4/25 CNAs (5%) | + | 30% | ● |
| 0%: 0% >0-19.9%: 5% >20-39.9%: 10% 40%-59.9%: 15% >60%-79.9%: 20% ≥ 80%: 25% | 4/4 relevant actions (25%) | | | |

Total rating 80%

¹These nutrition actions may be derived from the Core Nutrition Actions (CNAs), National Nutrition Action Plan or another agreed source

Summary Rating Sheet: National Social Protection Policy and Strategy

Nutrition is a key aspect of the policy/strategy

| | |
|----------|---|
| Stream 1 | Malnutrition acknowledged to be a problem by the policy/strategy |
| | Nutrition captured as an objective &/or nutrition indicator(s) (e.g. prevalence of stunting, wasting, micronutrient deficiencies) included in the policy/strategy |

| Coding | Actual rating | | Subtotal | Harvey ball |
|---------------------|---------------|---|----------|-------------|
| Yes (25%) / No (0%) | No (0%) | + | 0% | |
| Yes (25%) / No (0%) | No (0%) | | | |

Individual nutrition actions/intervention strategies included

| | |
|----------|--|
| Stream 2 | # of nutrition actions ¹ included in the policy/strategy out of total nutrition actions |
| | # of nutrition actions ¹ related to that policy/strategy domain included in the policy/strategy out of total nutrition actions related to that policy/strategy domain |

| | | | | |
|---|----------------------------|---|-----|--|
| 0%: 0% >0-19.9%: 5% >20-39.9%: 10% 40%-59.9%: 15% >60%-79.9%: 20% ≥ 80%: 25% | 1/25 CNAs (5%) | + | 30% | |
| 0%: 0% >0-19.9%: 5% >20-39.9%: 10% 40%-59.9%: 15% >60%-79.9%: 20% ≥ 80%: 25% | 1/1 relevant actions (25%) | | | |

Total rating 30%

¹These nutrition actions may be derived from the Core Nutrition Actions (CNAs), National Nutrition Action Plan or another agreed source

Summary Rating Sheet: National Gender Policy

Nutrition is a key aspect of the policy/strategy

| | |
|----------|---|
| Stream 1 | Malnutrition acknowledged to be a problem by the policy/strategy |
| | Nutrition captured as an objective &/or nutrition indicator(s) (e.g. prevalence of stunting, wasting, micronutrient deficiencies) included in the policy/strategy |

| Coding | Actual rating | Subtotal | Harvey ball |
|---------------------|---------------|----------|-------------|
| Yes (25%) / No (0%) | Yes (25%) | 25% | + |
| Yes (25%) / No (0%) | No (0%) | | |

Individual nutrition actions/intervention strategies included

| | |
|----------|--|
| Stream 2 | # of nutrition actions ¹ included in the policy/strategy out of total nutrition actions |
| | # of nutrition actions ¹ related to that policy/strategy domain included in the policy/strategy out of total nutrition actions related to that policy/strategy domain |

| | | | |
|---|----------------------------|-----|---|
| 0%: 0% >0-19.9%: 5% >20-39.9%: 10% 40%-59.9%: 15% >60%-79.9%: 20% ≥ 80%: 25% | 1/25 CNAs (5%) | 15% | + |
| 0%: 0% >0-19.9%: 5% >20-39.9%: 10% 40%-59.9%: 15% >60%-79.9%: 20% ≥ 80%: 25% | 1/5 relevant actions (10%) | | |

Total rating 40%

¹These nutrition actions may be derived from the Core Nutrition Actions (CNAs), National Nutrition Action Plan or another agreed source

Detailed Review of Stream 1: Nutrition objectives/indicators and remarks for policies and strategies

Stream 1: Qualifying whether nutrition is broadly reflected by policy and strategy frameworks (1/13)

| Document | Period covered | Nutrition objectives &/or nutrition indicators included in document | Remarks (e.g. references to nutrition) |
|---|----------------|--|--|
| Pro-poor Agenda For Prosperity and Development (PAPD) | 2018-2023 | <p>Specific nutrition objectives:</p> <ol style="list-style-type: none"> 1. Reduce under-five malnutrition as part of efforts to reduce morbidity and mortality through better access to health services <p>Other nutrition relevant objectives:</p> <ol style="list-style-type: none"> 1. Improve food and nutrition security in vulnerable communities through increased local production and consumption of nutritious foods <p>Nutrition indicators:</p> <p>Reduce Under-5 stunting from 32% to 22%</p> <p>Nutrition relevant indicators include:</p> <p>Reduce malaria prevalence more than half to 20%</p> <p>Reduce Under-5 mortality to 57 per 1000 live births</p> | <p>States that malnutrition remains a major public health concern affecting mostly children under-five.</p> <p>Acknowledgement that malnutrition prevention brings important health, educational, and economic benefits over the medium to long term.</p> <p>Focus on reduction in under-five malnutrition of girls and boys and breaking intergenerational cycle of malnutrition.</p> <p>Aims for basic income security for children, providing access to nutrition services</p> |
| National Nutrition Policy | 2019-2024 | <p>Specific Nutrition Objectives:</p> <ol style="list-style-type: none"> 1. To ensure improved access to and utilization of a package of proven Direct Nutrition Interventions (DNI) and nutrition specific interventions. 2. To shape positively the enabling environment for attainment of positive nutrition outcomes. 3. To improve awareness and practices of positive nutrition behaviours essential for the attainment of optimal nutrition status (demand creation). 4. To strengthen the coordination, monitoring and evaluation of multisectoral nutrition interventions. <p>Nutrition indicators: None articulated</p> <p>Nutrition relevant indicators: None articulated</p> | <p>Sets out the nutrition situation in the country and states the goals, objectives, strategies and priority decisions essential for the attainment of optimal nutrition that ultimately contributes to poverty reduction and sustainable human development.</p> <p>Key guiding principle – nutrition as a human right</p> <p>Malnutrition acknowledged as a key cause of child mortality in the country and its long-term and intergenerational effects. Also recognises the negative impact of malnutrition on economic growth and poverty reduction.</p> <p>Sets out priority policy areas with a multisectoral approach to reach the 4 strategic objectives.</p> |

Stream 1: Qualifying whether nutrition is broadly reflected by policy and strategy frameworks (2/13)

| Document | Period covered | Nutrition objectives &/or nutrition indicators included in document | Remarks (e.g. references to nutrition) |
|--|----------------|---|--|
| National Health and Social Welfare Policy | 2011-2021 | <p>Specific Nutrition Objectives: None articulated</p> <p>Other Nutrition Relevant Objectives:</p> <ol style="list-style-type: none"> 1. Increase access to and utilization of a comprehensive package of quality health and social welfare services of proven effectiveness 2. Make health and social welfare services more responsive to people's needs, demands and expectations 3. Make health care and social protection available to all of Liberia's population <p>Nutrition Indicators: None articulated</p> <p>Nutrition related indicators: None articulated</p> | <p>Sets out the nutrition situation in terms of stunting and wasting (42 percent of children under 5 were chronically malnourished (stunted) and 3 percent were acutely malnourished in 2010).</p> <p>Links this Policy to the National Nutritional Policy – stating that the MOHSW has committed to institutionalizing the Essential Nutrition Actions to accelerate coverage of nutrition interventions.</p> |
| National Human Resources Policy and Plan for Health and Social Welfare | 2011-2021 | <p>Specific Nutrition Objectives: None articulated</p> <p>Other Nutrition Relevant Objectives:</p> <ol style="list-style-type: none"> 1. To increase the number of high-quality workers 2. To increase the number of high-performing facilities and institutions 3. To develop a gender-sensitive, people-centred workforce 4. To increase the number of safe and enabling learning and working environments <p>Nutrition Indicators: None articulated</p> <p>Nutrition related indicators: None articulated</p> | <p>Under training and development mentions that pre- and in-service training curricula will include professional codes of ethics and conduct as well as non-clinical subjects, such as food security and nutrition.</p> |

Stream 1: Qualifying whether nutrition is broadly reflected by policy and strategy frameworks (3/13)

| Document | Period covered | Nutrition objectives &/or nutrition indicators included in document | Remarks (e.g. references to nutrition) |
|--|----------------|--|--|
| National Strategy for Child Survival | 2008-2011 | <p>Specific Nutrition Objectives:</p> <ol style="list-style-type: none"> To increase rate of Exclusive Breastfeeding <p>Other Nutrition Relevant Objectives include:</p> <ol style="list-style-type: none"> To increase treatment for children with malaria, pneumonia and diarrhoea To increase the coverage of ANC 3+ visits <p>Nutrition Indicators:</p> <p>% of children up to 6 months exclusively breastfed</p> <p>Nutrition related indicators include:</p> <p>% of under 5 with diarrhoea who received ORT % of under five children who sleep under an ITN % of pregnant women who received 3+ ANC visits % of children under 1 receiving key vaccinations</p> | <p>Mentions the leading causes of morbidity and mortality in children under-five years of age in Liberia still remain: neonatal conditions, ARI-pneumonia, malaria, diarrhoea, and measles with malnutrition as an underlying cause.</p> <p>The main strategic areas that have been identified include increased coverage of immunization, nutrition, safe drinking water, improving maternal and child health and increased use of ITNs. Others includes IMCI, focusing on prevention through provision of essential inputs, capacity building of professional health workers and community health providers, and intensified communication for behaviour change, and community mobilization, among others.</p> |
| National Health Communication Strategy | 2016-2021 | <p>Specific Nutrition Objectives: None articulated</p> <p>Other Nutrition Relevant Objectives:</p> <ol style="list-style-type: none"> Design and implement effective BCC strategies to enhance and sustain appropriate health practices and health seeking behavior for general population. Strengthen multi-sectorial approach of SBCC interventions through the empowerment of individuals, households and communities. <p>Nutrition Indicators:</p> <p>% of women who know importance of immediate and exclusive breastfeeding up to 6 months % of women who breastfeed up to 6 months % of women who know importance of introduction of supplementary foods after 6 months to 2 years</p> | <p>Nutrition related indicators:</p> <p>% of people who understand the importance of correct and consistent use of LLINs % of people who use LLINs correctly every night % of caregivers who understand the importance of immunizing their children % of individuals who know the importance of handwashing % of people who practice handwashing</p> <p>Nutrition integrated in a number of actions in the list of Essential Health Actions and Communication Objectives by Priority Health Area.</p> <p>Priority audiences include key nutrition target groups such as children under 5 and pregnant women.</p> |

Stream 1: Qualifying whether nutrition is broadly reflected by policy and strategy frameworks (4/13)

| Document | Period covered | Nutrition objectives &/or nutrition indicators included in document | Remarks (e.g. references to nutrition) |
|---|----------------|--|---|
| Liberia Sexual and Reproductive Health Policy | 2010 | <p>Specific Nutrition Objectives: None articulated</p> <p>Other Nutrition Relevant Objectives:</p> <ol style="list-style-type: none"> To provide essential SRH services To increase access to and utilization of SRH services To improve the quality of SRH services <p>Nutrition Indicators: None articulated</p> <p>Nutrition related indicators: None articulated</p> <p>:</p> | <p>Seeks the integration of nutrition education, essential nutrition actions and food supplementation programs with SRH services and training</p> <p>The responsibilities of Trained Traditional Midwives include: Counselling on essential new-born care (warmth, hygiene, immediate breastfeeding), exclusive breastfeeding, maternal and new-born nutrition, and recognition and appropriate actions in the case of danger signs</p> |
| National HIV/AIDS Strategic Framework II | 2010-2014 | <p>Specific Nutrition Objectives: None articulated</p> <p>Other Nutrition Relevant Objectives:</p> <ol style="list-style-type: none"> To strengthen the quality, and scale up coverage and utilisation of treatment, care and support for PLHIV, OVC, and other affected persons. <p>Nutrition Indicators: None articulated (do not have annexes)</p> <p>Nutrition related indicators: None articulated (do not have annexes)</p> | <p>Nutritional issues mentioned under key drivers of HIV: The vast majority of the population lives in extreme poverty, whose dimensions include high unemployment; poor nutrition and food security; and low health and education indicators.</p> <p>Noted that in addition to care and treatment provided through the health sector, PLHIV need comprehensive care and support, including nutritional support for those on ARV treatment</p> <p>Linkages between health and other governmental support services, including social welfare services for nutritional and educational support should be strengthened</p> |

Stream 1: Qualifying whether nutrition is broadly reflected by policy and strategy frameworks (5/13)

| Document | Period covered | Nutrition objectives &/or nutrition indicators included in document | Remarks (e.g. references to nutrition) |
|---|----------------|--|---|
| Liberia National HIV Prevention Strategy | 2017-2020 | <p>Specific Nutrition Objectives: None articulated</p> <p>Other Nutrition Relevant Objectives: 1. Link target groups, where necessary, to high quality, acceptable and accessible HIV treatment and care services for each relevant group (includes nutrition support)</p> <p>Nutrition Indicators: None articulated</p> <p>Nutrition related indicators: None articulated</p> | Does not describe in detail how the nutrition support would work in practice or have any specific indicators related to this |
| National Health and Social Welfare Decentralization Policy and Strategy | 2012 | <p>Specific Nutrition Objectives: None articulated</p> <p>Other Nutrition Relevant Objectives: None articulated</p> <p>Nutrition Indicators: None articulated</p> <p>Nutrition related indicators: None articulated</p> | The goal of this policy and strategy is to provide direction to the process of decentralizing Liberia's health system in a pragmatic way, so as to facilitate achievement of the MoHSW overall mission, vision and goal as enshrined in the National Health and Social Welfare Policy and Plan (2011-2021). |

Stream 1: Qualifying whether nutrition is broadly reflected by policy and strategy frameworks (6/13)

| Document | Period covered | Nutrition objectives &/or nutrition indicators included in document | Remarks (e.g. references to nutrition) |
|---|----------------|---|--|
| National Community Health Services Policy | 2011 | <p>Specific Nutrition Objectives: None articulated</p> <p>Other Nutrition Relevant Objectives:</p> <ol style="list-style-type: none"> 1. To ensure health promotion and health seeking behaviour activities are practiced in all communities. 2. To increase access and utilization of quality health and social welfare services 3. To make health and social welfare protection available to all Liberians regardless of socio-economic status at a cost that is affordable. <p>Nutrition Indicators: None articulated</p> <p>Nutrition related indicators: None articulated</p> | <p>Includes key community level nutrition actions and training needs on Essential Nutrition Actions</p> <p>Mentions that Community Health Volunteer training modules for Diarrhoea, Malaria, ARI, Essential Nutrition Actions and other CHV modules have also been developed.</p> <p>CHV roles and responsibilities include: Distribution of iron/folate, calcium, deworming tablets Post-partum iron supplementation; family planning Immediate post-natal care including care of the new-born and essential nutrition actions (exclusive breast feeding) Integrated Community Case Management: diarrhoea, malaria Under-5 semi-annual vitamin A and de-worming Growth monitoring</p> |
| Water Supply and Sanitation Policy | 2009 | <p>Specific Nutrition Objectives: None articulated</p> <p>Other Nutrition Relevant Objectives:</p> <ol style="list-style-type: none"> 1. To provide improved access to safe water supply and adequate sanitation, in an affordable, sustainable and equitable manner, to all the peoples of Liberia <p>Nutrition Indicators: None articulated</p> <p>Nutrition related indicators: None articulated</p> | <p>Covers key areas linked to nutrition such as clean water, sanitation services and hygiene promotion but does not acknowledge issues and links between water and sanitation and nutrition</p> <p>Ministry of Health is mentioned and its role through its Department of Environmental and Occupational Health, being responsible for Health Promotion, Environmental and Occupational Health activities. Hygiene Education and development of Sanitation facilities.</p> <p>Ministry of Education is mentioned as it is responsible for School Health and Hygiene in the country's 4900 schools</p> |

Stream 1: Qualifying whether nutrition is broadly reflected by policy and strategy frameworks (7/13)

| Document | Period covered | Nutrition objectives &/or nutrition indicators included in document | Remarks (e.g. references to nutrition) |
|--|----------------|--|---|
| <p>Food and Agriculture Policy and Strategy</p> | <p>2008</p> | <p>Specific Nutrition Objectives: None articulated</p> <p>Other Nutrition Relevant Objectives:</p> <ol style="list-style-type: none"> 1. Safe and nutritious foods available in sufficient quantity and quality at all times to satisfy the nutritional needs for optimal health of all Liberians throughout their life cycles 2. Enhanced, inclusive and pro-poor growth in agricultural production, productivity, competitiveness, value addition and diversification, and linkages to markets <p>Nutrition Indicators: None articulated</p> <p>Nutrition related indicators: None articulated</p> | <p>Other key action areas include providing nutrition and food security for vulnerable groups with the main strategy designing and implementing safety net programs</p> <p>Aims to link with Health Sector: prioritizing agricultural production areas in the rehabilitation of public health services, and collaborating in nutrition programs</p> <p>Aims to link with Education Sector: Including supporting school feeding programs with locally produced foods, and encouraging school gardening to expand food production and markets</p> <p>An inter-ministerial body, the Food Security and Nutrition Technical Committee has been established.</p> |
| <p>National Food Security and Nutrition Strategy</p> | <p>2008</p> | <p>Specific Nutrition Objectives: None articulated</p> <p>Other Nutrition Relevant Objectives</p> <ol style="list-style-type: none"> 1. To make certain that food is available and all Liberians have reliable access to food they need and can utilize it to live active and healthy lives. <p>Nutrition Indicators:</p> <p>Reduce the prevalence in Liberia of stunted, underweight, and wasted children less than five years of age.</p> <p>Food consumption frequency and dietary diversity indicators</p> <p>Nutrition related indicators:</p> <p>Access to health services, water, and sanitation</p> | <p>Improved Food Security and nutrition seen as essential to stability and growth in the country</p> <p>Outlines importance of both food security and health sector nutrition services as does the National Health Policy and Plan (2007-2011)</p> <p>Acknowledges the key capacity gaps in agricultural research and extension, public health nutrition, food security monitoring and food policy analysis</p> <p>Seeks to establish a Food Security and Nutrition Stakeholders' Forum and a Food Security and Nutrition Technical Committee (FSNTC) as per Food and Agriculture Policy and Strategy 2008</p> |

Stream 1: Qualifying whether nutrition is broadly reflected by policy and strategy frameworks (8/13)

| Document | Period covered | Nutrition objectives &/or nutrition indicators included in document | Remarks (e.g. references to nutrition) |
|--|----------------|---|---|
| <p>Fisheries and Aquaculture Policy and Strategy</p> | <p>2014</p> | <p>Specific Nutrition Objectives: None articulated</p> <p>Other Nutrition Relevant Objectives:</p> <ol style="list-style-type: none"> 1. Sustainable management of fisheries resources and ecosystems 2. Development of aquaculture to meet local fish demand deficits and export <p>Nutrition Indicators: None articulated</p> <p>Nutrition related indicators: None articulated</p> | <p>This policy and strategy takes into account the policy and legislative framework of other sectors that have a relationship to the fisheries and aquaculture sub-sector – including the National Food Security and Nutrition Strategy 2008.</p> <p>Aims to contribute to national food and nutrition security</p> |
| <p>Liberia National Livestock Policy</p> | <p>XXXX</p> | <p>Document under development</p> | |

Stream 1: Qualifying whether nutrition is broadly reflected by policy and strategy frameworks (9/13)

| Document | Period covered | Nutrition objectives &/or nutrition indicators included in document | Remarks (e.g. references to nutrition) |
|---|----------------|---|--|
| Land Rights Policy | 2013 | <p>Specific Nutrition Objectives: None articulated</p> <p>Other Nutrition Relevant Objectives: None articulated</p> <p>Nutrition Indicators: None articulated</p> <p>Nutrition related indicators: None articulated</p> | Link between tenure security and food security mentioned |
| National Policy and Response Strategy on Climate Change | 2018 | <p>Specific Nutrition Objectives: None articulated</p> <p>Other Nutrition Relevant Objectives: 1. To enhance pro-poor and gender sensitive adaptation while also promoting mitigation at the national and local levels, to the extent possible in a cost-effective manner amidst the challenges and constraints posed by climate change 2. To promote the conservation of the nation's rich biodiversity and natural resources so that they benefit the present and future generations.</p> <p>Nutrition Indicators: None articulated</p> <p>Nutrition related indicators: None articulated</p> | <p>Under section on climate change impacts, risks and vulnerabilities, under Health sub-section - Other climate-sensitive diseases of concern to the country include respiratory disease (such as tuberculosis) and disease associated with, or exacerbated by, malnutrition (such as HIV/AIDS)</p> <p>Does not specifically link nutrition and climate change although mentions food security, agriculture, health and links to LASIP</p> |

Stream 1: Qualifying whether nutrition is broadly reflected by policy and strategy frameworks (10/13)

| Document | Period covered | Nutrition objectives &/or nutrition indicators included in document | Remarks (e.g. references to nutrition) |
|------------------------------------|----------------|--|---|
| National Policy on Girls Education | 2013 | <p>Specific Nutrition Objectives: None articulated</p> <p>Other Nutrition Relevant Objectives: 1. Stimulate collective and concerted efforts at all levels to eliminate gender disparities in education, training and management</p> <p>Nutrition Indicators: None articulated</p> <p>Nutrition related indicators: 1. Percent of girls enrolment</p> | <p>One approach mentioned to improve girls access to education is to implement school health programs including family planning and sex education</p> <p>Also mentions the importance of supporting school feeding in areas where girls school enrolment is low – with the main purpose of persuading parents to send their girls to school</p> |
| National School Health Policy | 2019 | <p>Specific Nutrition Objectives: None articulated</p> <p>Other Nutrition Relevant Objectives: 1. Ensure provision of skills and competencies for health and wellbeing is an integral part of the national curriculum. 2. Ensure all students have access to basic preventive health and psychosocial services</p> <p>Nutrition Indicators: None articulated</p> <p>Nutrition related indicators: None articulated</p> | <p>Nutrition Services included as one of 8 programmatic areas – to address conditions around acute malnutrition, promote adequate school feeding and nutrition education.</p> <p>Other programmatic areas relevant including, for example, Healthy and Safe School Environment (WASH) and School Based Health Services (Immunization, sexual & reproductive health, micronutrient supplementation, deworming).</p> <p>Expectation of collaboration with MOH etc. around provision of school meals, micronutrient supplementation, deworming and promotion of good dietary behaviours.</p> <p>Outlines School Health Essential Package in Appendix 1 including Health and Nutrition Support Services. Malnutrition acknowledged as an issue.</p> |

Stream 1: Qualifying whether nutrition is broadly reflected by policy and strategy frameworks (11/13)

| Document | Period covered | Nutrition objectives &/or nutrition indicators included in document | Remarks (e.g. references to nutrition) |
|---|----------------|--|--|
| School Health and Nutrition Strategy | XXXX | Document under development | |
| National Inter-Sectoral Policy on Early Childhood Development | 2011 | <p>Specific Nutrition Objectives: None articulated</p> <p>Other Nutrition Relevant Objectives:</p> <ol style="list-style-type: none"> To increase access to early childhood development services for children aged 0 – 5 years targeting the poor and most vulnerable. To improve the quality of all early childhood care and education services and programs in the country <p>Nutrition Indicators:</p> <ul style="list-style-type: none"> Reduce U5 child malnutrition from 20% to 5% Increase breastfeeding from 19% to 50% Ensure that 100% of the children access all the relevant vitamins and nutritional supplements | <p>Nutrition related indicators:</p> <ol style="list-style-type: none"> Conduct deworming in 100% of children 12-59 months annually Increase the access to treated water and waste disposal by 90% <p>Good nutrition included as part of the definition of ECD.</p> <p>Status of health and nutrition activities included as part of the review prior to the development of this document</p> <p>Acknowledges that good nutrition is one of the key elements to a child's development</p> <p>Outlines the roles of each relevant ministry to implement the ECD policy, including nutrition relevant activities</p> |

Stream 1: Qualifying whether nutrition is broadly reflected by policy and strategy frameworks (12/13)

| Document | Period covered | Nutrition objectives &/or nutrition indicators included in document | Remarks (e.g. references to nutrition) |
|---|----------------|--|--|
| Liberia National Education Sector HIV and AIDS Policy | 2010-2014 | <p>Specific Nutrition Objectives: None articulated</p> <p>Other Nutrition Relevant Objectives: 1. Mobilize care and support services for infected staff and OVC and mitigate the impact of HIV&AIDS on them</p> <p>Nutrition Indicators: None articulated</p> <p>Nutrition related indicators: None articulated</p> | Mitigating the Impact of HIV&AIDS on the infected and affected Staff and Learners - The sector shall facilitate access of infected and affected staff, learners and OVC to essential foods and nutritional supplement through partnership and collaboration with organizations providing such services. |
| National School Feeding Policy | 2013 | <p>Specific Nutrition Objectives: 1. Enhanced nutrition and health through balanced meals fortified with micronutrients</p> <p>Other Nutrition Relevant Objectives: 1. Reduce the gender gap in schools by enabling parents to send girls to school as well as boys.</p> <p>Nutrition Indicators: None articulated</p> <p>Nutrition related indicators: Gender ratio of girls to boys enrolled Proportion of schools with school gardens</p> | <p>School feeding policy is in line with the 2010–2020 Education Sector Plan.</p> <p>Acknowledges malnutrition as an issue.</p> <p>Includes both in school meals and targeted take-home rations</p> <p>Outlines complementary activities including WASH, deworming, micronutrient supplementation, linkages with local agriculture for sustainability and also school gardens.</p> |

Stream 1: Qualifying whether nutrition is broadly reflected by policy and strategy frameworks (13/13)

| Document | Period covered | Nutrition objectives &/or nutrition indicators included in document | Remarks (e.g. references to nutrition) |
|--|----------------|--|---|
| National Social Protection Policy And Strategy | 2013 | <p>Specific Nutrition Objectives: None articulated</p> <p>Other Nutrition Relevant Objectives: 1. Design and implement a multi-pronged, multi-sectoral social welfare system that targets those most in need with priority social welfare services, supports the attainment of basic needs services such as education, health, water and sanitation</p> <p>Nutrition Indicators: None articulated</p> <p>Nutrition related indicators: None articulated</p> | <p>Focus on multi-sectoral social welfare system that targets those most in need with priority social welfare services such as education, health, water and sanitation. However, no specific references to nutrition.</p> |
| National Gender Policy | 2010-2015 | <p>Specific Nutrition Objectives: None articulated</p> <p>Other Nutrition Relevant Objectives: 1. Support the implementation of the National Health Policy in mainstreaming and addressing gender inequalities 2. Implement Integrated Rural Women's Programs to enhance women's access to credit, land, extension services, water, health, education, etc. 3. Close gender gaps in the education sector</p> <p>Nutrition Indicators: None articulated</p> <p>Nutrition related indicators: Maternal and child mortality ratios Proportion of girls completing education by level</p> | <p>Under the highlighted objective, aims focus on addressing the nutritional needs of families especially women, girls, and children based on the National Nutrition Policy.</p> |

Detailed Review of Stream 2: Quantifying the inclusion of individual nutrition actions in policies and strategies

Stream 2: Qualifying the inclusion of individual nutrition actions or intervention strategies in related policies and strategies: Overall many are included but the number varies widely by policy / strategy (1/5)

| Core Nutrition Actions | Policies & Strategies | | | | | | | |
|---|-----------------------|------------------|---------------|-----------------|----------------|------------------|--------------|--------------|
| | PAPD 2018-2023 | NNP 2019-2024 | NFSNS 2008 | LNPRSCC 2018 | NIPECD 2011 | NGP 2010-2015 | NSHP 2019 | NSFP 2013 |
| Severe Acute Malnutrition treatment | ✓ | ✓ | ✓ | | | | | |
| Moderate Acute Malnutrition treatment | ✓ | ✓ | ✓ | | | | | |
| Targeted Supplement Feeding for MAM | | ✓ | ✓ | | | | | |
| Promote breastfeeding complementary feeding | ✓ | ✓ | ✓ | | ✓ | | | |
| Growth Monitoring and Promotion | ✓ | | ✓ | | ✓ | | | |
| Vitamin A supplementation | ✓ | ✓ | ✓ | | ✓ | | ✓ | |
| Iron/folic acid supplementation | | ✓ | ✓ | | ✓ | | | |
| Multiple micronutrient supplementation | | ✓ | | | | | | ✓ |
| Consumption of iodized salt promotion | | ✓ | ✓ | | ✓ | | | |
| Distribution of ITNs | ✓ | | | | | | | |
| Deworming | | ✓ | ✓ | | ✓ | | ✓ | ✓ |
| Supplementary feeding in emergency | | ✓ | | | | | | |

Stream 2: Qualifying the inclusion of individual nutrition actions or intervention strategies in related policies and strategies: Overall many are included but the number varies widely by policy / strategy (2/5)

| Core Nutrition Actions | Policies & Strategies | | | | | | | |
|---|-----------------------|----------------------|-------------------|-----------------|---------------|-----------------------|----------------------|-----------------------|
| | NHSWP 2011-2021 | NHRPHSW 2011-2021 | NSCS 2008-2011 | NHCS 2016-21 | LSRHP 2010 | NHIVSFII 2010-2014 | LNHIVPS 2017-2020 | LNESHIVP 2010-2014 |
| Severe Acute Malnutrition treatment | ✓ | | | | | | | |
| Moderate Acute Malnutrition treatment | ✓ | | | | | | | |
| Targeted Supplement Feeding for MAM | ✓ | | | | | | ✓ | ✓ |
| Promote breastfeeding complementary feeding | ✓ | | ✓ | ✓ | ✓ | | | |
| Growth Monitoring and Promotion | ✓ | | ✓ | | | | | |
| Vitamin A supplementation | ✓ | | ✓ | ✓ | | | | |
| Iron/folic acid supplementation | ✓ | | ✓ | ✓ | ✓ | | | |
| Multiple micronutrient supplementation | | | ✓ | ✓ | | | | |
| Consumption of iodized salt promotion | ✓ | | | | | | | |
| Distribution of ITNs | ✓ | | ✓ | ✓ | | | | |
| Deworming | ✓ | | ✓ | | | | | |
| Supplementary feeding in emergency | | | | | | | | |

Stream 2: Qualifying the inclusion of individual nutrition actions or intervention strategies in related policies and strategies: Overall many are included but the number varies widely by policy / strategy (3/5)

| Core Nutrition Actions | Policies & Strategies | |
|---|-----------------------|--------------|
| | NCHSP 2011 | NHSWDPS 2012 |
| Severe Acute Malnutrition treatment | ✓ | |
| Moderate Acute Malnutrition treatment | ✓ | |
| Targeted Supplement Feeding for MAM | ✓ | |
| Promote breastfeeding complementary feeding | ✓ | |
| Growth Monitoring and Promotion | ✓ | |
| Vitamin A supplementation | ✓ | |
| Iron/folic acid supplementation | ✓ | |
| Multiple micronutrient supplementation | | |
| Consumption of iodized salt promotion | ✓ | |
| Distribution of ITNs | ✓ | |
| Deworming | ✓ | |
| Supplementary feeding in emergency | | |

Stream 2: Qualifying the inclusion of individual nutrition actions or intervention strategies in related policies and strategies: Overall many are included but the number varies widely by policy / strategy (4/5)

| Core Nutrition Actions | Policies & Strategies | | | | | | | |
|--|-----------------------|------------------|---------------|-----------------|----------------|------------------|--------------|--------------|
| | PAPD 2018-2023 | NNP 2019-2024 | NFSNS 2008 | LNPRSCC 2018 | NIPECD 2011 | NGP 2010-2015 | NSHP 2019 | NSFP 2013 |
| Promotion of Fruit and vegetable gardens | ✓ | | | | ✓ | | | |
| Training on community gardens | ✓ | | | | | | | |
| Post-harvest management training | ✓ | ✓ | ✓ | | | | | |
| Nutrition education on micronutrient rich food | ✓ | ✓ | ✓ | | ✓ | | | |
| Promotion of eat what you grow practices | | | | | | | | |
| Flour and oil fortification | | ✓ | ✓ | | | | | |
| Consumption of fortified food promotion | | ✓ | ✓ | | | | | |
| Cash transfers | ✓ | ✓ | | | ✓ | | | |
| School feeding | ✓ | | | | | | ✓ | ✓ |
| School health and nutrition programs | | ✓ | | | | | ✓ | |
| Promote girls school enrolment | ✓ | | | | | ✓ | | ✓ |
| Water supply | ✓ | ✓ | ✓ | | | | | |
| Sanitation | ✓ | ✓ | ✓ | | | | | |

Stream 2: Qualifying the inclusion of individual nutrition actions or intervention strategies in related policies and strategies: Overall many are included but the number varies widely by policy / strategy (5/5)

| Core Nutrition Actions | Policies & Strategies | | | | | | | |
|--|-----------------------|-----------|--------------|-----------|----------|-----------|-----------|------------|
| | WSSP 2009 | FAPS 2008 | FISHAPS 2014 | LNLP 2015 | LRP 2013 | NPGE 2013 | SHNS YYYY | NSPPS 2013 |
| Promotion of Fruit and vegetable gardens | | | | | | | | |
| Training on community gardens | | | | | | | | |
| Post-harvest management training | | ✓ | | | | | | |
| Nutrition education on micronutrient rich food | | ✓ | | | | | | |
| Promotion of eat what you grow practices | | | | | | | | |
| Flour and oil fortification | | | | | | | | |
| Consumption of fortified food promotion | | | | | | | | |
| Cash transfers | | | | | | | | ✓ |
| School feeding | | ✓ | | | | ✓ | | |
| School health and nutrition programs | | | | | | ✓ | | |
| Promote girls school enrolment | | | | | | ✓ | | |
| Water supply | ✓ | | | | | | | |
| Sanitation | ✓ | | | | | | | |

Analysis of the planning stream

Summary Rating Sheets for plans

Summary Rating Sheet: The National Essential Nutrition Action (ENA) Implementation Plan for Liberia

Nutrition is a key aspect of the plan

| | |
|-----------------|--|
| Stream 1 | Malnutrition acknowledged to be a problem by the plan |
| | Nutrition captured as an objective &/or nutrition indicator(s) (e.g. prevalence of stunting, wasting, micronutrient deficiencies) included in the plan |

| Coding | Actual rating | | Subtotal | Harvey ball |
|---------------------|---------------|---|----------|-------------|
| Yes (25%) / No (0%) | Yes (25%) | + | 50% | ● |
| Yes (25%) / No (0%) | Yes (25%) | | | |

Individual nutrition actions/intervention strategies included

| | |
|-----------------|---|
| Stream 2 | # of nutrition actions ¹ included in the plan out of total nutrition actions |
| | # of nutrition actions ¹ related to that planning domain included in the plan out of total nutrition actions related to that planning domain |

| | | | | |
|---|----------------------------|---|-----|---|
| 0%: 0% >0-19.9%: 5% >20-39.9%: 10% 40%-59.9%: 15% >60%-79.9%: 20% ≥ 80%: 25% | 9/25 CNAs (10%) | + | 35% | ● |
| 0%: 0% >0-19.9%: 5% >20-39.9%: 10% 40%-59.9%: 15% >60%-79.9%: 20% ≥ 80%: 25% | 9/9 relevant actions (25%) | | | |

Total rating 85%

¹These nutrition actions may be derived from the Core Nutrition Actions (CNAs), National Nutrition Action Plan or another agreed source

Summary Rating Sheet: National Health and Social Welfare Plan

Nutrition is a key aspect of the plan

| | |
|----------|--|
| Stream 1 | Malnutrition acknowledged to be a problem by the plan |
| | Nutrition captured as an objective &/or nutrition indicator(s) (e.g. prevalence of stunting, wasting, micronutrient deficiencies) included in the plan |

| Coding | Actual rating | | Subtotal | Harvey ball |
|---------------------|---------------|---|----------|-------------|
| Yes (25%) / No (0%) | Yes (25%) | + | 25% | |
| Yes (25%) / No (0%) | No (25%) | | | |

Individual nutrition actions/intervention strategies included

| | |
|----------|---|
| Stream 2 | # of nutrition actions ¹ included in the plan out of total nutrition actions |
| | # of nutrition actions ¹ related to that planning domain included in the plan out of total nutrition actions related to that planning domain |

| | | | | |
|---|------------------------------|---|-----|--|
| 0%: 0% >0-19.9%: 5% >20-39.9%: 10% 40%-59.9%: 15% >60%-79.9%: 20% ≥ 80%: 25% | 10/25 CNAs (15%) | + | 40% | |
| 0%: 0% >0-19.9%: 5% >20-39.9%: 10% 40%-59.9%: 15% >60%-79.9%: 20% ≥ 80%: 25% | 10/12 relevant actions (25%) | | | |

Total rating 65%

¹These nutrition actions may be derived from the Core Nutrition Actions (CNAs), National Nutrition Action Plan or another agreed source

Summary Rating Sheet: National Human Resources Policy and Plan for Health and Social Welfare

Nutrition is a key aspect of the plan

| | |
|----------|--|
| Stream 1 | Malnutrition acknowledged to be a problem by the plan |
| | Nutrition captured as an objective &/or nutrition indicator(s) (e.g. prevalence of stunting, wasting, micronutrient deficiencies) included in the plan |

| Coding | Actual rating | | Subtotal | Harvey ball |
|---------------------|---------------|---|----------|-------------|
| Yes (25%) / No (0%) | No (0%) | + | 0% | ○ |
| Yes (25%) / No (0%) | No (0%) | | | |

Individual nutrition actions/intervention strategies included

| | |
|----------|---|
| Stream 2 | # of nutrition actions ¹ included in the plan out of total nutrition actions |
| | # of nutrition actions ¹ related to that planning domain included in the plan out of total nutrition actions related to that planning domain |

| | | | | |
|---|----------------------------|---|----|---|
| 0%: 0% >0-19.9%: 5% >20-39.9%: 10% 40%-59.9%: 15% >60%-79.9%: 20% ≥ 80%: 25% | 0/25 CNAs (0%) | + | 0% | ○ |
| 0%: 0% >0-19.9%: 5% >20-39.9%: 10% 40%-59.9%: 15% >60%-79.9%: 20% ≥ 80%: 25% | 0/12 relevant actions (0%) | | | |

Total rating 0%

¹These nutrition actions may be derived from the Core Nutrition Actions (CNAs), National Nutrition Action Plan or another agreed source

Summary Rating Sheet: Investment Plan for Building a Resilient Health System

Nutrition is a key aspect of the plan

| | |
|-----------------|--|
| Stream 1 | Malnutrition acknowledged to be a problem by the plan |
| | Nutrition captured as an objective &/or nutrition indicator(s) (e.g. prevalence of stunting, wasting, micronutrient deficiencies) included in the plan |

| Coding | Actual rating | | Subtotal | Harvey ball |
|---------------------|---------------|---|----------|-------------|
| Yes (25%) / No (0%) | No (0%) | + | 0% | ◐ |
| Yes (25%) / No (0%) | No (0%) | | | |

Individual nutrition actions/intervention strategies included

| | |
|-----------------|---|
| Stream 2 | # of nutrition actions ¹ included in the plan out of total nutrition actions |
| | # of nutrition actions ¹ related to that planning domain included in the plan out of total nutrition actions related to that planning domain |

| | | | | |
|---|------------------------------|---|-----|---|
| 0%: 0% >0-19.9%: 5% >20-39.9%: 10% 40%-59.9%: 15% >60%-79.9%: 20% ≥ 80%: 25% | 10/25 CNAs (15%) | + | 40% | ◑ |
| 0%: 0% >0-19.9%: 5% >20-39.9%: 10% 40%-59.9%: 15% >60%-79.9%: 20% ≥ 80%: 25% | 10/12 relevant actions (25%) | | | |

Total rating 40%

¹These nutrition actions may be derived from the Core Nutrition Actions (CNAs), National Nutrition Action Plan or another agreed source

Summary Rating Sheet: Joint National Action Plan for Health Security (NAPHS)

Nutrition is a key aspect of the plan

| | |
|-----------------|--|
| Stream 1 | Malnutrition acknowledged to be a problem by the plan |
| | Nutrition captured as an objective &/or nutrition indicator(s) (e.g. prevalence of stunting, wasting, micronutrient deficiencies) included in the plan |

| Coding | Actual rating | | Subtotal | Harvey ball |
|---------------------|---------------|---|----------|-------------|
| Yes (25%) / No (0%) | No (0%) | + | 0% | ○ |
| Yes (25%) / No (0%) | No (0%) | | | |

Individual nutrition actions/intervention strategies included

| | |
|-----------------|---|
| Stream 2 | # of nutrition actions ¹ included in the plan out of total nutrition actions |
| | # of nutrition actions ¹ related to that planning domain included in the plan out of total nutrition actions related to that planning domain |

| | | | | |
|---|----------------------------|---|----|---|
| 0%: 0% >0-19.9%: 5% >20-39.9%: 10% 40%-59.9%: 15% >60%-79.9%: 20% ≥ 80%: 25% | 0/25 CNAs (0%) | + | 0% | ○ |
| 0%: 0% >0-19.9%: 5% >20-39.9%: 10% 40%-59.9%: 15% >60%-79.9%: 20% ≥ 80%: 25% | 0/12 relevant actions (0%) | | | |

Total rating 0%

¹These nutrition actions may be derived from the Core Nutrition Actions (CNAs), National Nutrition Action Plan or another agreed source

Summary Rating Sheet: Accelerated Action Plan to Reduce Maternal and New-born Mortality

Nutrition is a key aspect of the plan

| | |
|-----------------|--|
| Stream 1 | Malnutrition acknowledged to be a problem by the plan |
| | Nutrition captured as an objective &/or nutrition indicator(s) (e.g. prevalence of stunting, wasting, micronutrient deficiencies) included in the plan |

| Coding | Actual rating | | Subtotal | Harvey ball |
|---------------------|---------------|---|----------|-------------|
| Yes (25%) / No (0%) | No (0%) | + | 0% | ○ |
| Yes (25%) / No (0%) | No (0%) | | | |

Individual nutrition actions/intervention strategies included

| | |
|-----------------|---|
| Stream 2 | # of nutrition actions ¹ included in the plan out of total nutrition actions |
| | # of nutrition actions ¹ related to that planning domain included in the plan out of total nutrition actions related to that planning domain |

| | | | | |
|---|---------------------------|---|----|---|
| 0%: 0% >0-19.9%: 5% >20-39.9%: 10% 40%-59.9%: 15% >60%-79.9%: 20% ≥ 80%: 25% | 0/25 CNAs (0%) | + | 0% | ○ |
| 0%: 0% >0-19.9%: 5% >20-39.9%: 10% 40%-59.9%: 15% >60%-79.9%: 20% ≥ 80%: 25% | 0/5 relevant actions (0%) | | | |

Total rating 0%

¹These nutrition actions may be derived from the Core Nutrition Actions (CNAs), National Nutrition Action Plan or another agreed source

Summary Rating Sheet: Liberia Family Planning Costed Implementation Plan

Nutrition is a key aspect of the plan

| | |
|----------|--|
| Stream 1 | Malnutrition acknowledged to be a problem by the plan |
| | Nutrition captured as an objective &/or nutrition indicator(s) (e.g. prevalence of stunting, wasting, micronutrient deficiencies) included in the plan |

| Coding | Actual rating | | Subtotal | Harvey ball |
|---------------------|---------------|---|----------|-------------|
| Yes (25%) / No (0%) | No (0%) | + | 0% | ○ |
| Yes (25%) / No (0%) | No (0%) | | | |

Individual nutrition actions/intervention strategies included

| | |
|----------|---|
| Stream 2 | # of nutrition actions ¹ included in the plan out of total nutrition actions |
| | # of nutrition actions ¹ related to that planning domain included in the plan out of total nutrition actions related to that planning domain |

| | | | | |
|---|---------------------------|---|----|---|
| 0%: 0% >0-19.9%: 5% >20-39.9%: 10% 40%-59.9%: 15% >60%-79.9%: 20% ≥ 80%: 25% | 0/25 CNAs (0%) | + | 0% | ○ |
| 0%: 0% >0-19.9%: 5% >20-39.9%: 10% 40%-59.9%: 15% >60%-79.9%: 20% ≥ 80%: 25% | 0/0 relevant actions (0%) | | | |

Total rating 0%

¹These nutrition actions may be derived from the Core Nutrition Actions (CNAs), National Nutrition Action Plan or another agreed source

Summary Rating Sheet: National HIV and AIDS Strategic Plan

Nutrition is a key aspect of the plan

| | |
|----------|--|
| Stream 1 | Malnutrition acknowledged to be a problem by the plan |
| | Nutrition captured as an objective &/or nutrition indicator(s) (e.g. prevalence of stunting, wasting, micronutrient deficiencies) included in the plan |

| Coding | Actual rating | | Subtotal | Harvey ball |
|---------------------|---------------|---|----------|-------------|
| Yes (25%) / No (0%) | No (0%) | + | 25% | ◐ |
| Yes (25%) / No (0%) | Yes (25%) | | | |

Individual nutrition actions/intervention strategies included

| | |
|----------|---|
| Stream 2 | # of nutrition actions ¹ included in the plan out of total nutrition actions |
| | # of nutrition actions ¹ related to that planning domain included in the plan out of total nutrition actions related to that planning domain |

| | | | | |
|---|----------------------------|---|-----|---|
| 0%: 0% >0-19.9%: 5% >20-39.9%: 10% 40%-59.9%: 15% >60%-79.9%: 20% ≥ 80%: 25% | 1/25 CNAs (5%) | + | 20% | ◐ |
| 0%: 0% >0-19.9%: 5% >20-39.9%: 10% 40%-59.9%: 15% >60%-79.9%: 20% ≥ 80%: 25% | 1/2 relevant actions (15%) | | | |

Total rating 45%

¹These nutrition actions may be derived from the Core Nutrition Actions (CNAs), National Nutrition Action Plan or another agreed source

Summary Rating Sheet: National Malaria Strategic Plan

Nutrition is a key aspect of the plan

| | |
|----------|--|
| Stream 1 | Malnutrition acknowledged to be a problem by the plan |
| | Nutrition captured as an objective &/or nutrition indicator(s) (e.g. prevalence of stunting, wasting, micronutrient deficiencies) included in the plan |

| Coding | Actual rating | | Subtotal | Harvey ball |
|---------------------|---------------|---|----------|-------------|
| Yes (25%) / No (0%) | No (0%) | + | 0% | ◐ |
| Yes (25%) / No (0%) | No (0%) | | | |

Individual nutrition actions/intervention strategies included

| | |
|----------|---|
| Stream 2 | # of nutrition actions ¹ included in the plan out of total nutrition actions |
| | # of nutrition actions ¹ related to that planning domain included in the plan out of total nutrition actions related to that planning domain |

| | | | | |
|---|----------------------------|---|-----|---|
| 0%: 0% >0-19.9%: 5% >20-39.9%: 10% 40%-59.9%: 15% >60%-79.9%: 20% ≥ 80%: 25% | 1/25 CNAs (5%) | + | 30% | ◑ |
| 0%: 0% >0-19.9%: 5% >20-39.9%: 10% 40%-59.9%: 15% >60%-79.9%: 20% ≥ 80%: 25% | 1/1 relevant actions (25%) | | | |

Total rating 30%

¹These nutrition actions may be derived from the Core Nutrition Actions (CNAs), National Nutrition Action Plan or another agreed source

Summary Rating Sheet: Malaria Operational Plan

Nutrition is a key aspect of the plan

| | |
|----------|--|
| Stream 1 | Malnutrition acknowledged to be a problem by the plan |
| | Nutrition captured as an objective &/or nutrition indicator(s) (e.g. prevalence of stunting, wasting, micronutrient deficiencies) included in the plan |

| Coding | Actual rating | | Subtotal | Harvey ball |
|---------------------|---------------|---|----------|-------------|
| Yes (25%) / No (0%) | No (0%) | + | 0% | |
| Yes (25%) / No (0%) | No (0%) | | | |

Individual nutrition actions/intervention strategies included

| | |
|----------|---|
| Stream 2 | # of nutrition actions ¹ included in the plan out of total nutrition actions |
| | # of nutrition actions ¹ related to that planning domain included in the plan out of total nutrition actions related to that planning domain |

| | | | | |
|---|----------------------------|---|-----|--|
| 0%: 0% >0-19.9%: 5% >20-39.9%: 10% 40%-59.9%: 15% >60%-79.9%: 20% ≥ 80%: 25% | 1/25 CNAs (5%) | + | 30% | |
| 0%: 0% >0-19.9%: 5% >20-39.9%: 10% 40%-59.9%: 15% >60%-79.9%: 20% ≥ 80%: 25% | 1/1 relevant actions (25%) | | | |

Total rating 30%

¹These nutrition actions may be derived from the Core Nutrition Actions (CNAs), National Nutrition Action Plan or another agreed source

Summary Rating Sheet: Liberia Community Health Roadmap

Nutrition is a key aspect of the plan

| | |
|----------|--|
| Stream 1 | Malnutrition acknowledged to be a problem by the plan |
| | Nutrition captured as an objective &/or nutrition indicator(s) (e.g. prevalence of stunting, wasting, micronutrient deficiencies) included in the plan |

| Coding | Actual rating | | Subtotal | Harvey ball |
|---------------------|---------------|---|----------|-------------|
| Yes (25%) / No (0%) | No (0%) | + | 0% | ◐ |
| Yes (25%) / No (0%) | No (0%) | | | |

Individual nutrition actions/intervention strategies included

| | |
|----------|---|
| Stream 2 | # of nutrition actions ¹ included in the plan out of total nutrition actions |
| | # of nutrition actions ¹ related to that planning domain included in the plan out of total nutrition actions related to that planning domain |

| | | | | |
|---|---------------------------------------|---|-----|---|
| 0%: 0% >0-19.9%: 5% >20-39.9%: 10% 40%-59.9%: 15% >60%-79.9%: 20% ≥ 80%: 25% | 10/25 CNAs (15%) | + | 40% | ◑ |
| 0%: 0% >0-19.9%: 5% >20-39.9%: 10% 40%-59.9%: 15% >60%-79.9%: 20% ≥ 80%: 25% | 10/12 relevant actions (25%) | | | |

Total rating 40%

¹These nutrition actions may be derived from the Core Nutrition Actions (CNAs), National Nutrition Action Plan or another agreed source

Summary Rating Sheet: The National Water Sanitation and Hygiene Commission Strategic Plan

Nutrition is a key aspect of the plan

| | |
|----------|--|
| Stream 1 | Malnutrition acknowledged to be a problem by the plan |
| | Nutrition captured as an objective &/or nutrition indicator(s) (e.g. prevalence of stunting, wasting, micronutrient deficiencies) included in the plan |

| Coding | Actual rating | | Subtotal | Harvey ball |
|---------------------|---------------|---|----------|-------------|
| Yes (25%) / No (0%) | No (0%) | + | 0% | ◐ |
| Yes (25%) / No (0%) | No (0%) | | | |

Individual nutrition actions/intervention strategies included

| | |
|----------|---|
| Stream 2 | # of nutrition actions ¹ included in the plan out of total nutrition actions |
| | # of nutrition actions ¹ related to that planning domain included in the plan out of total nutrition actions related to that planning domain |

| | | | | |
|---|----------------------------|---|-----|---|
| 0%: 0% >0-19.9%: 5% >20-39.9%: 10% 40%-59.9%: 15% >60%-79.9%: 20% ≥ 80%: 25% | 2/25 CNAs (5%) | + | 30% | ◑ |
| 0%: 0% >0-19.9%: 5% >20-39.9%: 10% 40%-59.9%: 15% >60%-79.9%: 20% ≥ 80%: 25% | 2/2 relevant actions (25%) | | | |

Total rating 30%

¹These nutrition actions may be derived from the Core Nutrition Actions (CNAs), National Nutrition Action Plan or another agreed source

Summary Rating Sheet: Liberia WASH Sector Investment Plan

Nutrition is a key aspect of the plan

| | |
|----------|--|
| Stream 1 | Malnutrition acknowledged to be a problem by the plan |
| | Nutrition captured as an objective &/or nutrition indicator(s) (e.g. prevalence of stunting, wasting, micronutrient deficiencies) included in the plan |

| Coding | Actual rating | | Subtotal | Harvey ball |
|---------------------|---------------|---|----------|-------------|
| Yes (25%) / No (0%) | No (0%) | + | 0% | ◐ |
| Yes (25%) / No (0%) | No (0%) | | | |

Individual nutrition actions/intervention strategies included

| | |
|----------|---|
| Stream 2 | # of nutrition actions ¹ included in the plan out of total nutrition actions |
| | # of nutrition actions ¹ related to that planning domain included in the plan out of total nutrition actions related to that planning domain |

| | | | | |
|---|----------------------------|---|-----|---|
| 0%: 0% >0-19.9%: 5% >20-39.9%: 10% 40%-59.9%: 15% >60%-79.9%: 20% ≥ 80%: 25% | 2/25 CNAs (5%) | + | 30% | ◑ |
| 0%: 0% >0-19.9%: 5% >20-39.9%: 10% 40%-59.9%: 15% >60%-79.9%: 20% ≥ 80%: 25% | 2/2 relevant actions (25%) | | | |

Total rating 30%

¹These nutrition actions may be derived from the Core Nutrition Actions (CNAs), National Nutrition Action Plan or another agreed source

Summary Rating Sheet: Food Security and Nutrition Strategy Action Plan

Nutrition is a key aspect of the plan

| | |
|----------|--|
| Stream 1 | Malnutrition acknowledged to be a problem by the plan |
| | Nutrition captured as an objective &/or nutrition indicator(s) (e.g. prevalence of stunting, wasting, micronutrient deficiencies) included in the plan |

| Coding | Actual rating | | Subtotal | Harvey ball |
|---------------------|---------------|---|----------|-------------|
| Yes (25%) / No (0%) | Yes (25%) | + | 50% | ● |
| Yes (25%) / No (0%) | Yes (25%) | | | |

Individual nutrition actions/intervention strategies included

| | |
|----------|---|
| Stream 2 | # of nutrition actions ¹ included in the plan out of total nutrition actions |
| | # of nutrition actions ¹ related to that planning domain included in the plan out of total nutrition actions related to that planning domain |

| | | | | |
|---|------------------------------|---|-----|---|
| 0%: 0% >0-19.9%: 5% >20-39.9%: 10% 40%-59.9%: 15% >60%-79.9%: 20% ≥ 80%: 25% | 17/25 CNAs (20%) | + | 40% | ● |
| 0%: 0% >0-19.9%: 5% >20-39.9%: 10% 40%-59.9%: 15% >60%-79.9%: 20% ≥ 80%: 25% | 17/25 relevant actions (20%) | | | |

Total rating 90%

¹These nutrition actions may be derived from the Core Nutrition Actions (CNAs), National Nutrition Action Plan or another agreed source

Summary Rating Sheet: Liberian Agricultural Sector Investment Plan II (LASIP II)

Nutrition is a key aspect of the plan

| | |
|----------|--|
| Stream 1 | Malnutrition acknowledged to be a problem by the plan |
| | Nutrition captured as an objective &/or nutrition indicator(s) (e.g. prevalence of stunting, wasting, micronutrient deficiencies) included in the plan |

| Coding | Actual rating | Subtotal | Harvey ball |
|---------------------|---------------|----------|-------------|
| Yes (25%) / No (0%) | Yes (25%) | 50% | + |
| Yes (25%) / No (0%) | Yes (25%) | | |

Individual nutrition actions/intervention strategies included

| | |
|----------|---|
| Stream 2 | # of nutrition actions ¹ included in the plan out of total nutrition actions |
| | # of nutrition actions ¹ related to that planning domain included in the plan out of total nutrition actions related to that planning domain |

| | | | |
|---|----------------------------|----|---|
| 0%: 0% >0-19.9%: 5% >20-39.9%: 10% 40%-59.9%: 15% >60%-79.9%: 20% ≥ 80%: 25% | 0/25 CNAs (0%) | 0% | + |
| 0%: 0% >0-19.9%: 5% >20-39.9%: 10% 40%-59.9%: 15% >60%-79.9%: 20% ≥ 80%: 25% | 0/25 relevant actions (0%) | | |

Total rating 50%

¹These nutrition actions may be derived from the Core Nutrition Actions (CNAs), National Nutrition Action Plan or another agreed source

Summary Rating Sheet: Getting to Best Education Sector Plan

Nutrition is a key aspect of the plan

| | |
|-----------------|--|
| Stream 1 | Malnutrition acknowledged to be a problem by the plan |
| | Nutrition captured as an objective &/or nutrition indicator(s) (e.g. prevalence of stunting, wasting, micronutrient deficiencies) included in the plan |

| Coding | Actual rating | | Subtotal | Harvey ball |
|---------------------|---------------|---|----------|-------------|
| Yes (25%) / No (0%) | Yes (25%) | | 25% | + |
| Yes (25%) / No (0%) | No (0%) | + | | |

Individual nutrition actions/intervention strategies included

| | |
|-----------------|---|
| Stream 2 | # of nutrition actions ¹ included in the plan out of total nutrition actions |
| | # of nutrition actions ¹ related to that planning domain included in the plan out of total nutrition actions related to that planning domain |

| | | | | |
|---|----------------------------|---|-----|---|
| 0%: 0% >0-19.9%: 5% >20-39.9%: 10% 40%-59.9%: 15% >60%-79.9%: 20% ≥ 80%: 25% | 6/25 CNAs (10%) | | 30% | + |
| 0%: 0% >0-19.9%: 5% >20-39.9%: 10% 40%-59.9%: 15% >60%-79.9%: 20% ≥ 80%: 25% | 6/9 relevant actions (20%) | + | | |

Total rating 55%

¹These nutrition actions may be derived from the Core Nutrition Actions (CNAs), National Nutrition Action Plan or another agreed source

Summary Rating Sheet: National Education Sector HIV & AIDS Strategic Plan

Nutrition is a key aspect of the plan

| | |
|----------|--|
| Stream 1 | Malnutrition acknowledged to be a problem by the plan |
| | Nutrition captured as an objective &/or nutrition indicator(s) (e.g. prevalence of stunting, wasting, micronutrient deficiencies) included in the plan |

| Coding | Actual rating | Subtotal | Harvey ball |
|---------------------|---------------|----------|-------------|
| Yes (25%) / No (0%) | No (0%) | 25% | + |
| Yes (25%) / No (0%) | Yes (25%) | | |

Individual nutrition actions/intervention strategies included

| | |
|----------|---|
| Stream 2 | # of nutrition actions ¹ included in the plan out of total nutrition actions |
| | # of nutrition actions ¹ related to that planning domain included in the plan out of total nutrition actions related to that planning domain |

| | | | |
|---|----------------------------|-----|---|
| 0%: 0% >0-19.9%: 5% >20-39.9%: 10% 40%-59.9%: 15% >60%-79.9%: 20% ≥ 80%: 25% | 1/25 CNAs (5%) | 20% | + |
| 0%: 0% >0-19.9%: 5% >20-39.9%: 10% 40%-59.9%: 15% >60%-79.9%: 20% ≥ 80%: 25% | 1/2 relevant actions (15%) | | |

Total rating 45%

¹These nutrition actions may be derived from the Core Nutrition Actions (CNAs), National Nutrition Action Plan or another agreed source

Detailed Review of Stream 1: Nutrition objectives/indicators and remarks for plans

Stream 1: Qualifying whether nutrition is broadly reflected by planning frameworks (1/9)

| Document | Period covered | Nutrition objectives &/or nutrition indicators included in document | Remarks (e.g. references to nutrition) |
|--|------------------|---|--|
| <p>The National Essential Nutrition Action (ENA) Implementation Plan for Liberia</p> | <p>2012-2014</p> | <p>Specific Nutrition Objectives: 1. To promote optimal infant and young child feeding practices in children under 2 years of age through the expansion of the essential nutrition actions.</p> <p>Other Nutrition Relevant Objectives: None articulated</p> <p>Nutrition Indicators: None articulated</p> <p>Nutrition related indicators: None articulated</p> | <p>Sets out the nutrition situation in Liberia and the rationale for the ENA action plan</p> <p>The ENA action plan focuses on:</p> <ol style="list-style-type: none"> 1. Advocacy, Coordination and Partnership 2. Capacity Building (training and supportive supervision of health staff at all levels and pre-service training) 3. Behaviour Change Communication (BCC) 4. Delivery of Micro-nutrients, i.e. vitamin A supplementation, deworming, iron-folate supplementation, Zinc, and iodized salt 5. Monitoring and Supervision |
| <p>National Health and Social Welfare Plan</p> | <p>2011-2021</p> | <p>Specific Nutrition Objectives: None articulated</p> <p>Other Nutrition Relevant Objectives</p> <ol style="list-style-type: none"> 1. Increase access to and utilization of quality health and social welfare services 2. Make health and social welfare services more responsive to people's needs, demands and expectations 3. Make health care and social protection available to all of Liberia's population <p>Nutrition Indicators: None articulated</p> | <p>Nutrition related indicators:</p> <ul style="list-style-type: none"> Maternal mortality rate (per 100,000 live births) Child mortality rate (per 1,000 live births) Children under 1 year who received vaccinations Pregnant women given 2nd dose of IPT for malaria <p>Focuses on ENA, Management of MAM, and micronutrient supplementation</p> <p>Includes nutrition cadre in the human resource needs projection</p> |

Stream 1: Qualifying whether nutrition is broadly reflected by planning frameworks (2/9)

| Document | Period covered | Nutrition objectives &/or nutrition indicators included in document | Remarks (e.g. references to nutrition) |
|--|----------------|---|--|
| National Human Resources Policy and Plan for Health and Social Welfare | 2011-2021 | <p>Specific Nutrition Objectives: None articulated</p> <p>Other Nutrition Relevant Objectives:</p> <ol style="list-style-type: none"> 1. To increase the number of high-quality workers 2. To increase the number of high-performing facilities and institutions 3. To develop a gender-sensitive, people-centred workforce 4. To increase the number of safe and enabling learning and working environments <p>Nutrition Indicators: None articulated</p> <p>Nutrition related indicators: None articulated</p> | Goals for number of trained nutrition cadre set out |
| Investment Plan for Building a Resilient Health System | 2015-2021 | <p>Specific Nutrition Objectives: None articulated</p> <p>Other Nutrition Relevant Objectives:</p> <ol style="list-style-type: none"> 1. Universal access to safe and quality services through improved capacity of the health network for provision of safe, quality Essential Packages of Health Services. <p>Nutrition Indicators: None articulated</p> <p>Nutrition related indicators:</p> <ul style="list-style-type: none"> Under-5 mortality rate per 1000 live births Maternal mortality ratio per 100,000 live births Percentage of infants fully immunized Percentage of pregnant mothers with 4 ANC visits Percentage of pregnant mothers receiving IPT-2 | Nutrition mentioned as part of Essential Packages of Health Services |

Stream 1: Qualifying whether nutrition is broadly reflected by planning frameworks (3/9)

| Document | Period covered | Nutrition objectives &/or nutrition indicators included in document | Remarks (e.g. references to nutrition) |
|---|------------------|--|---|
| <p>Joint National Action Plan for Health Security (NAPHS)</p> | <p>2018-2022</p> | <p>Specific Nutrition Objectives: None articulated</p> <p>Other Nutrition Relevant Objectives</p> <ol style="list-style-type: none"> 1. Ensure universal access to safe and quality health services through improved capacity of the one health network to detect, prevent and promptly respond to public health threats and events. <p>Nutrition Indicators: None articulated</p> <p>Nutrition related indicators: Strengthen the implementation of national immunization plans to improve coverage. Strengthening food safety response</p> | <p>Nutrition not specifically mentioned but some focus on linked areas including food safety and immunization</p> |
| <p>Accelerated Action Plan to Reduce Maternal and Newborn Mortality</p> | <p>2012</p> | <p>Specific Nutrition Objectives: None articulated</p> <p>Other Nutrition Relevant Objectives:</p> <ol style="list-style-type: none"> 1. Increase the coverage and access to quality comprehensive and basic EmONC and essential maternal and newborn health care 2. Expand and strengthen outreach and community-based services to improve coverage of MNH care <p>Nutrition Indicators: None articulated</p> <p>Nutrition related indicators: Percentage of women attending 4 ANC visits Percentage of women who have 2 PNC visits</p> | <p>Acknowledges the role of anaemia in causing maternal mortality. Indicators include increasing percentage of women attending ANC and PNC</p> <p>No links between maternal and neonatal mortality and nutrition outlined</p> |

Stream 1: Qualifying whether nutrition is broadly reflected by planning frameworks (4/9)

| Document | Period covered | Nutrition objectives &/or nutrition indicators included in document | Remarks (e.g. references to nutrition) |
|--|----------------|--|---|
| Liberia Family Planning Costed Implementation Plan | 2018-2022 | <p>Specific Nutrition Objectives: None articulated</p> <p>Other Nutrition Relevant Objectives: 1. To increase modern contraceptive prevalence rate from 30.3 percent (2016) to 39.7 percent (2022)</p> <p>Nutrition Indicators: None articulated</p> <p>Nutrition related indicators: Percentage of demand satisfied by modern methods among all women and men, including adolescents Percentage of women of reproductive age demanding family planning services Percentage of teenage women who have begun childbearing</p> | <p>No link between family planning and nutrition (e.g. as a platform to also address nutritional needs, healthier pregnancy and birth outcomes, feeding practices)</p> |
| National HIV and AIDS Strategic Plan | 2015-2020 | <p>Specific Nutrition Objectives: None articulated</p> <p>Other Nutrition Relevant Objectives: None articulated</p> <p>Nutrition Indicators: None articulated</p> <p>Nutrition related indicators: Number and percentage of people living with HIV and AIDS receiving nutritional support Percentage of infants born to HIV infected mothers who are infected with HIV at the end of breastfeeding</p> | <p>Acknowledges issue of mother-to-child HIV transmission through breastfeeding</p> <p>Plan includes provision of food and nutritional supplements for women enrolled in the PMTCT program, including support for exposed infants.</p> <p>As a part of the nutrition package, health staff will be trained on the Nutrition Assessment Education and Counselling (NAEC) approach</p> <p>Community based strengthening includes Provide linkages to other community-based health services including access to clean water and sanitation, nutrition assessment counselling and support (NACS), food security, and other social support mechanisms.</p> |

Stream 1: Qualifying whether nutrition is broadly reflected by planning frameworks (5/9)

| Document | Period covered | Nutrition objectives &/or nutrition indicators included in document | Remarks (e.g. references to nutrition) |
|---------------------------------|----------------|---|---|
| National Malaria Strategic Plan | 2016-2020 | <p>Specific Nutrition Objectives: None articulated</p> <p>Other Nutrition Relevant Objectives:</p> <ol style="list-style-type: none"> To increase access to prompt diagnosis and effective treatment targeting 85% of population To ensure that 80% of the population are protected by malaria preventive measures by 2020 <p>Nutrition Indicators: None articulated</p> <p>Nutrition related indicators:</p> <ul style="list-style-type: none"> 100% of children under five with malaria receive recommended ACT in hard to reach communities At least 80% of pregnant women attending ANC receive IPT At least 85% of children/pregnant women use LLINs. | <p>Links malaria with anaemia, including with children under 5 and pregnant women - Severe anaemia is usually high among pregnant women and children under five years of age. Persistent fever and severe anaemia have been found among the children less than five years of age and pregnant women</p> <p>No links or actions related to childhood malaria infection and undernutrition</p> |
| Malaria Operational Plan | FY2019 | <p>Specific Nutrition Objectives: None articulated</p> <p>Other Nutrition Relevant Objectives:</p> <p>As per the National Malaria Strategic Plan</p> <p>Nutrition Indicators: None articulated</p> <p>Nutrition related indicators:</p> <ul style="list-style-type: none"> % Children under five who slept under an ITN % Pregnant women who slept under an ITN % Children under five with fever in the last two weeks for whom advice or treatment was sought % Women who received two or more doses of IPT during their last pregnancy in last two years | <p>Sets out prevention and treatment of anaemia in pregnant women - This approach consists of prompt and effective case management of malaria and anaemia, providing IPTp with sulfadoxine- pyrimethamine (SP) at every ANC visit after the first trimester, and use of ITNs</p> <p>No focus on linking within the health system around anaemia and undernutrition due to malaria infection</p> |

Stream 1: Qualifying whether nutrition is broadly reflected by planning frameworks (6/9)

| Document | Period covered | Nutrition objectives &/or nutrition indicators included in document | Remarks (e.g. references to nutrition) |
|---|----------------|--|--|
| Liberia Community Health Roadmap | 2014-2017 | <p>Specific Nutrition Objectives: None articulated</p> <p>Other Nutrition Relevant Objectives:</p> <ol style="list-style-type: none"> To build capacity of communities to contribute to reduction of maternal, new-born and child morbidity To ensure quality service delivery of a standardized package of community health and social welfare services To strengthen support systems for implementation of community health and social welfare services To strengthen pre-service and in-service training for health workers (professional and CHVs) <p>Nutrition Indicators:</p> <p>Increased % of children exclusively breastfed</p> | <p>Nutrition related indicators:</p> <p>Increased % of children less than 12m with Penta 1 who have received Penta 3.</p> <p>Increased % of children under-5 with diarrhoea who received oral rehydration solution (ORS) administered by General Community Health Volunteers (CHVs)</p> <p>Increased % of children under-5 with confirmed malaria treated with artemisinin-based combination therapy (ACT) administered by CHVs</p> <p>Increased % of children under-5 with pneumonia treated with antibiotics administered by CHVs</p> <p>Focuses on expanding Family Planning, maternal, new-born, child and adolescent health services including strengthening service delivery at the community level including ENA.</p> |
| The National Water Sanitation and Hygiene Commission Strategic Plan | 2019-2023 | <p>Specific Nutrition Objectives: None articulated</p> <p>Other Nutrition Relevant Objectives:</p> <ol style="list-style-type: none"> Ensure equitable access to environmentally, socially, and economically friendly and sustainable water and sanitation service <p>Nutrition Indicators: None articulated</p> <p>Nutrition related indicators: None articulated</p> | <p>No links between WASH and nutrition articulated although does acknowledge the need for effective implementation and integration of hygiene promotion into national health campaigns.</p> <p>The Strategic Plan is in line with the PAPD with the SDG 6 targets for drinking water, sanitation and hygiene and will contribute to the broader 2030 Agenda for Sustainable Development.</p> |

Stream 1: Qualifying whether nutrition is broadly reflected by planning frameworks (7/9)

| Document | Period covered | Nutrition objectives &/or nutrition indicators included in document | Remarks (e.g. references to nutrition) |
|--|----------------|--|---|
| Liberia WASH Sector Investment Plan | 2012-2017 | <p>Specific Nutrition Objectives: None articulated</p> <p>Other Nutrition Relevant Objectives: 1. Increase equitable access to environmentally friendly and sustainable water and sanitation services and promote hygiene behaviour change at scale (from the linked WASH Sector Strategic Plan 2012-17)</p> <p>Nutrition Indicators: None articulated</p> <p>Nutrition related indicators: None articulated</p> | <p>Acknowledges the serious economic development, quality of life and health challenges caused by poor WASH infrastructure.</p> <p>The SIP is linked to the WASH Sector Strategic Plan 2012-2017 and models estimated investment required in WASH sector up to 2030</p> <p>The linked WASH Sector Strategic Plan 2012-2017 (superseded by the The National Water Sanitation and Hygiene Commission Strategic Plan) acknowledges the link between WASH and reducing malnutrition and the morbidity and mortality of under 5 children.</p> |
| Food Security and Nutrition Strategy Action Plan | 2015-2020 | <p>Specific Nutrition Objectives: 1. Improved nutritional status of vulnerable groups, especially pregnant and lactating women and children under-five through better food utilization.</p> <p>Other Nutrition Relevant Objectives 1. Sufficient food availability through a competitive and revitalized agricultural sector 2. Improved access to food through enhanced opportunities for sustainable employment; improved education; market access, strengthened safety nets</p> <p>Nutrition Indicators: % decrease in children under 5 stunted, wasted and underweight</p> | <p>% decrease in anaemia and vitamin A deficiency among children under 5 and women % of women of reproductive age with normal BMI % increase in exclusive breastfeeding and adequate complementary feeding</p> <p>Nutrition related indicators: % increase in national food crop production, positive food balance sheet (no food deficit) % of national food production in total consumption, stable market prices of staple food commodities % increase in GDP per capita and % decrease in population living under the poverty-line by year</p> <p>Goal: All Liberians have reliable access to the food they need and be able to utilize that food to live active and healthy lives.</p> |

Stream 1: Qualifying whether nutrition is broadly reflected by planning frameworks (8/9)

| Document | Period covered | Nutrition objectives &/or nutrition indicators included in document | Remarks (e.g. references to nutrition) |
|---|----------------|---|---|
| Liberian Agricultural Sector Investment Plan II(LASIP II) | 2018-2022 | <p>Specific Nutrition Objectives: None articulated</p> <p>Other Nutrition Relevant Objectives</p> <ol style="list-style-type: none"> To improve resilience to crises and food and nutrition security of vulnerable populations. To improve sustainable production and productivity (e.g. fisheries, livestock and forestry Value Chains). <p>Nutrition Indicators: None articulated</p> <p>Nutrition related indicators: None articulated</p> | <p>Outlines food security and nutrition situation - acknowledging the widespread food and nutrition insecurity in the country.</p> <p>Links with the Food Security and Nutrition Strategy 2008 & 2015, the Food and Agriculture Policy and Strategy, the National Nutrition Policy 2008 and the first LASIP 2010-2015</p> <p>The Government, guided by CAADP commitments, the SDGs and ECOWAP vision for its agricultural sector, and aiming to build on the successes and lessons learnt from LASIP I implementation, has the following strategic long-term vision for the agricultural sector: “to promote an inclusive and sustainable agricultural transformation through industrialization and agricultural value addition that ensures food and nutrition security, environmental health, job and wealth creation as well as inclusive growth for Liberians.”</p> |
| Getting to Best Education Sector Plan | 2017-2021 | <p>Specific Nutrition Objectives: None articulated</p> <p>Other Nutrition Relevant Objectives: None articulated</p> <p>Nutrition Indicators: None articulated</p> <p>Nutrition related indicators:</p> <ul style="list-style-type: none"> # of schools with school health club, by location and type of school # of children receiving deworming # of children receiving daily meal | <p>Recognises link between learning outcomes and health and nutritional status. Aims to continue targeted health programs e.g. improving WASH infrastructure in schools, reproductive health, deworming, school feeding and school gardens.</p> <p>The School Health Division, under the Department of Instruction and Bureau of Student Personnel Services, are responsible for school health related issues. These include WASH, HIV and reproductive health education, deworming, and nutrition and physical education.</p> <p>Training in health, nutrition and deworming:</p> <ol style="list-style-type: none"> Include training in nutrition and health in both pre-service teacher training and CPD at the school level Include deworming, nutrition and school feeding in principals’ training and new CSE and Health curriculum |

Stream 1: Qualifying whether nutrition is broadly reflected by planning frameworks (9/9)

| Document | Period covered | Nutrition objectives &/or nutrition indicators included in document | Remarks (e.g. references to nutrition) |
|---|----------------|--|---|
| National Education Sector HIV & AIDS Strategic Plan | 2010-2014 | <p>Specific Nutrition Objectives: None articulated</p> <p>Other Nutrition Relevant Objectives:</p> <ol style="list-style-type: none"> To increase the provision of quality psychosocial support by 50% thereby mitigating the impact of HIV&AIDS on the infected and affected by 2013 <p>Nutrition Indicators: None articulated</p> <p>Nutrition related indicators:</p> <p>Train at least 50% of infected staff and OVC on food and nutritional security</p> | Psychosocial support includes promotion and support food and nutritional security interventions among staff and OVC |



Detailed Review of Stream 2: Quantifying the inclusion of individual nutrition actions in plans

Stream 2: Qualifying the inclusion of individual nutrition actions or intervention strategies in related plans: Overall many are included but the number varies widely in each plan (1/3)

| Core Nutrition Actions | Plans | | | | | | |
|---|---------------------|---------------------|----------------------|--------------------|----------------------|---------------------|--------------------|
| | FSNSAP 2015-2020 | GTBESP 2017-2021 | NENAIPL 2012-2014 | NHSWP 2011-2021 | NHRPHSW 2011-2021 | IPBRHS 2015-2021 | NAPHS 2018-2022 |
| Severe Acute Malnutrition treatment | ✓ | | ✓ | ✓ | | ✓ | |
| Moderate Acute Malnutrition treatment | ✓ | | ✓ | ✓ | | ✓ | |
| Targeted Supplement Feeding for MAM | ✓ | | ✓ | ✓ | | ✓ | |
| Promote breastfeeding complementary feeding | ✓ | | ✓ | ✓ | | ✓ | |
| Growth Monitoring and Promotion | ✓ | | | ✓ | | ✓ | |
| Vitamin A supplementation | ✓ | | ✓ | ✓ | | ✓ | |
| Iron/folic acid supplementation | ✓ | | ✓ | ✓ | | ✓ | |
| Multiple micronutrient supplementation | | | ✓ | | | | |
| Consumption of iodized salt promotion | | | ✓ | ✓ | | ✓ | |
| Distribution of ITNs | ✓ | | | ✓ | | ✓ | |
| Deworming | ✓ | ✓ | ✓ | ✓ | | ✓ | |
| Supplementary feeding in emergency | ✓ | | | | | | |

Stream 2: Qualifying the inclusion of individual nutrition actions or intervention strategies in related plans: Overall many are included but the number varies widely in each plan (2/3)

| Core Nutrition Actions | Plans | | | | | | |
|---|--------------|------------------|------------------|----------------|------------|----------------|--------------------|
| | AAPRMNM 2012 | LFPCIP 2018-2022 | NHIVSP 2015-2020 | NMSP 2016-2020 | MOP FY2019 | LCHR 2014-2017 | NESHIVSP 2010-2014 |
| Severe Acute Malnutrition treatment | | | | | | ✓ | |
| Moderate Acute Malnutrition treatment | | | | | | ✓ | |
| Targeted Supplement Feeding for MAM | | | ✓ | | | ✓ | ✓ |
| Promote breastfeeding complementary feeding | | | | | | ✓ | |
| Growth Monitoring and Promotion | | | | | | ✓ | |
| Vitamin A supplementation | | | | | | ✓ | |
| Iron/folic acid supplementation | | | | | | ✓ | |
| Multiple micronutrient supplementation | | | | | | | |
| Consumption of iodized salt promotion | | | | | | ✓ | |
| Distribution of ITNs | | | | ✓ | ✓ | ✓ | |
| Deworming | | | | | | ✓ | |
| Supplementary feeding in emergency | | | | | | | |

Stream 2: Qualifying the inclusion of individual nutrition actions or intervention strategies in related plans: Overall many are included but the number varies widely in each plan (3/3)

| Core Nutrition Actions | Plans | | | | |
|--|---------------------|---------------------|----------------------|-----------------|-----------------------|
| | FSNSAP 2015-2020 | GTBESP 2017-2021 | WASHCSP 2019-2023 | SIPWASH YYYY | LASIP II 2018-2022 |
| Promotion of Fruit and vegetable gardens | ✓ | | | | |
| Training on community gardens | | | | | |
| Post-harvest management training | ✓ | | | | |
| Nutrition education on micronutrient rich food | | | | | |
| Promotion of eat what you grow practices | | | | | |
| Flour and oil fortification | | | | | |
| Consumption of fortified food promotion | | | | | |
| Cash transfers | ✓ | | | | |
| School feeding | | ✓ | | | |
| School health and nutrition programs | ✓ | ✓ | | | |
| Promote girls school enrolment | ✓ | ✓ | | | |
| Water supply | ✓ | ✓ | ✓ | ✓ | |
| Sanitation | ✓ | ✓ | ✓ | ✓ | |

See notes section below for definitions of plan acronyms 133

Country Core Nutrition Actions

A list of the Core Nutrition Actions and their definitions (1/2)

| Action Category | Interventions | Definitions |
|---------------------------------|---|---|
| Management of MAM / SAM | Severe Acute Malnutrition treatment | • Treatment of Severe Acute Malnutrition (SAM) for children 6-59 months old with SAM, pregnant and lactating women with SAM |
| | Moderate Acute Malnutrition treatment | • Treatment of Moderate Acute Malnutrition (MAM) for children 6-59 months old with SAM, pregnant and lactating women with SAM |
| | Targeted Supplement Feeding for MAM | • Provide food by prescription to patients with TB and HIV |
| Infant & young child feeding | Breastfeeding and complementary feeding | • Provide exclusive and continued breastfeeding counselling and complementary feeding education for pregnant women, mothers with children 6-23 months and men |
| | Growth Monitoring and Promotion | • Provide and support growth monitoring assessment in health facilities for children 0-59 months old |
| Micronutrient supplementation | Vitamin A supplementation | • Facilitate access to and/or distribute vitamin A supplements to children 6-59 months old |
| | Iron/folic acid supplementation | • Facilitate access to and/or distribute iron/folic acid supplements to pregnant women during ANC |
| | Multiple micronutrient supplementation | • Facilitate access to and/or distribute multiple micronutrient supplements (powders or capsules) for children 6-23 months old |
| Disease prevention & management | Anti-malaria | • Distribute insecticide-treated bed nets to pregnant women in endemic malaria areas |
| | Deworming | • Distribute deworming tablets to children 12-59 months old |
| Water, Sanitation & Hygiene | Water supply | • Construction of boreholes and hand-pump wells to provide clean water for communities |
| | Sanitation | • Promote Open Defecation Free (ODF) Villages |

A list of the Core Nutrition Actions and their definitions (2/2)

| Action Category | Interventions | Definitions |
|--------------------|---|--|
| Food & agriculture | Horticulture/crops | <ul style="list-style-type: none"> • Promotion of all year round production of fruit and vegetable gardens for healthy and diverse diets to farmers and primary school children • Training on creating and maintaining community gardens to women in the community • Training on Post-Harvest Management (PHM) of crops for all year round availability to extension workers, crops officer, Faith Based Organizations (FBOs), vulnerable HHs • Implement fortification of wheat flour and vegetable oil with industry • Create awareness on the consumption of fortified wheat flour and vegetable oil among consumers, the community and households • Promote consumption of iodized salt to pregnant women and households • Provide nutrition education on consumption of micronutrient rich food to pregnant women and women with children 6-59 months old • Promote eat what you grow practices (Not selling everything) to women of childbearing age |
| | Fortification | |
| | Food consumption and healthy eating practices | |
| Social Protection | Emergency maternal & child nutrition | <ul style="list-style-type: none"> • Provide Supplementary Feeding To Vulnerable households during emergency/disaster • Support school feeding for primary school children to promote nutrition and healthy learning environment • Promote School health and nutrition programs including school health clubs for healthy diets and good nutrition • Provide cash transfers to vulnerable households |
| | School-based programs | |
| | Poverty reduction / income generation | |
| Gender empowerment | Girls school enrolment | <ul style="list-style-type: none"> • Promote school enrolment for girls 5-9 years old |

Acronyms

A list of the acronyms used and their definitions (1/4)

| | |
|--------|---|
| ACT | Artemisinin-based Combination Therapies |
| ADF | Asian Development Fund |
| ANC | Ante Natal Care |
| ARI | Acute Respiratory Infection |
| ARV | Anti Retrovirals |
| BCC | Behavior Change Communication |
| BMI | Body Mass Index |
| CAADP | Comprehensive Africa Agriculture Development Programme |
| CDC | Center for Disease Control |
| CHAI | Clinton Health Access Initiative |
| CHV | Community Health Volunteer |
| CNA | Core Nutrition Action |
| EC | European Commission |
| ECD | Early Childhood Development |
| ECOWAP | Economic Community of West African States Agricultural Policy |
| EmONC | Emergency Obstetric and Neonatal Care |
| ENA | Essential Nutrition Actions |
| EU | European Union |

A list of the acronyms used and their definitions (2/4)

| | |
|------------|--|
| FAO | Food and Agricultural Organisation |
| FBO | Faith Based Organisation |
| GDP | Gross Domestic Product |
| HH | Household |
| HIV / AIDS | Human Immunodeficiency Virus and Acquired Immune Deficiency Syndrome |
| IFAD | International Fund for Agricultural Development |
| IMCI | Integrated Management of Childhood Illness |
| IPT | Isoniazid Preventive Therapy |
| ITN | Insecticide Treated Net |
| IYCF | Infant and Young Child Feeding |
| JICA | Japan International Cooperation Agency |
| LASIP II | Liberian Agricultural Sector Investment Plan II |
| LLIN | Long-Lasting Insecticidal Net |
| MAM | Moderate Acute Malnutrition |
| MOH | Ministry of Health |
| MSH | Management Sciences for Health |
| NACS | Nutrition Assessment, Counselling and Support |
| NAEC | Nutrition Assessment Education and Counselling |

A list of the acronyms used and their definitions (3/4)

| | |
|--------|--|
| NAPHS | Joint National Action Plan for Health Security |
| NGO | Non Governmental Organisation |
| NIPECD | National Inter-Sectoral Policy on ECD |
| NNP | National Nutrition Policy |
| NPHIL | National Public Institute of Liberia |
| ODF | Open Defecation Free |
| ORT | Oral Rehydration Therapy |
| OVC | Orphaned and Vulnerable Children |
| PAPD | Pro-poor Agenda For Prosperity and Development |
| PLHIV | People Living with HIV |
| PHM | Post-Harvest Management |
| PMTCT | Prevention of mother-to-child transmission |
| PNC | Post Natal Care |
| SDGs | Sustainable Development Goals |
| SIDA | Swedish International Development Agency |
| SRH | Sexual and Reproductive Health |
| TB | Tuberculosis |
| TR | Total Rating |

A list of the acronyms used and their definitions (4/4)

| | |
|--------|--|
| UN | United Nations |
| UNAIDS | Joint United Nations Programme on HIV/AIDS |
| UNDP | United Nations Development Programme |
| UNESCO | United Nations Educational, Scientific and Cultural Organization |
| UNFPA | United Nations Population Fund |
| UNICEF | United Nations Children's Fund |
| UNMEER | UN Mission for Ebola Emergency Response (UNMEER) |
| UNSDCF | United Nations Sustainable Development Cooperation Framework |
| USAID | United States Agency for International Development |
| WASH | Water, Sanitation and Hygiene |
| WFP | World Food Programme |
| WHO | World Health Organisation |
| | |
| | |
| | |
| | |
| | |
| | |
| | |